

Worksheet - 01 - Formazioni iniziali e rotazioni di partenza

Finland 2017	1	22	15	25	23			85	06/02/2017	2018 FIVB Volleyball World L.	Pool A2 - Group 2-M.
SLOVENIJA (2017)	3	25	25	22	25			97	19.00.00	Seoul(Korea)	

Formazioni iniziali e rotazioni di partenza

Formazioni iniziali

Giocatore	Set gi	Titolar	Alzat	1° ma	2° ce	Oppo	2° ma	1° ce	Batt. M	Batt. Q	Rice	Att
Finland 2017	4	25	4	4	5	4	4	4	67	19	81	123
4 KERMINEN	5	0	0	18	0
5 MAKINEN	2	0	0	0	1
7 KOUKI	2	2	.	2	0	7	15	8
8 KRASTINS	4	4	4	.	15	0	31	26
12 HELENIUS	3	2	.	2	7	0	15	12
13 ROPPONEN	4	4	.	.	.	4	.	.	0	12	0	46
9 SIIRILA	4	4	4	16	0	1	12
11 SINKKONEN	4	5	.	.	5	.	.	.	18	0	1	13
2 TERVAPORTTI	4	4	4	11	0	0	5

Rotazioni di partenza

Totale	Tutti i set	1. set	2. set	3. set	4. set	5. set
	. . . 2 5 2 1 1 2 1
In battuta	Tutti i set	1. set	2. set	3. set	4. set	5. set
	. . . 2 2 1 1 1 1
In ricezione	Tutti i set	1. set	2. set	3. set	4. set	5. set
 3 1 1 1

Worksheet - 07 - Battuta

Finland 2017	1	22	15	25	23		85	06/02/2017	2018 FIVB Volleyball World L.	Pool A2 - Group 2-
SLOVENIJA (2017)	3	25	25	22	25		97	19.00.00	Seoul(Korea)	M.

		BATTUTA TOTALE													
Nome	Totale	Ind.	(#)%	(/)%	(+)%	Pos%	Ace	Ace/	(!)%	(-)%	(=)%	(=)	Err./S	Err./A	
n.\$ Finland 2017	86	32	2%	5%	16%	23%	2	0.5	17%	43%	16%	14	3.5	7.0	
n.5 5 MAKINEN	.	0.0	---	---	---	---	.	0.0	---	---	---	.	0.0	---	
n.7 7 KOUKI	7	25.0	.	.	14%	14%	.	0.0	29%	29%	29%	2	1.0	---	
n.8 8 KRASINS	15	36.0	.	7%	13%	20%	.	0.0	20%	60%	.	.	0.0	---	
n.12 12 HELENIUS	7	41.0	.	.	57%	57%	.	0.0	14%	29%	.	.	0.0	---	
n.13 13 ROPPONEN	12	15.0	.	8%	.	8%	.	0.0	8%	17%	67%	8	2.0	---	
n.9 9 SIIRILA	16	34.0	6%	.	6%	12%	1	0.3	25%	56%	6%	1	0.3	1.0	
n.11 11 SINKKONEN	18	39.0	6%	6%	28%	39%	1	0.3	17%	33%	11%	2	0.5	2.0	
n.15 15 PORKKA	.	0.0	---	---	---	---	.	---	---	---	---	.	---	---	
n.18 18 JAUHAINEN	.	0.0	---	---	---	---	.	---	---	---	---	.	---	---	
n.1 1 HAAPAKOSKI	.	0.0	---	---	---	---	.	---	---	---	---	.	---	---	
n.2 2 TERVAPORTTI	11	32.0	.	9%	9%	18%	.	0.0	9%	64%	9%	1	0.3	---	
n.00 00???	.	0.0	---	---	---	---	.	---	---	---	---	.	---	---	

		BATTUTA JUMP													
Nome	Totale	Ind.	(#)%	(/)%	(+)%	Pos%	Ace	Ace/	(!)%	(-)%	(=)%	Err.	Err./S	Err./A	
n.\$ Finland 2017	19	19	0	5%	5%	10%	0	0.0	16%	21%	53%	10	2.5	---	
n.5 5 MAKINEN	.	.	---	---	---	---	.	0.0	---	---	---	.	0.0	---	
n.7 7 KOUKI	7	25	.	.	14%	14%	.	0.0	29%	29%	29%	2	1.0	---	
n.8 8 KRASINS	.	.	---	---	---	---	.	0.0	---	---	---	.	0.0	---	
n.12 12 HELENIUS	.	.	---	---	---	---	.	0.0	---	---	---	.	0.0	---	
n.13 13 ROPPONEN	12	15	.	8%	.	8%	.	0.0	8%	17%	67%	8	2.0	---	
n.9 9 SIIRILA	.	.	---	---	---	---	.	---	---	---	---	.	---	---	
n.11 11 SINKKONEN	.	.	---	---	---	---	.	0.0	---	---	---	.	0.0	---	
n.15 15 PORKKA	.	.	---	---	---	---	.	---	---	---	---	.	---	---	
n.18 18 JAUHAINEN	.	.	---	---	---	---	.	---	---	---	---	.	---	---	
n.1 1 HAAPAKOSKI	.	.	---	---	---	---	.	---	---	---	---	.	---	---	
n.2 2 TERVAPORTTI	.	.	---	---	---	---	.	0.0	---	---	---	.	0.0	---	
n.00 00???	.	.	---	---	---	---	.	---	---	---	---	.	---	---	

		BATTUTA FLOAT													
Nome	Totale	Ind.	(#)%	(/)%	(+)%	Pos%	Ace	Ace/	(!)%	(-)%	(=)%	Err.	Err./S	Err./A	
n.\$ Finland 2017	67	36	0	4%	19%	23%	2	0.5	18%	49%	6%	4	1.0	2.0	
n.5 5 MAKINEN	.	.	---	---	---	---	.	0.0	---	---	---	.	0.0	---	
n.7 7 KOUKI	.	.	---	---	---	---	.	0.0	---	---	---	.	0.0	---	
n.8 8 KRASINS	15	36	.	7%	13%	20%	.	0.0	20%	60%	.	.	0.0	---	

Worksheet - 07 - Battuta

n.12	12 HELENIUS	7	41	.	.	57%	57%	.	0.0	14%	29%	.	.	0.0	---
n.13	13 ROPPONEN	.	.	---	---	---	---	.	0.0	---	---	---	.	0.0	---
n.9	9 SIIRILA	16	34	6%	.	6%	12%	1	0.3	25%	56%	6%	1	0.3	1.0
n.11	11 SINKKONEN	18	39	6%	6%	28%	39%	1	0.3	17%	33%	11%	2	0.5	2.0
n.15	15 PORKKA	.	.	---	---	---	---	.	---	---	---	---	.	---	---
n.18	18 JAUHIAINEN	.	.	---	---	---	---	.	---	---	---	---	.	---	---
n.1	1 HAAPAKOSKI	.	.	---	---	---	---	.	---	---	---	---	.	---	---
n.2	2 TERVAPORTTI	11	32	.	9%	9%	18%	.	0.0	9%	64%	9%	1	0.3	---
n.00	0 0???	.	.	---	---	---	---	.	---	---	---	---	.	---	---
- 00	0 0???	.	.	---	---	---	---	.	---	---	---	---	.	---	---

Worksheet - 02 - Ricezione

Finland 2017 1 22 15 25 23 85 06/02/2017 2018 FIVB Volleyball World L. Pool A2 - Group 2-
SLOVENIJA (2017) 3 25 25 22 25 97 19.00.00 Seoul(Korea) M.

Nome	RICEZIONE TOTALE									RICEZIONE JUMP						RICEZIONE FLOAT									
	Totale	Ind.	Pos%	(!)%	(/)%	(=)%	Err.	Err.%	Err./Set	Totale	Ind.	Pos%	(!)%	(/)%	(=)%	Err.%	Err./Set	Totale	Ind.	Pos%	(!)%	(/)%	(=)%	Err.%	Err./Set
n.\$ Finland 2017	79	62	58%	15%	6%	5%	9	11%	2.3	49	62	57%	12%	4%	6%	10%	1.3	30	63	60%	20%	10%	3%	13%	1.0
n.4 4 KERMINEN	18	68	78%	.	6%	.	1	6%	0.3	15	69	80%	.	7%	.	7%	0.3	3	66	67%	0.0
n.19 19 PENNANEN	.	.	---	---	(---)	(---)	.	---	0.0	.	.	---	---	(---)	(---)	---	0.0	.	.	---	---	(---)	(---)	---	0.0
n.5 5 MAKINEN	.	.	---	---	(---)	(---)	.	---	0.0	.	.	---	---	(---)	(---)	---	0.0	.	.	---	---	(---)	(---)	---	0.0
n.7 7 KOUKI	15	58	47%	13%	7%	7%	2	14%	0.5	6	62	50%	0.0	9	55	44%	22%	11%	11%	22%	0.5
n.8 8 KRASINS	31	61	55%	19%	6%	6%	4	12%	1.0	21	58	48%	19%	5%	10%	15%	0.8	10	67	70%	20%	10%	.	10%	0.3
n.12 12 HELENIUS	15	62	53%	27%	7%	7%	2	14%	0.5	7	57	43%	29%	.	14%	14%	0.3	8	66	62%	25%	12%	.	12%	0.3
n.00 0 0???	.	.	---	---	(---)	(---)	.	---	0.0	.	.	---	---	(---)	(---)	---	0.0	.	.	---	---	(---)	(---)	---	0.0
n.0 0 0???	.	.	---	---	(---)	(---)	.	---	---	.	.	---	---	(---)	(---)	---	---	.	.	---	---	(---)	(---)	---	---

Nome	RICEZIONE JUMP									RICEZIONE FLOAT																				
	Sx			Cx			Dx			Alto			Basso			Sx			Cx			Dx			Alto			Basso		
	Totale	Pos%	Err.%	Totale	Pos%	Err.%	Totale	Pos%	Err.%	Totale	Pos%	Err.%	Totale	Pos%	Err.%	Totale	Pos%	Err.%	Totale	Pos%	Err.%	Totale	Pos%	Err.%	Totale	Pos%	Err.%	Totale	Pos%	Err.%
n.4 4 KERMINEN	3	33%	33%	8	88%	.	3	100%	.	.	---	---	1	100%	.	1	100%	.	2	50%	.	.	---	---	.	---	---	.	---	---
n.19 19 PENNANEN	.	---	---	.	---	---	.	---	---	.	---	---	.	---	---	.	---	---	.	---	---	.	---	---	.	---	---	.	---	---
n.5 5 MAKINEN	.	---	---	.	---	---	.	---	---	.	---	---	.	---	---	.	---	---	.	---	---	.	---	---	.	---	---	.	---	---
n.7 7 KOUKI	.	---	---	4	50%	.	2	50%	.	.	---	---	.	---	---	3	33%	.	3	33%	33%	1	100%	.	.	---	---	2	50%	50%
n.8 8 KRASINS	5	40%	40%	14	57%	7%	1	.	.	.	---	---	1	.	.	.	---	---	10	70%	10%	.	---	---	.	---	---	.	---	---
n.12 12 HELENIUS	2	50%	50%	4	25%	.	1	100%	.	.	---	---	.	---	---	.	---	---	6	67%	17%	.	---	---	.	---	---	2	50%	.
n.00 0 0???	.	---	---	.	---	---	.	---	---	.	---	---	.	---	---	.	---	---	.	---	---	.	---	---	.	---	---	.	---	---
n.0 0 0???	.	---	---	.	---	---	.	---	---	.	---	---	.	---	---	.	---	---	.	---	---	.	---	---	.	---	---	.	---	---

Worksheet - 03 - Attacco prima palla

Finland 2017	1	22	15	25	23		85	06/02/2017	2018 FIVB Volleyball World L.	Pool A2 - Group 2-
SLOVENIJA (2017)	3	25	25	22	25		97	19.00.00	Seoul(Korea)	M.

ATTACCO PRIMA PALLA																																								
Nome	Tot.	Tot.%	Eff.%	(+)	(+)%	(#)	(#)%	(#)/S	pos.%	(/)	(/)%	(=)	(=)%	Err.%	Err./S	Quick					Alta					Pipe/Schema					Primo tempo									
																Tot.	#	+	/	=	Tot.	#	+	/	=	Tot.	#	+	/	=	Tot.	#	+	/	=					
Quick	38	54%	42%	3	8%	20	53%	5.0	61%	1	3%	3	8%	11%	1.0																									
Alta	7	10%	0%	0	0%	2	29%	0.5	29%	0	0%	2	29%	29%	0.5																									
Pipe/Schema	3	4%	-33%	0	0%	1	33%	0.3	33%	0	0%	2	67%	67%	0.5																									
Primo tempo	19	27%	37%	3	16%	9	47%	2.3	63%	0	0%	2	11%	11%	0.5																									
Totale	70	X	33%	7	10%	33	47%	8.3	---	1	1%	9	13%	14%	2.5																									
n.5 5 MAKINEN	1	1%	100%	0	0%	1	100%	0.5	100%	0	0%	0	0%	0%	0.0	1	1	0	0	0	0	0	0	0	0	0	0	0	0	0	0	0	0	0	0	0	0	0	0	0
n.7 7 KOUKI	6	9%	33%	0	0%	3	50%	1.5	50%	0	0%	1	17%	17%	8.5	5	3	0	0	0	0	0	0	0	0	1	0	0	0	0	1	0	0	0	0	0	0	0	0	0
n.8 8 KRSTINS	14	20%	50%	2	14%	8	57%	2.0	71%	0	0%	1	7%	7%	1.8	10	6	2	0	0	3	1	0	0	1	1	1	0	0	0	0	0	0	0	0	0	0	0	0	0
n.1 12 HELENIUS	6	9%	-33%	0	0%	1	17%	0.3	17%	1	17%	2	33%	50%	16.7	3	0	0	1	0	2	1	0	0	1	1	0	0	0	0	1	0	0	0	0	0	0	0	0	0
n.1 13 ROPPONEN	21	30%	33%	1	5%	10	48%	2.5	53%	0	0%	3	14%	14%	3.5	19	10	1	0	3	2	0	0	0	0	0	0	0	0	0	0	0	0	0	0	0	0	0	0	0
n.9 9 SIIRILA	7	10%	14%	1	14%	2	29%	0.5	43%	0	0%	1	14%	14%	3.5	0	0	0	0	0	0	0	0	0	0	0	0	0	0	0	0	0	0	0	0	7	2	1	0	1
n.1 11 SINKKONEN	12	17%	50%	2	17%	7	58%	1.8	75%	0	0%	1	8%	8%	2.0	0	0	0	0	0	0	0	0	0	0	0	0	0	0	0	0	0	0	0	12	7	2	0	1	
n.1 15 PORKKA	0	0%	0%	0	(---)	0	(---)	(---)	(---)	0	(---)	0	(---)	(---)	(---)	0	0	0	0	0	0	0	0	0	0	0	0	0	0	0	0	0	0	0	0	0	0	0	0	0
n.1 18 JAUHAINEN	0	0%	0%	0	(---)	0	(---)	(---)	(---)	0	(---)	0	(---)	(---)	(---)	0	0	0	0	0	0	0	0	0	0	0	0	0	0	0	0	0	0	0	0	0	0	0	0	
n.1 1 HAAPAKOSKI	0	0%	0%	0	(---)	0	(---)	(---)	(---)	0	(---)	0	(---)	(---)	(---)	0	0	0	0	0	0	0	0	0	0	0	0	0	0	0	0	0	0	0	0	0	0	0	0	
n.2 2 TERVAPORTTI	3	4%	33%	1	33%	1	33%	0.3	66%	0	0%	0	0%	0%	0.0	0	0	0	0	0	0	0	0	0	0	0	0	0	0	0	0	0	0	0	0	0	0	0	0	
ATTACCO PRIMA PALLA																																								
Ricezione (#) e (+)										Ricezione (#)					Ricezione (+)					Ricezione (!)					Ricezione (-)															
Nome	Tot.	Tot.%	(#)	(#)%	(/)%	(=)%	Err.%	Tot.	Tot.%	(#)	(#)%	(/)%	(=)%	Err.%	Tot.	Tot.%	(#)	(#)%	(/)%	(=)%	Err.%	Tot.	Tot.%	(#)	(#)%	(/)%	(=)%	Err.%	Tot.	Tot.%	(#)	(#)%	(/)%	(=)%	Err.%					
Finland 2017	46	100%	21	46%	2%	9%	11%	27	100%	11	41%	4%	7%	11%	19	100%	---	53%	0%	11%	11%	12	100%	7	58%	0%	17%	17%	12	100%	5	42%	0%	25%	25%					
Opposti										Ricezione (#)					Ricezione (+)					Ricezione (!)					Ricezione (-)															
n.1 13 ROPPONEN	10	22%	5	50%	0%	10%	10%	7	26%	2	29%	0%	14%	14%	3	16%	---	100%	0%	0%	0%	6	50%	4	67%	0%	17%	17%	5	42%	1	20%	0%	20%	20%					
n.0 0 0???	0	0%	0	---	---	---	---	0	0%	0	---	---	---	---	0	0%	0	---	---	---	---	0	0%	0	---	---	---	---	0	0%	0	---	---	---	---	---				
Martelli										Ricezione (#)					Ricezione (+)					Ricezione (!)					Ricezione (-)															
n.5 5 MAKINEN	1	2%	1	100%	0%	0%	0%	0	0%	0	---	---	---	---	1	5%	---	100%	0%	0%	0%	0	0%	0	---	---	---	---	0	0%	0	---	---	---	---	---				
n.7 7 KOUKI	4	9%	2	50%	0%	25%	25%	2	7%	1	50%	0%	0%	0%	2	11%	---	50%	0%	50%	50%	1	8%	0	0%	0%	0%	0%	1	8%	1	100%	0%	0%	0%					
n.8 8 KRSTINS	7	15%	4	57%	0%	0%	0%	3	11%	2	67%	0%	0%	0%	4	21%	---	50%	0%	0%	0%	3	25%	2	67%	0%	0%	0%	4	33%	2	50%	0%	25%	25%					
n.1 12 HELENIUS	3	7%	0	0%	33%	0%	33%	1	4%	0	0%	100%	0%	100%	2	11%	---	0%	0%	0%	0%	1	8%	0	0%	0%	100%	100%	2	17%	1	50%	0%	50%	50%					
n.0 0 0???	0	0%	0	---	---	---	---	0	0%	0	---	---	---	---	0	0%	---	---	---	---	---	0	0%	0	---	---	---	---	0	0%	0	---	---	---	---	---				
Centrali										Ricezione (#)					Ricezione (+)					Ricezione (!)					Ricezione (-)															
n.9 9 SIIRILA	7	15%	2	29%	0%	14%	14%	5	19%	2	40%	0%	0%	0%	2	11%	---	0%	0%	50%	50%	0	0%	0	---	---	---	---	0	0%	0	---	---	---	---	---				
n.1 11 SINKKONEN	11	24%	6	55%	0%	9%	9%	6	22%	3	50%	0%	17%	17%	5	26%	---	60%	0%	0%	0%	1	8%	1	100%	0%	0%	0%	0	0%	0	---	---	---	---	---				
n.1 15 PORKKA	0	0%	0	---	---	---	---	0	0%	0	---	---	---	---	0	0%	---	---	---	---	---	0	0%	0	---	---	---	---	0	0%	0	---	---	---	---	---				

Worksheet - 03 - Attacco prima palla

Alzatori		Ricezione (#) e (+)						Ricezione (#)						Ricezione (+)						Ricezione (!)						Ricezione (-)										
n.2	2 TERVAPORTTI	3	4%	1	33%	0%	0%	0%	3	4%	1	33%	0%	0%	0%	0	0%	---	---	---	---	---	0	0%	0	---	---	---	---	0	0%	0	---	---	---	---
n.1	1 HAAPAKOSKI	0	0%	0	---	---	---	---	0	0%	0	---	---	---	0	0%	---	---	---	---	---	0	0%	0	---	---	---	---	0	0%	0	---	---	---	---	

Worksheet - 04 - Tipo di attacco

Finland 2017	1	22	15	25	23	85	06/02/2017	2018 FIVB Volleyball World L.	Pool A2 - Group 2-
SLOVENIJA (2017)	3	25	25	22	25	97	19.00.00	Seoul(Korea)	M.

n.\$	Nome	UNO classica						C						DOPPIA C						SETTE classica						DUE												
		Tot.	(#)	(#)%	(/)%	(=)%	Eff.	Tot.	(#)	(#)%	(/)%	(=)%	Eff.	Tot.	(#)	(#)%	(/)%	(=)%	Eff.	Tot.	(#)	(#)%	(/)%	(=)%	Eff.	Tot.	(#)	(#)%	(/)%	(=)%	Eff.							
n.\$	Finland 2017	5	3	60%	0%	20%	40%	1	0	0%	0%	100	-100	0	0	(---)	(---)	(---)	(---)	0	0	(---)	(---)	(---)	(---)	0	0	(---)	(---)	(---)	(---)							
n.9	9 SIIRILA	3	2	67%	0%	33%	34%	0	0	(---)	(---)	(---)	(---)	0	0	(---)	(---)	(---)	(---)	0	0	0	(---)	(---)	(---)	0	0	(---)	(---)	(---)	(---)							
n.11	11 SINKKONEN	2	1	50%	0%	0%	50%	1	0	0%	0%	100	-100	0	0	((---	((---	((---	((---	0	0	0	((---	((---	((---	((---	0	0	(---	(---	(---	(---						
n.15	15 PORKKA	0	0	(---	(---	(---	50%	0	0	(---	(---	(---	-100	0	0	(---	(---	(---	(---	0	0	(---	(---	(---	(---	0	0	(---	(---	(---	(---							
n.18	18 JAUHIAINEN	0	0	(---	(---	(---	(---	0	0	(---	(---	(---	(---	0	0	(---	(---	(---	(---	0	0	0	(---	(---	(---	(---	0	0	(---	(---	(---	(---						
n.\$	Nome	UNO centro rete						SETTE centro rete						DUE centro rete																								
		Tot.	(#)	(#)%	(/)%	(=)%	Eff.	Tot.	(#)	(#)%	(/)%	(=)%	Eff.	Tot.	(#)	(#)%	(/)%	(=)%	Eff.	Tot.	(#)	(#)%	(/)%	(=)%	Eff.	Tot.	(#)	(#)%	(/)%	(=)%	Eff.							
n.\$	Finland 2017	10	5	50%	0%	0%	50%							1	0	0%	0%	0%	0%							0	0	(---	(---	(---	(---							
n.9	9 SIIRILA	5	2	40%	0%	0%	40%							0	0	0	(---	(---	(---	(---						0	0	(---	(---	(---	(---							
n.11	11 SINKKONEN	5	3	60%	0%	0%	60%							1	0	0%	0%	0%	0%						0	0	(---	(---	(---	(---								
n.15	15 PORKKA	0	0	(---	(---	(---	(---							0	0	0	(---	(---	(---	(---						0	0	(---	(---	(---	(---							
n.18	18 JAUHIAINEN	0	0	(---	(---	(---	(---							0	0	0	(---	(---	(---	(---						0	0	(---	(---	(---	(---							
n.\$	Nome	VICINO verso 4						LONTANO verso 4						DUE verso 4						VICINO verso 2						LONTANO verso 2						DUE verso 2						
		Tot.	(#)	(#)%	(/)%	(=)%	Eff.	Tot.	(#)	(#)%	(/)%	(=)%	Eff.	Tot.	(#)	(#)%	(/)%	(=)%	Eff.	Tot.	(#)	(#)%	(/)%	(=)%	Eff.	Tot.	(#)	(#)%	(/)%	(=)%	Eff.	Tot.	(#)	(#)%	(/)%	(=)%	Eff.	
n.\$	Finland 2017	1	0	0%	0%	0%	0%	0	0	(---	(---	(---	(---	0	0	(---	(---	(---	(---	2	2	100	0%	0%	100	1	1	100	0%	0%	100	0	0	(---	(---	(---	(---	
n.9	9 SIIRILA	1	0	0%	0%	0%	0%	0	0	(---	(---	(---	(---	0	0	(---	(---	(---	(---	0	0	0	(---	(---	(---	(---	0	0	(---	(---	(---	(---	0	0	(---	(---	(---	(---
n.11	11 SINKKONEN	0	0	(---	(---	(---	(---	0	0	(---	(---	(---	(---	0	0	(---	(---	(---	(---	2	2	100	0%	0%	100	1	1	100	0%	0%	100	0	0	(---	(---	(---	(---	
n.15	15 PORKKA	0	0	(---	(---	(---	(---	0	0	(---	(---	(---	(---	0	0	(---	(---	(---	(---	0	0	0	(---	(---	(---	(---	0	0	(---	(---	(---	(---	0	0	(---	(---	(---	(---
n.18	18 JAUHIAINEN	0	0	(---	(---	(---	(---	0	0	(---	(---	(---	(---	0	0	(---	(---	(---	(---	0	0	0	(---	(---	(---	(---	0	0	(---	(---	(---	(---	0	0	(---	(---	(---	(---
n.\$	Nome	QUICK da 4						QUICK da 2						QUICK da 1						PIPE/SCHEMI						PALLA ALTA												
		Tot.	(#)	(#)%	(/)%	(=)%	Eff.	Tot.	(#)	(#)%	(/)%	(=)%	Eff.	Tot.	(#)	(#)%	(/)%	(=)%	Eff.	Tot.	(#)	(#)%	(/)%	(=)%	Eff.	Tot.	(#)	(#)%	(/)%	(=)%	Eff.	Tot.	(#)	(#)%	(/)%	(=)%	Eff.	
n.\$	Finland 2017	25	10	40%	8%	4%	28%	18	10	56%	0%	0%	56%	15	8	53%	7%	20%	26%	4	1	25%	0%	75%	-50%	31	5	16%	10%	13%	-7%							
n.5	5 MAKINEN	0	0	(---	(---	(---	(---	1	1	100	0%	0%	100	0	0	(---	(---	(---	(---	0	0	(---	(---	(---	(---	0	0	(---	(---	(---	(---							
n.7	7 KOUKI	4	2	50%	0%	0%	50%	1	1	100	0%	0%	100	0	0	(---	(---	(---	(---	2	0	0%	0%	100	-100	1	0	0%	0%	100	-100							
n.8	8 KRSTINS	14	8	57%	0%	0%	57%	0	0	(---	(---	(---	(---	0	0	(---	(---	(---	(---	1	1	100	0%	0%	100	11	2	18%	0%	9%	9%							
n.12	12 HELENIUS	4	0	0%	50%	25%	-75%	1	0	0%	0%	0%	0%	0	0	(---	(---	(---	(---	1	0	0%	0%	100	-100	6	1	17%	0%	17%	0%							
n.13	13 ROPPONEN	3	0	0%	0%	0%	0%	15	8	53%	0%	0%	53%	15	8	53%	7%	20%	26%	0	0	((---	((---	((---	((---	13	2	15%	23%	8%	-16%							
n.00	0 0???	0	0	(---	(---	(---	(---	0	0	(---	(---	(---	(---	0	0	(---	(---	(---	(---	0	0	(---	(---	(---	(---	0	0	(---	(---	(---	(---							
n.00	0 0???	0	0	(---	(---	(---	(---	0	0	(---	(---	(---	(---	0	0	(---	(---	(---	(---	0	0	(---	(---	(---	(---	0	0	(---	(---	(---	(---							

Worksheet - 06 - Utilizzo attaccanti in CP per punteggio

Finland 2017	1	22	15	25	23		85	06/02/2017	2018 FIVB Volleyball World L.	Pool A2 - Group 2-
SLOVENIJA (2017)	3	25	25	22	25		97	19.00.00	Seoul(Korea)	M.

Alzatore 10		-4 o peggio					-2 o -3					-1, paritf o +1					+2 o +3					+4 o meglio					-1, paritf o +1 da 24 in poi									
TOTALE																																				
Nome	Att.	Distr.	Diff.	Di	(#)%	Err.%	Att.	Distr.	Diff.	Di	(#)%	Err.%	Att.	Distr.	Diff.	Di	(#)%	Err.%	Att.	Distr.	Diff.	Di	(#)%	Err.%	Att.	Distr.	Diff.	Di	(#)%	Err.%						
Finland 2017	7	100%	0%	57%	29%		19	100%	0%	58%	11%		28	100%	0%	46%	11%		10	100%	0%	40%	20%		0	---	---	---	---		0	---	---	---	---	
n.5 5 MAKINEN	0	0%	0%	---	---		0	0%	-1%	---	---		0	0%	-1%	---	---		0	0%	-1%	---	---		0	---	---	---	---		0	---	---	---	---	
n.7 7 KOUKI	1	14%	14%	0%	0%		3	16%	7%	67%	33%		2	7%	-1%	50%	0%		0	0%	-9%	---	---		0	---	---	---	---		0	---	---	---	---	
n.8 8 KRSTINS	2	29%	24%	50%	50%		3	16%	-4%	100%	0%		4	14%	-6%	50%	0%		3	30%	10%	67%	0%		0	---	---	---	---		0	---	---	---	---	
n.12 12 HELENIUS	0	0%	-4%	---	---		1	5%	1%	0%	0%		2	7%	3%	0%	0%		2	20%	16%	50%	---		0	---	---	---	---		0	---	---	---	---	
n.13 13 ROPPONEN	3	43%	13%	67%	33%		5	26%	-4%	60%	0%		9	32%	2%	56%	11%		3	30%	0%	0%	33%		0	---	---	---	---		0	---	---	---	---	
n.9 9 SIIRILA	0	0%	-10%	---	---		4	21%	11%	25%	25%		3	11%	1%	33%	0%		0	0%	-10%	---	---		0	---	---	---	---		0	---	---	---	---	
n.11 11 SINKKONEN	1	14%	-3%	100%	0%		2	11%	-7%	100%	0%		6	21%	4%	50%	17%		2	20%	3%	50%	0%		0	---	---	---	---		0	---	---	---	---	
n.15 15 PORKKA	0	0%	0%	---	---		0	0%	0%	---	---		0	0%	0%	---	---		0	0%	0%	---	---		0	---	---	---	---		0	---	---	---	---	
n.18 18 JAUHAINEN	0	0%	-4%	---	---		0	0%	0%	---	---		0	0%	0%	---	---		0	0%	0%	---	---		0	---	---	---	---		0	---	---	---	---	
n.1 1 HAAPAKOSKI	0	---	---	---	---		0	---	---	---	---		0	---	---	---	---		0	---	---	---	---		0	---	---	---	---		0	---	---	---	---	
n.2 2 TERVAPORTTI	0	0%	-4%	---	---		1	5%	1%	0%	0%		2	7%	3%	50%	0%		0	0%	-4%	---	---		0	---	---	---	---		0	---	---	---	---	
n.00 0 0???	0	0%	-4%	---	---		0	0%	0%	---	---		0	0%	0%	---	---		0	0%	0%	---	---		0	---	---	---	---		0	---	---	---	---	
RICEZIONE # +																																				
Nome	Att.	Distr.	Diff.	Di	(#)%	Err.%	Att.	Distr.	Diff.	Di	(#)%	Err.%	Att.	Distr.	Diff.	Di	(#)%	Err.%	Att.	Distr.	Diff.	Di	(#)%	Err.%	Att.	Distr.	Diff.	Di	(#)%	Err.%						
Finland 2017	2	100%	0%	100%	0%		16	100%	0%	56%	12%		20	100%	0%	35%	10%		6	100%	0%	33%	17%		0	---	---	---	---		0	---	---	---	---	
n.5 5 MAKINEN	0	0%	0%	---	---		0	0%	-1%	---	---		0	0%	-1%	---	---		0	0%	-1%	---	---		0	---	---	---	---		0	---	---	---	---	
n.7 7 KOUKI	0	0%	-9%	---	---		2	12%	4%	50%	0%		2	10%	1%	50%	0%		0	0%	-9%	---	---		0	---	---	---	---		0	---	---	---	---	
n.8 8 KRSTINS	0	0%	-20%	---	---		3	19%	-1%	100%	0%		2	10%	-10%	---	---		2	33%	13%	50%	---		0	---	---	---	---		0	---	---	---	---	
n.12 12 HELENIUS	0	0%	-9%	---	---		1	6%	-2%	---	---		2	10%	1%	0%	50%		0	0%	-9%	---	---		0	---	---	---	---		0	---	---	---	---	
n.13 13 ROPPONEN	1	50%	20%	---	---		3	19%	-11%	67%	0%		4	20%	-10%	50%	0%		2	33%	3%	---	---		0	---	---	---	---		0	---	---	---	---	
n.9 9 SIIRILA	0	0%	-10%	---	---		4	25%	15%	25%	25%		3	15%	5%	---	---		0	0%	-10%	---	---		0	---	---	---	---		0	---	---	---	---	
n.11 11 SINKKONEN	1	50%	33%	---	---		2	12%	-5%	---	---		5	25%	8%	40%	20%		2	33%	16%	---	---		0	---	---	---	---		0	---	---	---	---	
n.15 15 PORKKA	0	0%	0%	---	---		0	0%	0%	---	---		0	0%	0%	---	---		0	0%	0%	---	---		0	---	---	---	---		0	---	---	---	---	
n.18 18 JAUHAINEN	0	0%	0%	---	---		0	0%	0%	---	---		0	0%	0%	---	---		0	0%	0%	---	---		0	---	---	---	---		0	---	---	---	---	
n.1 1 HAAPAKOSKI	0	---	---	---	---		0	---	---	---	---		0	---	---	---	---		0	---	---	---	---		0	---	---	---	---		0	---	---	---	---	
n.2 2 TERVAPORTTI	0	0%	-4%	---	---		1	6%	2%	---	---		2	10%	6%	---	---		0	0%	-4%	---	---		0	---	---	---	---		0	---	---	---	---	
n.00 0 0???	0	0%	0%	---	---		0	0%	0%	---	---		0	0%	0%	---	---		0	0%	0%	---	---		0	---	---	---	---		0	---	---	---	---	
RICEZIONE !																																				
Nome	Att.	Distr.	Diff.	Di	(#)%	Err.%	Att.	Distr.	Diff.	Di	(#)%	Err.%	Att.	Distr.	Diff.	Di	(#)%	Err.%	Att.	Distr.	Diff.	Di	(#)%	Err.%	Att.	Distr.	Diff.	Di	(#)%	Err.%						
Finland 2017	2	100%	0%	50%	0%		1	100%	0%	100%	0%		6	100%	0%	83%	17%		2	100%	0%	0%	50%		0	---	---	---	---		0	---	---	---	---	
n.5 5 MAKINEN	0	0%	-1%	---	---		0	0%	-1%	---	---		0	0%	-1%	---	---		0	0%	-1%	---	---		0	---	---	---	---		0	---	---	---	---	
n.7 7 KOUKI	1	50%	41%	0%	0%		0	0%	-9%	---	---		0	0%	-9%	---	---		0	0%	-9%	---	---		0	---	---	---	---		0	---	---	---	---	
n.8 8 KRSTINS	1	50%	30%	100%	0%		0	0%	-20%	---	---		1	17%	-3%	100%	0%		0	0%	-20%	---	---		0	---	---	---	---		0	---	---	---	---	
n.12 12 HELENIUS	0	0%	-9%	---	---		0	0%	-9%	---	---		0	0%	-9%	---	---		1	50%	41%	0%	100%		0	---	---	---	---		0	---	---	---	---	

Worksheet - 06 - Utilizzo attaccanti in CP per punteggio

n.13	1 HAAPAKOSKI	0	0%	0%	----	----	0	0%	0%	----	----	0	0%	0%	----	----	0	0%	0%	----	----	0	----	----	----	----	0	----	----	----	----
n.9	9 SIIRILA	0	0%	-10%	----	----	0	0%	-10%	----	----	0	0%	-10%	----	----	0	0%	-10%	----	----	0	----	----	----	----	0	----	----	----	----
n.11	11 SINKKONEN	0	0%	-17%	----	----	0	0%	-17%	----	----	1	17%	0%	100%	0%	0	0%	-17%	----	----	0	----	----	----	----	0	----	----	----	----
n.15	15 PORKKA	0	0%	0%	----	----	0	0%	0%	----	----	0	0%	0%	----	----	0	0%	0%	----	----	0	----	----	----	----	0	----	----	----	----
n.18	18 JAUHAINEN	0	0%	0%	----	----	0	0%	0%	----	----	0	0%	0%	----	----	0	0%	0%	----	----	0	----	----	----	----	0	----	----	----	----
n.1	1 HAAPAKOSKI	0	----	----	----	----	0	----	----	----	----	0	----	----	----	----	0	----	----	----	----	0	----	----	----	----	0	----	----	----	----
n.2	2 TERVAPORTTI	0	0%	-4%	----	----	0	0%	-4%	----	----	0	0%	-4%	----	----	0	0%	-4%	----	----	0	----	----	----	----	0	----	----	----	----
n.00	00???	0	0%	0%	----	----	0	0%	0%	----	----	0	0%	0%	----	----	0	0%	0%	----	----	0	----	----	----	----	0	----	----	----	----

RICEZIONE -

Nome	Att.	Distr.	Diff.	Di (%)	Err.%	Att.	Distr.	Diff.	Di (%)	Err.%	Att.	Distr.	Diff.	Di (%)	Err.%	Att.	Distr.	Diff.	Di (%)	Err.%	Att.	Distr.	Diff.	Di (%)	Err.%	Att.	Distr.	Diff.	Di (%)	Err.%	
Finland 2017	3	100%	0%	33%	67%	2	100%	0%	50%	0%	2	100%	0%	50%	0%	2	100%	0%	100%	0%	0	----	----	----	----	0	----	----	----	----	
n.5	5 MAKINEN	0	----	----	----	----	0	----	----	----	0	----	----	----	----	0	----	----	----	----	0	----	----	----	----	0	----	----	----	----	
n.7	7 KOUKI	0	0%	-9%	----	----	1	50%	41%	100%	0%	0	0%	-9%	----	----	0	0%	-9%	----	----	0	----	----	----	----	0	----	----	----	----
n.8	8 KRASTINS	1	33%	13%	0%	100%	0	0%	-20%	----	----	1	50%	30%	100%	0%	1	50%	30%	100%	0%	0	----	----	----	----	0	----	----	----	----
n.12	12 HELENIUS	0	0%	-9%	----	----	0	0%	-9%	----	----	0	0%	-9%	----	----	1	50%	41%	100%	0%	0	----	----	----	----	0	----	----	----	----
n.13	13 ROPPONEN	2	67%	37%	50%	50%	1	50%	20%	0%	0%	1	50%	20%	0%	0%	0	0%	-30%	----	----	0	----	----	----	----	0	----	----	----	----
n.9	9 SIIRILA	0	0%	-10%	----	----	0	0%	-10%	----	----	0	0%	-10%	----	----	0	0%	-10%	----	----	0	----	----	----	----	0	----	----	----	----
n.11	11 SINKKONEN	0	0%	-17%	----	----	0	0%	-17%	----	----	0	0%	-17%	----	----	0	0%	-17%	----	----	0	----	----	----	----	0	----	----	----	----
n.15	15 PORKKA	0	0%	0%	----	----	0	0%	0%	----	----	0	0%	0%	----	----	0	0%	0%	----	----	0	----	----	----	----	0	----	----	----	----
n.18	18 JAUHAINEN	0	0%	0%	----	----	0	0%	0%	----	----	0	0%	0%	----	----	0	0%	0%	----	----	0	----	----	----	----	0	----	----	----	----
n.1	1 HAAPAKOSKI	0	----	----	----	----	0	----	----	----	----	0	----	----	----	----	0	----	----	----	----	0	----	----	----	----	0	----	----	----	----
n.2	2 TERVAPORTTI	0	0%	-4%	----	----	0	0%	-4%	----	----	0	0%	-4%	----	----	0	0%	-4%	----	----	0	----	----	----	----	0	----	----	----	----
n.00	00???	0	0%	0%	----	----	0	0%	0%	----	----	0	0%	0%	----	----	0	0%	0%	----	----	0	----	----	----	----	0	----	----	----	----

Worksheet - 08 - Muro per tipo di attacco e base

Finland 2017	1	22	15	25	23			85	06/02/2017	2018 FIVB Volleyball World L.	Pool A2 - Group 2-M.
SLOVENIJA (2017)	3	25	25	22	25			97	19.00.00	Seoul(Korea)	

MURO per tipo di attacco

Tipo di attacco	Tutte le uscite							FRONT							CENTER							BACK																					
	Att.	Muri	(#)	(+)	(!)	(-)	(=)	Att.	Muri	(#)	(+)	(!)	(-)	(=)	Att.	Muri	(#)	(+)	(!)	(-)	(=)	Att.	Muri	(#)	(+)	(!)	(-)	(=)															
Alta	28	13	14%	11%	4%	0%	18%																																				
Pipe/Schema	5	1	20%	0%	0%	0%	0%	K1 KH	30	17	7%	10%	7%	0%	33%	8	6	0%	12%	0%	0%	62%	12	5	8%	0%	8%	0%	25%	7	5	0%	29%	14%	0%	29%	3	1	33%	0%	0%	0%	0%
Primo tempo	19	8	11%	5%	11%	0%	16%	K2 KW	5	3	60%	0%	0%	0%	0%	1	1	100%	0%	0%	0%	0%	1	1	100%	0%	0%	0%	0%	3	1	33%	0%	0%	0%	0%	0	0	---	---	---	---	---
Quick	61	29	7%	11%	7%	0%	23%	K7 KX	4	1	25%	0%	0%	0%	0%	2	1	50%	0%	0%	0%	0%	1	0	0%	0%	0%	0%	0%	1	0	0%	0%	0%	0%	0%	0	0	---	---	---	---	---
Altro	10	6	0%	10%	30%	10%	10%	Tot.	39	21	15%	8%	5%	0%	26%	11	8	18%	9%	0%	0%	45%	14	6	14%	0%	7%	0%	21%	11	6	9%	18%	9%	0%	18%	3	1	33%	0%	0%	0%	0%
Totale	123	57	9%	10%	8%	1%	19%																																				

DETTAGLIO MURO su palla QUICK

	Tutte le uscite							FRONT							CENTER							BACK																					
	Att.	Muri	(#)	(+)	(!)	(-)	(=)	Att.	Muri	(#)	(+)	(!)	(-)	(=)	Att.	Muri	(#)	(+)	(!)	(-)	(=)	Att.	Muri	(#)	(+)	(!)	(-)	(=)															
---- X5	35	20	6%	14%	6%	0%	31%	KM	5	3	0%	20%	20%	0%	20%	2	1	0%	0%	0%	0%	50%	0	0	---	---	---	---	---	2	1	0%	0%	50%	0%	0%	0	0	---	---	---	---	---
---- X6	20	6	5%	10%	5%	0%	10%	KC	2	1	0%	0%	0%	0%	50%	0	0	---	---	---	---	---	0	0	---	---	---	---	---	2	1	0%	0%	0%	0%	50%	0	0	---	---	---	---	---
---- X8	6	3	17%	0%	17%	0%	17%	KA	0	0	---	---	---	---	---	0	0	---	---	---	---	---	0	0	---	---	---	---	---	0	0	---	---	---	---	---							
Totale	61	29	7%	11%	7%	0%	23%	Tot.	7	4	0%	14%	14%	0%	29%	2	1	0%	0%	0%	0%	50%	0	0	---	---	---	---	---	4	2	0%	0%	25%	0%	25%	0	0	---	---	---	---	---

MURO per qualità della ricezione

Ricezione	Tutte le uscite							FRONT							CENTER							BACK																					
	Att.	Muri	(#)	(+)	(!)	(-)	(=)	Att.	Muri	(#)	(+)	(!)	(-)	(=)	Att.	Muri	(#)	(+)	(!)	(-)	(=)	Att.	Muri	(#)	(+)	(!)	(-)	(=)															
Rice #	24	15	12%	12%	8%	0%	29%	Base																																			
Rice +	12	6	25%	0%	0%	0%	25%	KP	3	0	0%	0%	0%	0%	0%	0	0	---	---	---	---	---	0	0	---	---	---	---	---	3	0	0%	0%	0%	0%	0%	0	0	---	---	---	---	---
Rice !	15	4	0%	0%	7%	0%	20%	KS	1	0	0%	0%	0%	0%	0%	0	0	---	---	---	---	---	1	0	0%	0%	0%	0%	0%	0	0	---	---	---	---	---							
Rice -	14	7	0%	29%	14%	0%	7%	KQ	1	0	0%	0%	0%	0%	0%	0	0	---	---	---	---	---	0	0	---	---	---	---	---	1	0	0%	0%	0%	0%	0%	0	0	---	---	---	---	---
Totale	65	32	9%	11%	8%	0%	22%	Tot.	2	0	0%	0%	0%	0%	0%	0	0	---	---	---	---	---	1	0	0%	0%	0%	0%	0%	1	0	0%	0%	0%	0%	0%	0	0	---	---	---	---	---

DETTAGLIO MURO su ricezione -

Ricezione	Att.	Muri	(#)	(+)	(!)	(-)	(=)
---- Rice - (no alta)	7	5	0%	43%	14%	0%	14%
---- Rice - alta)	7	2	0%	14%	14%	0%	0%
Totale	14	7	0%	29%	14%	0%	7%

Worksheet - 09 - Attacco totale e Contrattacco

Finland 2017	1	22	15	25	23		85	06/02/2017	2018 FIVB Volleyball World L.	Pool A2 - Group 2-
SLOVENIJA (2017)	3	25	25	22	25		97	19.00.00	Seoul(Korea)	M.

ATTACCO TOTALE																																																																												
Nome	Tot.	Tot.%	Eff.%	(+)	(+)%	(#)	(#)%	(#)/S	pos.%	(/)	(/)%	(=)	(=)%	Err.%	Err./S																																																													
Quick	58	47%	36%	3	5%	28	48%	7.0	53%	3	5%	4	7%	12%	1.8																																																													
Alta	31	25%	-6%	0	0%	5	16%	1.3	16%	3	10%	4	13%	23%	1.8																																																													
Pipe/Schema	4	3%	-50%	0	0%	1	25%	0.3	25%	0	0%	3	75%	75%	0.8																																																													
Primo tempo	21	17%	43%	3	14%	11	52%	2.8	67%	0	0%	2	10%	10%	0.5																																																													
Totale	123	X	24%	7	6%	49	40%	12.3	---	7	6%	13	11%	16%	5.0																																																													
<table border="1"> <thead> <tr> <th colspan="5">Quick</th> <th colspan="5">Alta</th> <th colspan="5">Pipe/Schema</th> <th colspan="5">Primo tempo</th> </tr> <tr> <th>Tot.</th><th>#</th><th>+</th><th>/</th><th>=</th> <th>Tot.</th><th>#</th><th>+</th><th>/</th><th>=</th> <th>Tot.</th><th>#</th><th>+</th><th>/</th><th>=</th> <th>Tot.</th><th>#</th><th>+</th><th>/</th><th>=</th> </tr> </thead> <tbody> <tr> <td>1</td><td>1</td><td>0</td><td>0</td><td>0</td> <td>0</td><td>0</td><td>0</td><td>0</td><td>0</td> <td>0</td><td>0</td><td>0</td><td>0</td><td>0</td> <td>0</td><td>0</td><td>0</td><td>0</td><td>0</td> </tr> </tbody> </table>																	Quick					Alta					Pipe/Schema					Primo tempo					Tot.	#	+	/	=	Tot.	#	+	/	=	Tot.	#	+	/	=	Tot.	#	+	/	=	1	1	0	0	0	0	0	0	0	0	0	0	0	0	0	0	0	0	0	0
Quick					Alta					Pipe/Schema					Primo tempo																																																													
Tot.	#	+	/	=	Tot.	#	+	/	=	Tot.	#	+	/	=	Tot.	#	+	/	=																																																									
1	1	0	0	0	0	0	0	0	0	0	0	0	0	0	0	0	0	0	0																																																									
n.5 5 MAKINEN	1	1%	100%	0	0%	1	100%	0.5	100%	0	0%	0	0%	0%	0.0	1 1 0 0 0																																																												
n.7 7 KOUKI	8	6%	0%	0	0%	3	38%	1.5	38%	0	0%	3	38%	38%	19.0	5 3 0 0 0																																																												
n.8 8 KRSTINS	26	21%	38%	2	8%	11	42%	2.8	50%	0	0%	1	4%	4%	1.0	14 8 2 0 0																																																												
n.1 12 HELENIUS	12	10%	-33%	0	0%	1	8%	0.3	8%	2	17%	3	25%	42%	14.0	5 0 0 2 1																																																												
n.1 13 ROPPONEN	46	37%	22%	1	2%	18	39%	4.5	41%	4	9%	4	9%	18%	4.5	33 16 1 1 3																																																												
n.9 9 SIIRILA	12	10%	25%	1	8%	5	42%	1.3	50%	1	8%	1	8%	16%	4.0	0 0 0 0 0																																																												
n.1 11 SINKKONEN	13	11%	54%	2	15%	8	62%	2.0	77%	0	0%	1	8%	8%	2.0	0 0 0 0 0																																																												
n.1 15 PORKKA	0	0%	0%	0	((---	0	((---	---	---	0	((---	0	((---	((---	---	0 0 0 0 0																																																												
n.1 18 JAUHIAINEN	0	0%	0%	0	((---	0	((---	---	---	0	((---	0	((---	((---	---	0 0 0 0 0																																																												
n.1 1 HAAPAKOSKI	0	0%	0%	0	((---	0	((---	---	---	0	((---	0	((---	((---	---	0 0 0 0 0																																																												
n.2 2 TERVAPORTTI	5	4%	40%	1	20%	2	40%	0.5	60%	0	0%	0	0%	0%	0.0	0 0 0 0 0																																																												
n.0 0 0???	0	0%	0%	0	((---	0	((---	---	---	0	((---	0	((---	((---	---	0 0 0 0 0																																																												

CONTRATTACCO																																																																												
Nome	Tot.	Tot.%	Eff.%	(+)	(+)%	(#)	(#)%	(#)/S	pos.%	(/)	(/)%	(=)	(=)%	Err.%	Err./S																																																													
Quick	20	38%	25%	0	0%	8	40%	2.0	40%	2	10%	1	5%	15%	0.8																																																													
Alta	24	45%	-8%	0	0%	3	12%	0.8	12%	3	12%	2	8%	21%	1.3																																																													
Pipe/Schema	1	2%	-100%	0	0%	0	0%	0.0	0%	0	0%	1	100%	100%	0.3																																																													
Primo tempo	2	4%	100%	0	0%	2	100%	0.5	100%	0	0%	0	0%	0%	0.0																																																													
Totale	53	X	11%	0	0%	16	30%	4.0	---	6	11%	4	8%	19%	2.5																																																													
<table border="1"> <thead> <tr> <th colspan="5">Quick</th> <th colspan="5">Alta</th> <th colspan="5">Pipe/Schema</th> <th colspan="5">Primo tempo</th> </tr> <tr> <th>Tot.</th><th>#</th><th>+</th><th>/</th><th>=</th> <th>Tot.</th><th>#</th><th>+</th><th>/</th><th>=</th> <th>Tot.</th><th>#</th><th>+</th><th>/</th><th>=</th> <th>Tot.</th><th>#</th><th>+</th><th>/</th><th>=</th> </tr> </thead> <tbody> <tr> <td>0</td><td>0</td><td>0</td><td>0</td><td>0</td> <td>0</td><td>0</td><td>0</td><td>0</td><td>0</td> <td>0</td><td>0</td><td>0</td><td>0</td><td>0</td> <td>0</td><td>0</td><td>0</td><td>0</td><td>0</td> </tr> </tbody> </table>																	Quick					Alta					Pipe/Schema					Primo tempo					Tot.	#	+	/	=	Tot.	#	+	/	=	Tot.	#	+	/	=	Tot.	#	+	/	=	0	0	0	0	0	0	0	0	0	0	0	0	0	0	0	0	0	0	0	0
Quick					Alta					Pipe/Schema					Primo tempo																																																													
Tot.	#	+	/	=	Tot.	#	+	/	=	Tot.	#	+	/	=	Tot.	#	+	/	=																																																									
0	0	0	0	0	0	0	0	0	0	0	0	0	0	0	0	0	0	0	0																																																									
n.5 5 MAKINEN	0	0%	0%	0	((---	0	((---	0.0	---	0	((---	0	((---	((---	---	0 0 0 0 0																																																												
n.7 7 KOUKI	2	17%	-100%	0	0%	0	0%	0.0	0%	0	0%	2	100%	100%	50.0	0 0 0 0 0																																																												
n.8 8 KRSTINS	12	19%	25%	0	0%	3	25%	0.8	25%	0	0%	0	0%	0%	0.0	4 2 0 0 0																																																												
n.1 12 HELENIUS	6	6%	-33%	0	0%	0	0%	0.0	0%	1	17%	1	17%	34%	11.3	2 0 0 1 1																																																												
n.1 13 ROPPONEN	25	17%	12%	0	0%	8	32%	2.0	32%	4	16%	1	4%	20%	5.0	14 6 0 1 0																																																												
n.9 9 SIIRILA	5	8%	40%	0	0%	3	60%	0.8	60%	1	20%	0	0%	20%	5.0	0 0 0 0 0																																																												
n.1 11 SINKKONEN	1	15%	100%	0	0%	1	100%	0.3	100%	0	0%	0	0%	0%	0.0	0 0 0 0 0																																																												
n.1 15 PORKKA	0	0%	0%	0	((---	0	((---	---	---	0	((---	0	((---	((---	---	0 0 0 0 0																																																												
n.1 18 JAUHIAINEN	0	0%	0%	0	((---	0	((---	---	---	0	((---	0	((---	((---	---	0 0 0 0 0																																																												

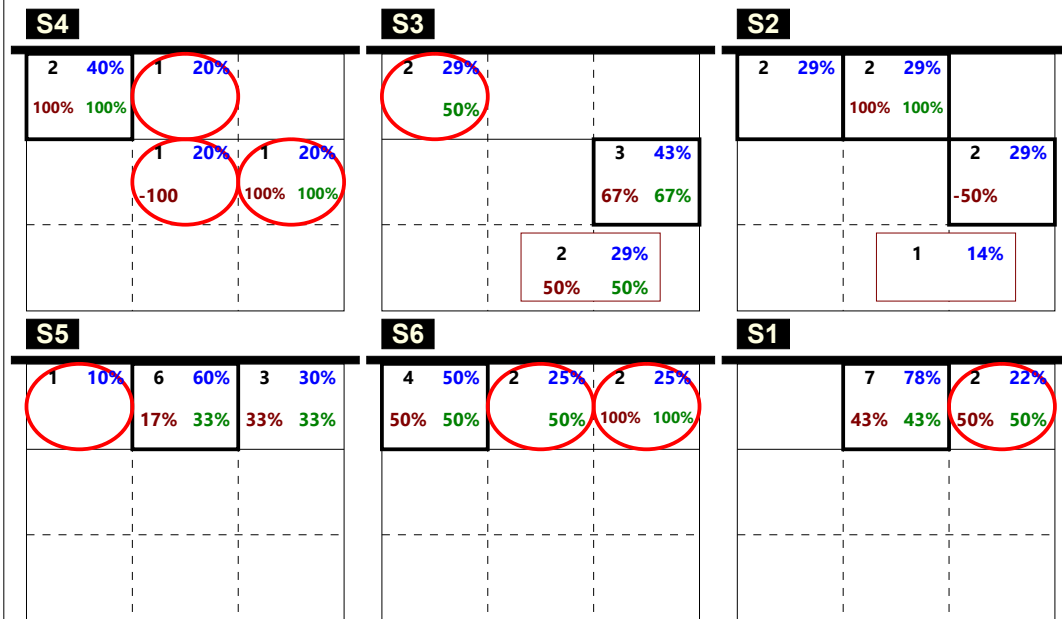
Worksheet - 09 - Attacco totale e Contrattacco

n.2	2	28%	50%	0	0%	1	50%	0.3	50%	0	0%	0	0%	0%	0.0	0	0	0	0	0	0	0	0	0	0	0	0	0	0	0	0	0	0	0	0	0	0	0	0	
n.0	0	0%	0%	0	(---	0	(---	---	---	0	(---	0	(---	(---	(---	0	0	0	0	0	0	0	0	0	0	0	0	0	0	0	0	0	0	0	0	0	0	0	0	0

Print Composition - P12 - 10 - Distribuzione 1

Finland 2017 SLOVENIJA (2017)	1 3	22 25	15 25	25 22	23 25	85 97	06/02/2017 19.00.00	2018 FIVB Volleyball World L. Seoul(Korea)	Pool A2 - Group 2-M.
----------------------------------	--------	----------	----------	----------	----------	----------	------------------------	---	----------------------

Zone Chart analysis

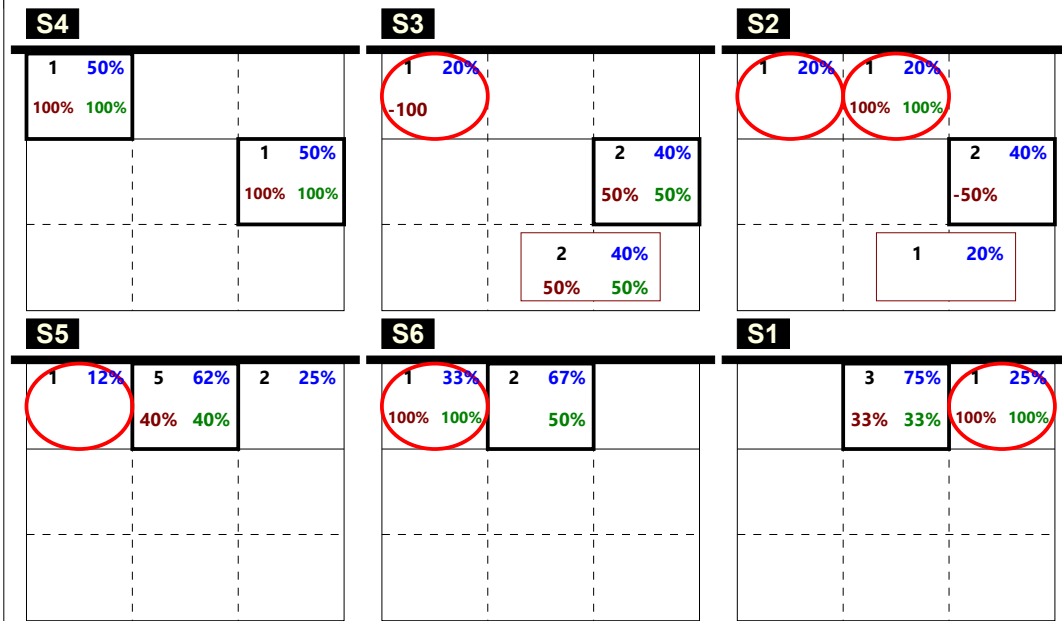


11 24%	18 39%	7 15%
36% 45%	33% 44%	57% 57%
1 2%	6 13%	
-100%	33% 50%	
	3 7%	
	33% 33%	

Total events Total events %
 Efficiency % Events # in %

DISTRIBUZIONE RICEZIONE #,+

Zone Chart analysis

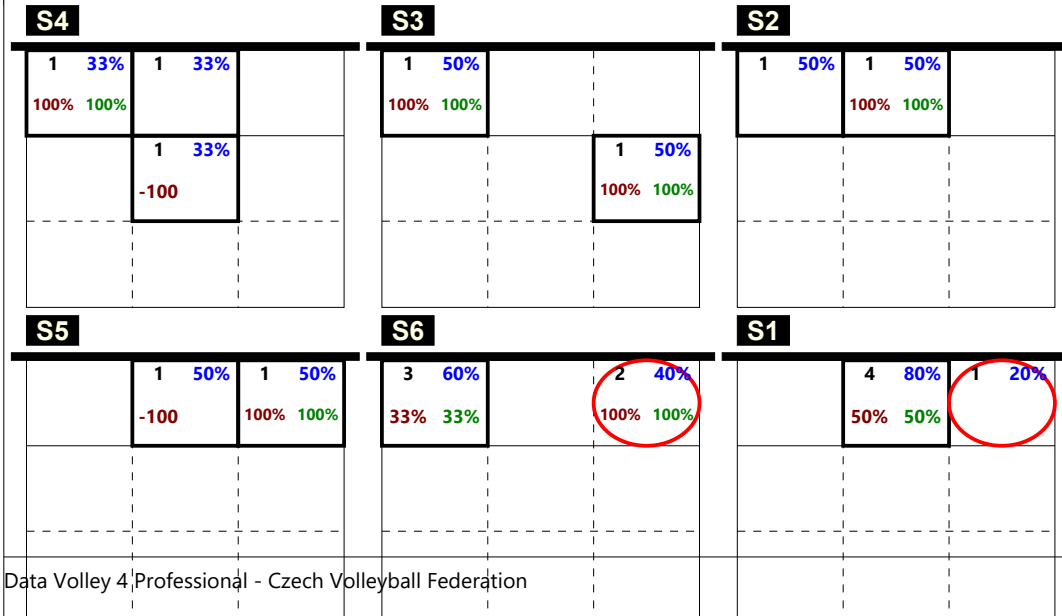


5 19%	11 41%	3 11%
20% 40%	36% 45%	33% 33%
	5 19%	
	20% 40%	
	3 11%	
	33% 33%	

Total events Total events %
 Efficiency % Events # in %

DISTRIBUZIONE RICEZIONE #

Zone Chart analysis



6 32%	7 37%	4 21%
50% 50%	29% 43%	75% 75%
1 5%	1 5%	
-100%	100% 100%	

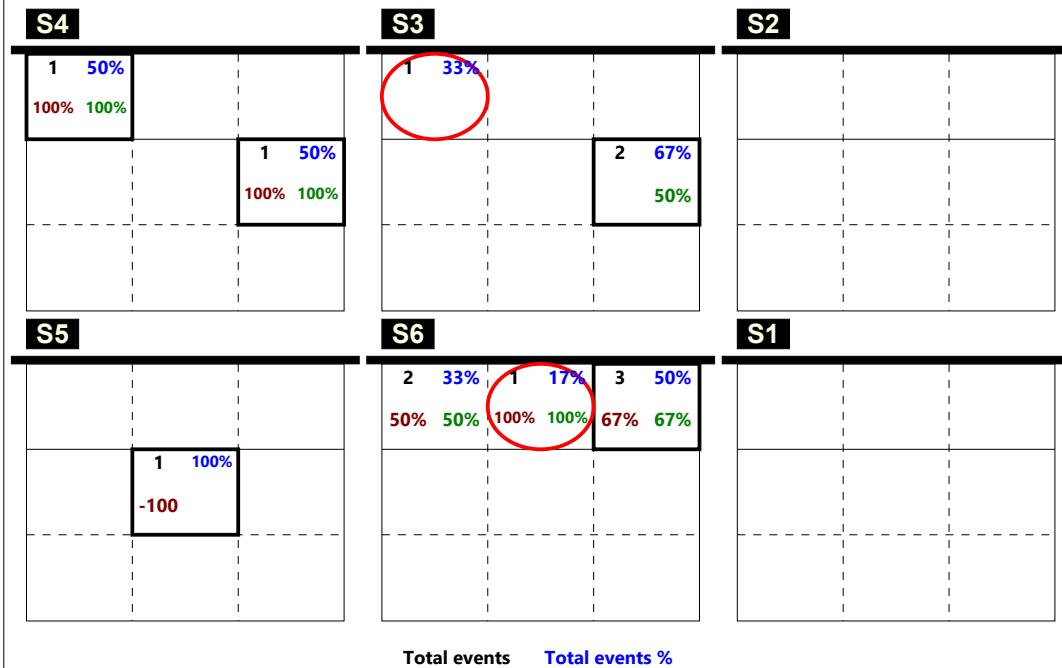
Total events Total events %
 Efficiency % Events # in %

DISTRIBUZIONE R +

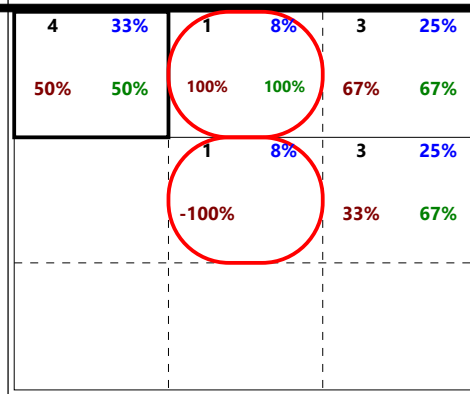
Print Composition - _P12 - 11 - Distribuzione 2

Finland 2017	1	22	15	25	23	85	06/02/2017	2018 FIVB Volleyball World L.	Pool A2 - Group 2-
SLOVENIJA (2017)	3	25	25	22	25	97	19.00.00	Seoul(Korea)	M.

Zone Chart analysis



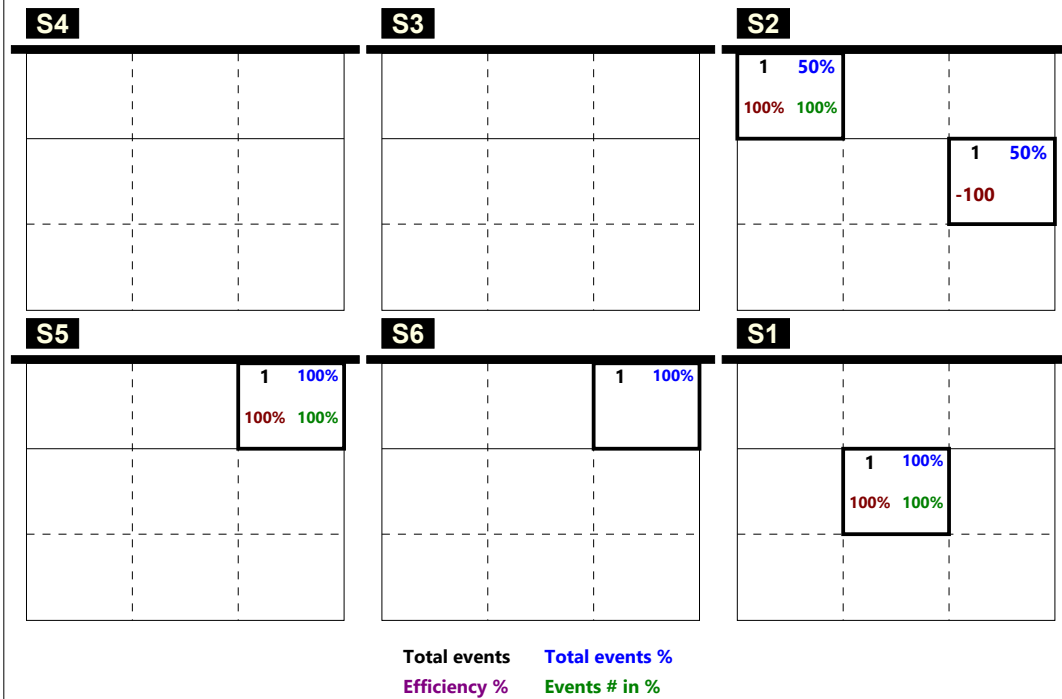
Total events Total events %
Efficiency % Events # in %



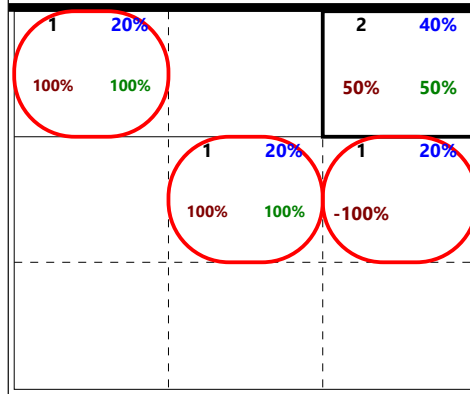
Total events Total events %
Efficiency % Events # in %

DISTRIBUZIONE RICEZIONE !

Zone Chart analysis



Total events Total events %
Efficiency % Events # in %



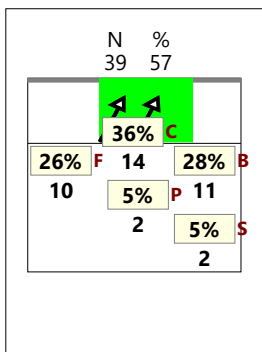
Total events Total events %
Efficiency % Events # in %

DISTRIBUZIONE RICEZIONE -

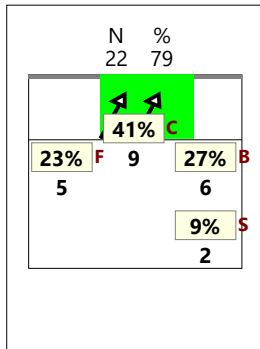
Finland 2017	1	22	15	25	23	85	06/02/2017	2018 FIVB Volleyball World L.	Pool A2 - Group 2-
SLOVENIJA (2017)	3	25	25	22	25	97	19.00.00	Seoul(Korea)	M.

CHIAMATA 1 totale (K1 + KH)

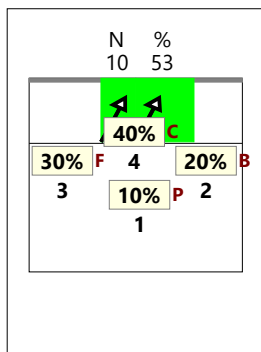
TOTALE



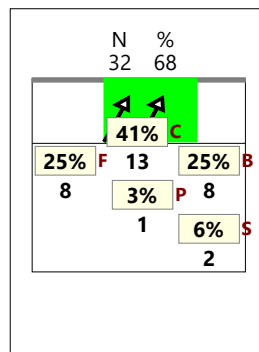
RICEZIONE



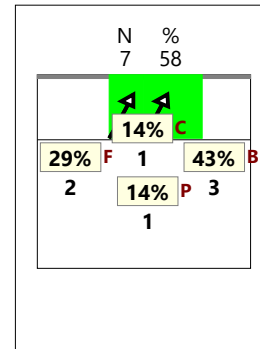
RICEZIONE +



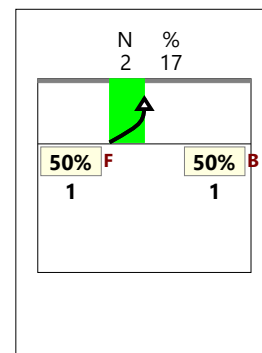
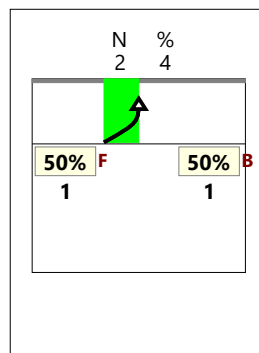
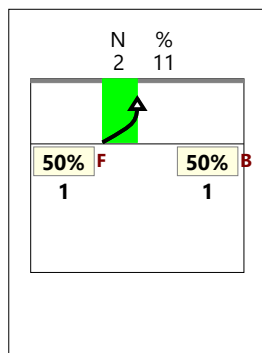

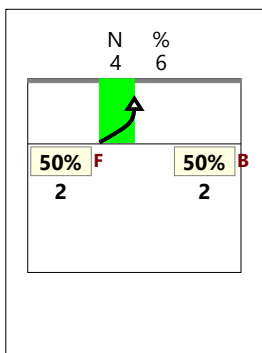
RICEZIONE # +




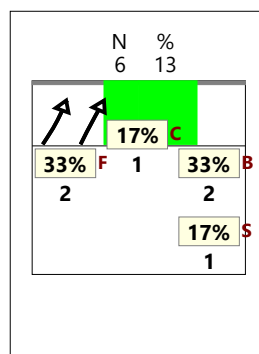
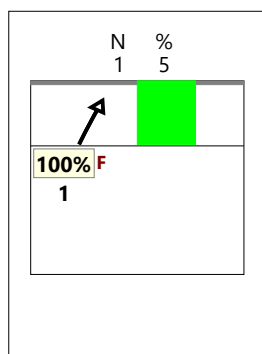
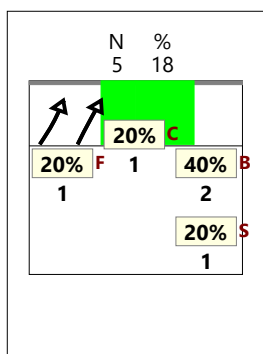
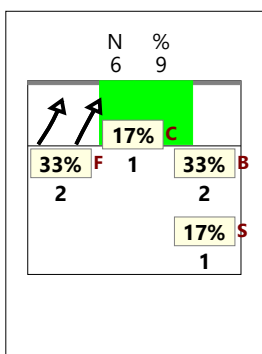
RICEZIONE !







CHIAMATA 2 totale (K2 + KW)



CHIAMATA 7 totale (K7 + KX)



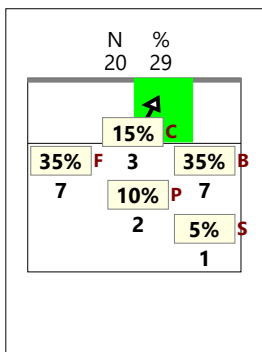
CHIAMATA CC totale (KD + KJ)



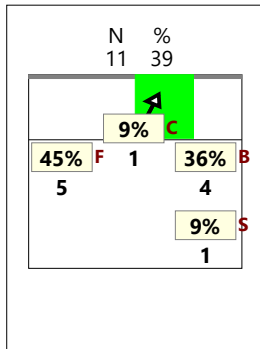
Finland 2017 SLOVENIJA (2017)	1 3	22 25	15 25	25 22	23 25	85 97	06/02/2017 19.00.00	2018 FIVB Volleyball World L. Seoul(Korea)	Pool A2 - Group 2- M.
----------------------------------	--------	----------	----------	----------	----------	----------	------------------------	---	--------------------------

CHIAMATA 1 classica (K1)

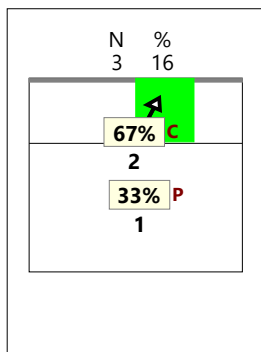
TOTALE



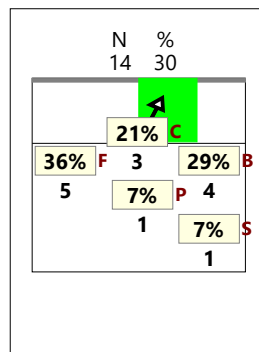
RICEZIONE



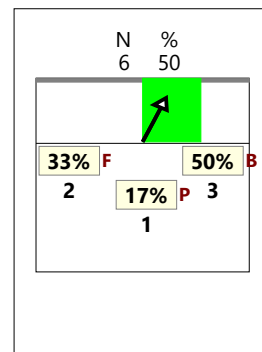
RICEZIONE +




RICEZIONE # +



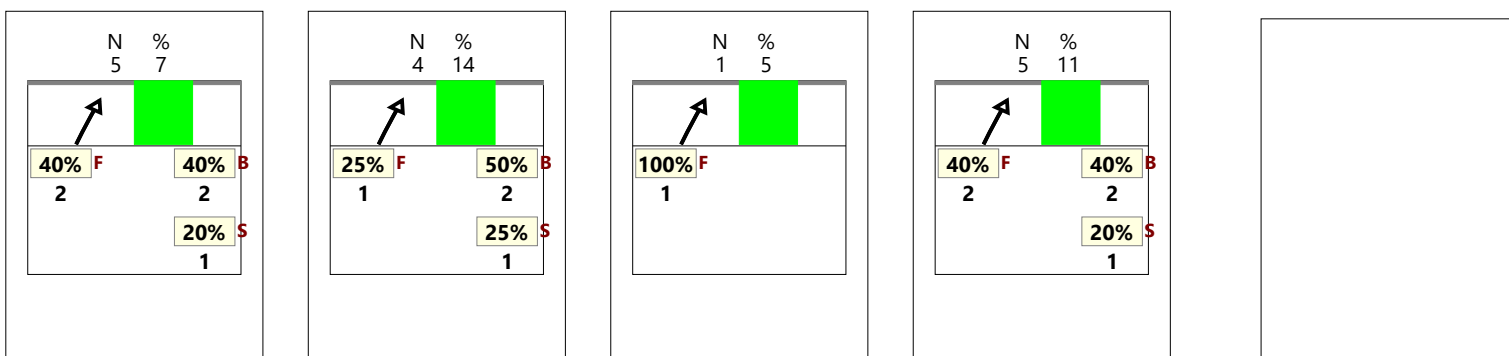
RICEZIONE !



CHIAMATA 2 classica (K2)



CHIAMATA 7 classica (K7)



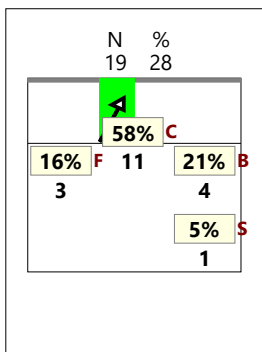
CHIAMATA CC classica (KD)



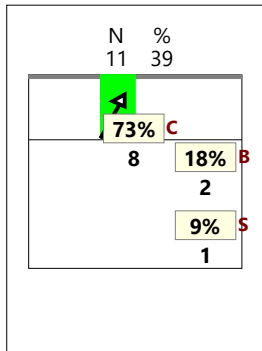
Finland 2017	1	22	15	25	23	85	06/02/2017	2018 FIVB Volleyball World L.	Pool A2 - Group 2-
SLOVENIJA (2017)	3	25	25	22	25	97	19.00.00	Seoul(Korea)	M.

CHIAMATA 1 Centro rete (KH)

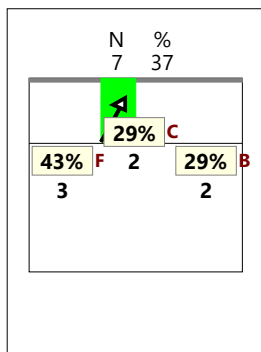
TOTALE



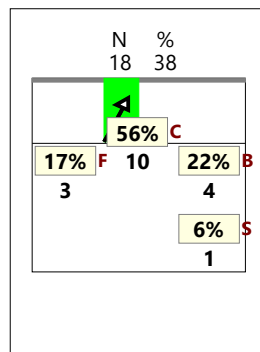
RICEZIONE



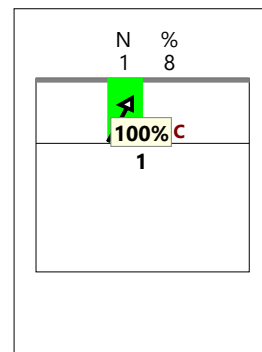
RICEZIONE +



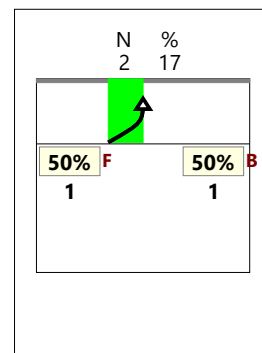
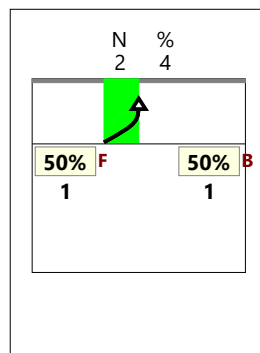
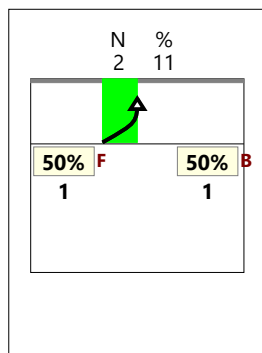

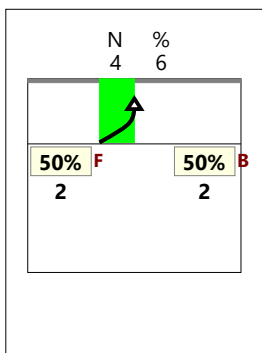
RICEZIONE # +







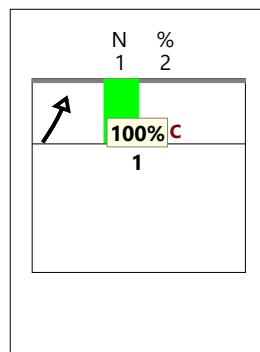

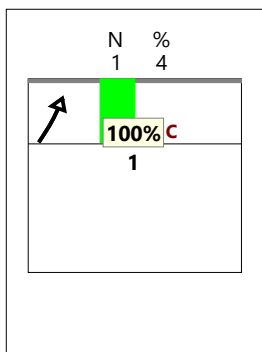
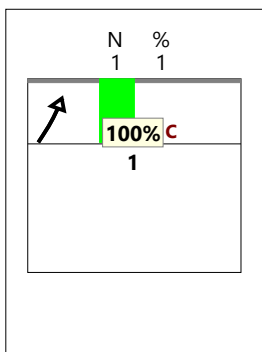
RICEZIONE !



CHIAMATA 2 Centro rete (KW)



CHIAMATA 7 Centro rete (KX)

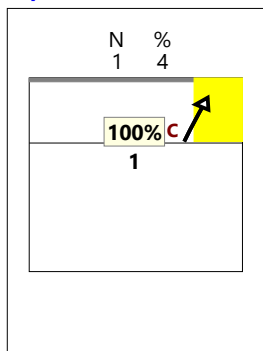
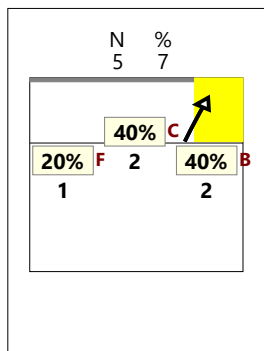


Finland 2017	1	22	15	25	23	85	06/02/2017	2018 FIVB Volleyball World L.	Pool A2 - Group 2-
SLOVENIJA (2017)	3	25	25	22	25	97	19.00.00	Seoul(Korea)	M.

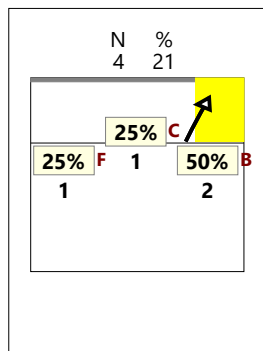
TOTALE

VERSO Z2

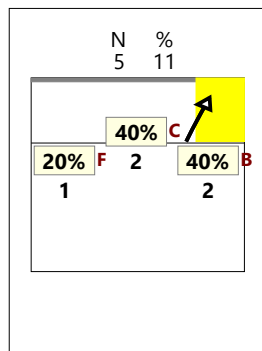
centrale vicino (KM) RICEZIONE




RICEZIONE +



RICEZIONE #,+






RICEZIONE !



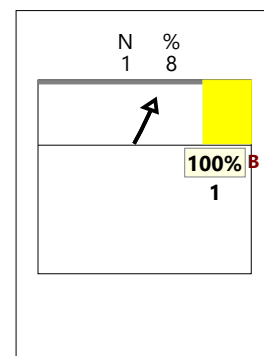
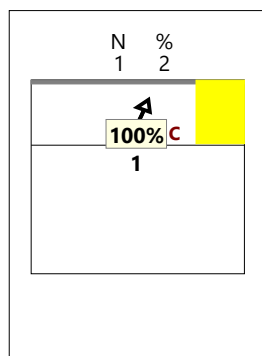
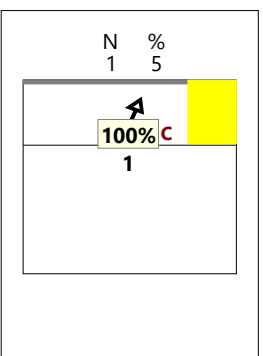

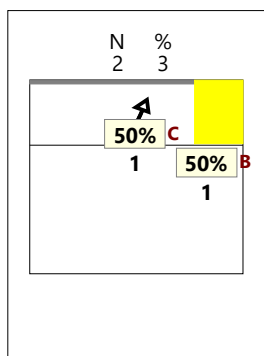
VERSO Z2

centrale dietro (KA)



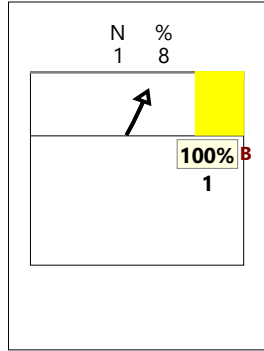
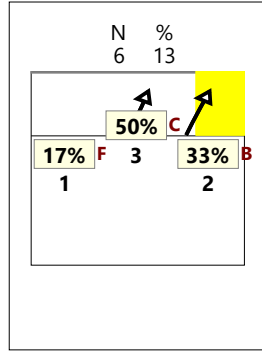
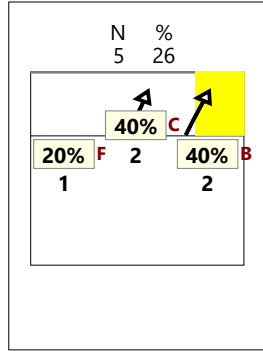
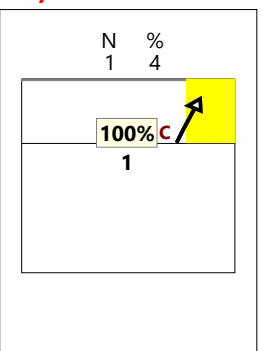
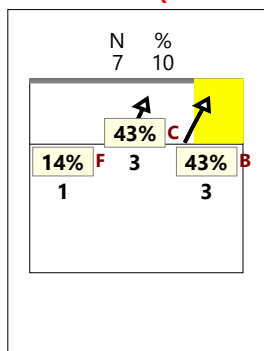
VERSO Z2

centrale lontano (KC)



VERSO Z2

TOTALE (KM KA KC)


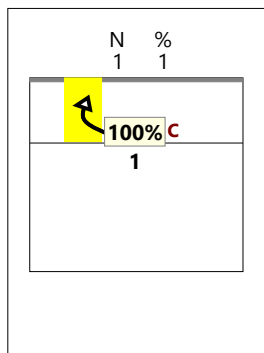


Finland 2017	1	22	15	25	23	85	06/02/2017	2018 FIVB Volleyball World L.	Pool A2 - Group 2-
SLOVENIJA (2017)	3	25	25	22	25	97	19.00.00	Seoul(Korea)	M.

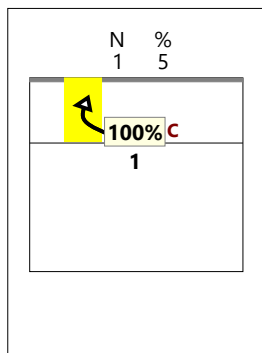
TOTALE

VERSO Z4

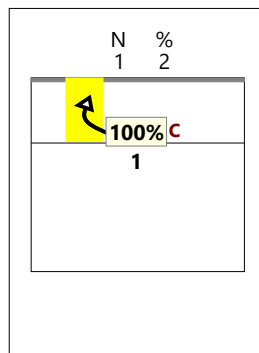
centrale avanti (KP) RICEZIONE #



RICEZIONE +





RICEZIONE #,+



RICEZIONE !



VERSO Z4

centrale dietro (KQ)




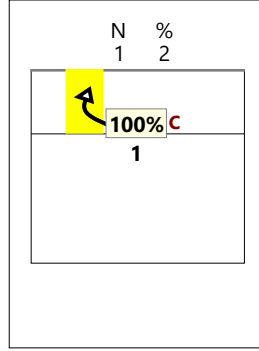
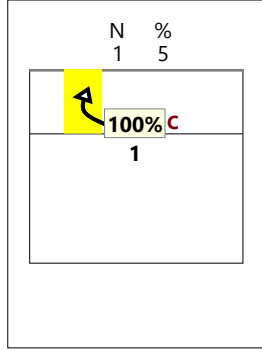

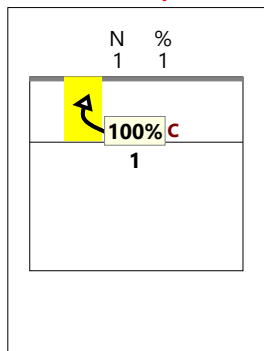
VERSO Z4

centrale lontano (KS)



VERSO Z4

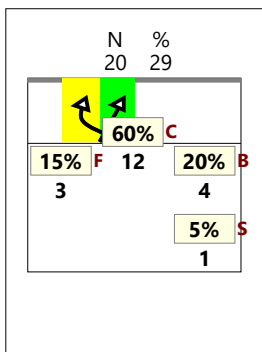
TOTALE (KP KQ KS)



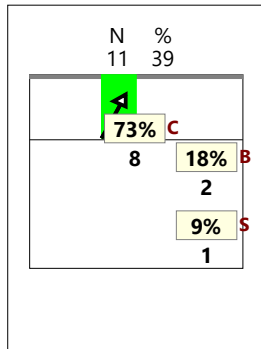
Finland 2017 SLOVENIJA (2017)	1	22	15	25	23	85	06/02/2017 19.00.00	2018 FIVB Volleyball World L. Seoul(Korea)	Pool A2 - Group 2-M.
	3	25	25	22	25	97			

CHIAMATA 1 centro rete e verso 4 (KH + KP)

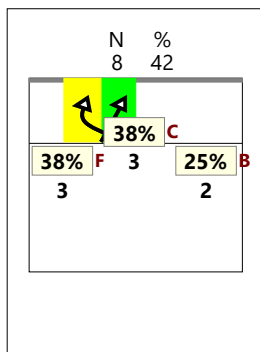
TOTALE



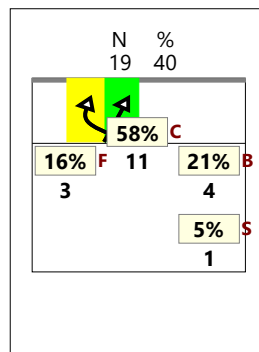
RICEZIONE



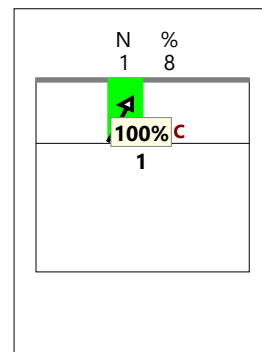
RICEZIONE +



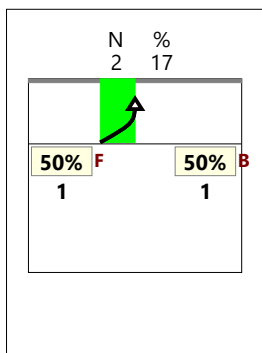
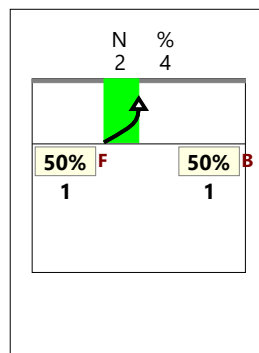
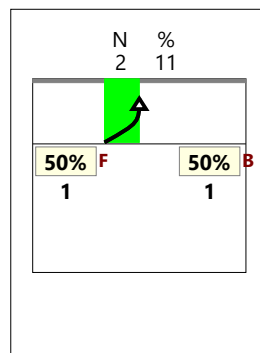

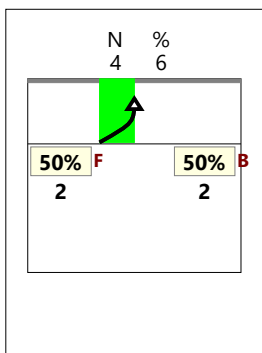
RICEZIONE # +



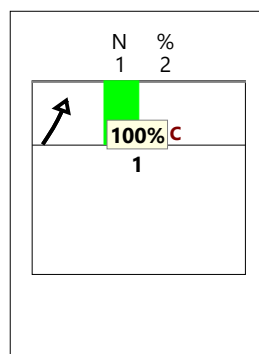
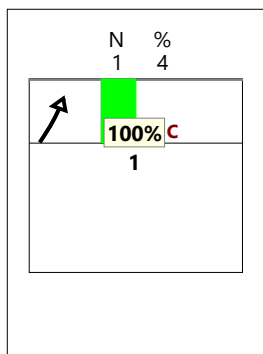
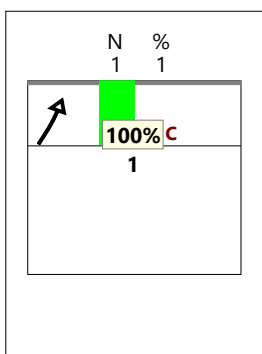
RICEZIONE !



CHIAMATA 2 centro rete e verso 4 (KW + KQ)



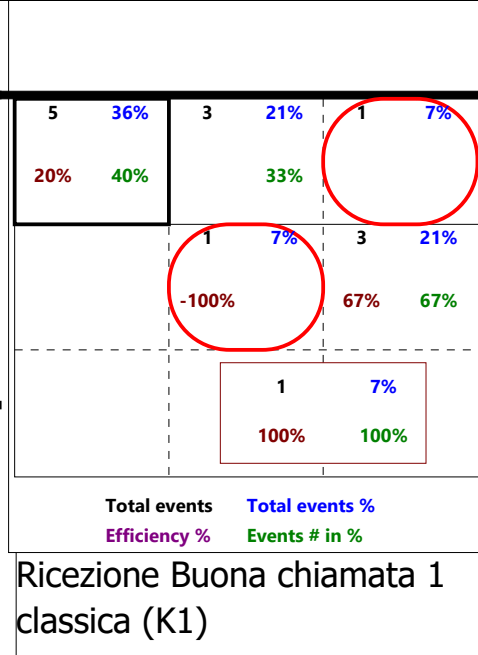
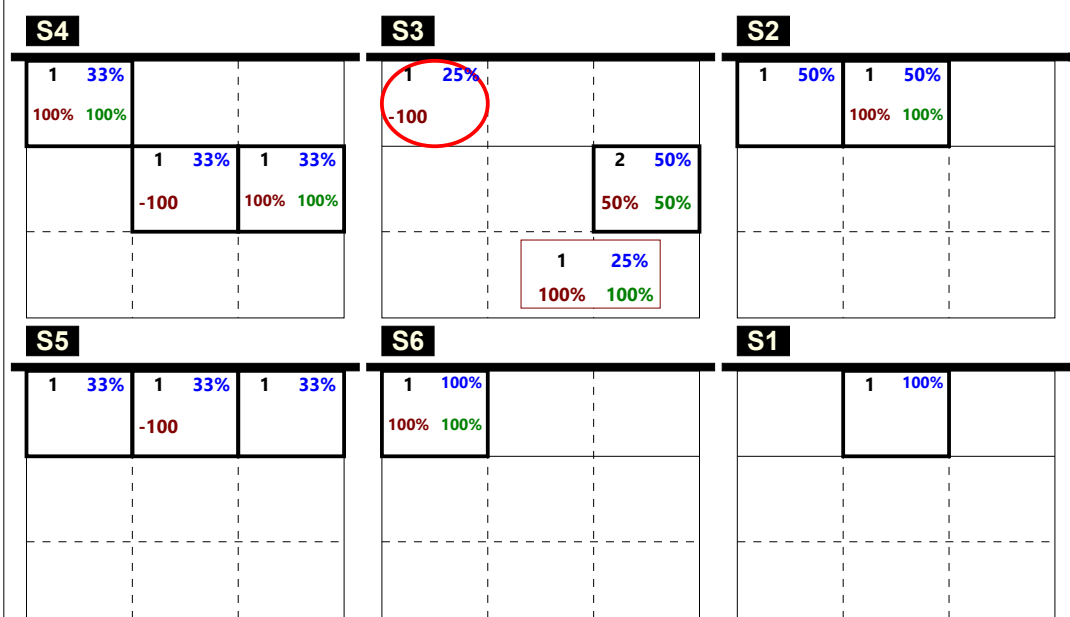
CHIAMATA 7 centro rete e verso 4 (KX + KS + KJ)



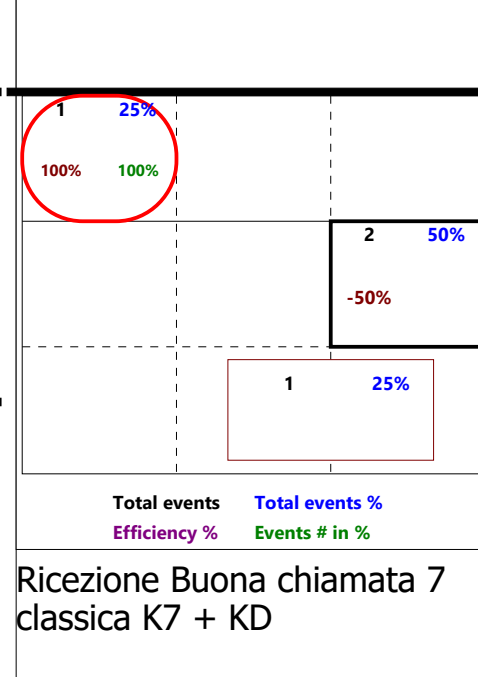
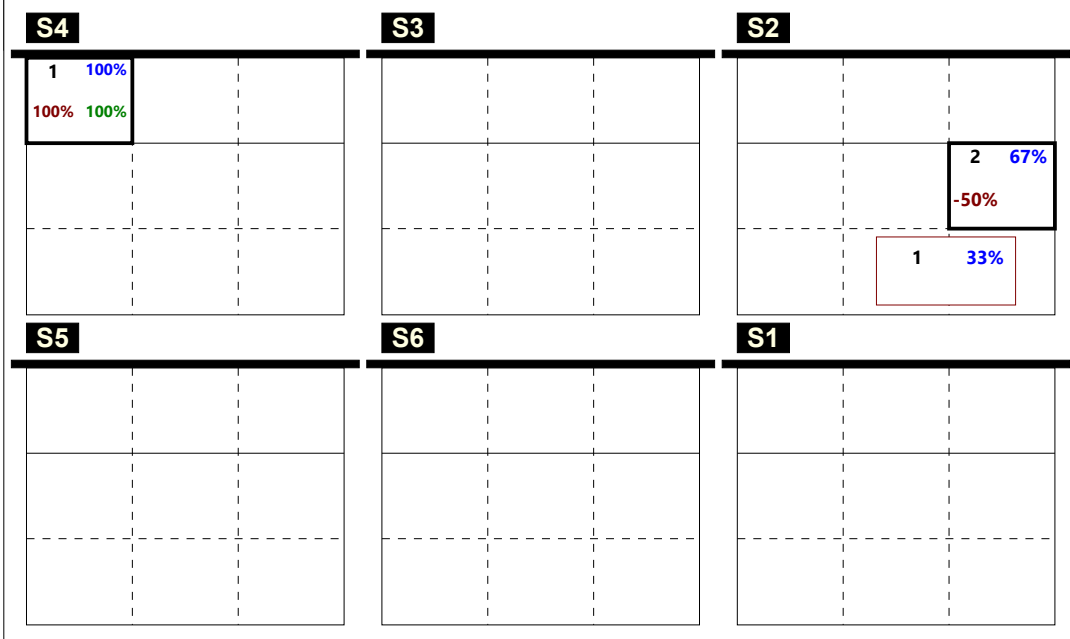
Print Composition - 19 - Distribuzione chiamata 1, 7 e 2 classica su #+ per rotazione

Finland 2017	1	22	15	25	23	85	06/02/2017	2018 FIVB Volleyball World L.	Pool A2 - Group 2-M.
SLOVENIJA (2017)	3	25	25	22	25	97	19.00.00	Seoul(Korea)	



Zone Chart analysis



Zone Chart analysis



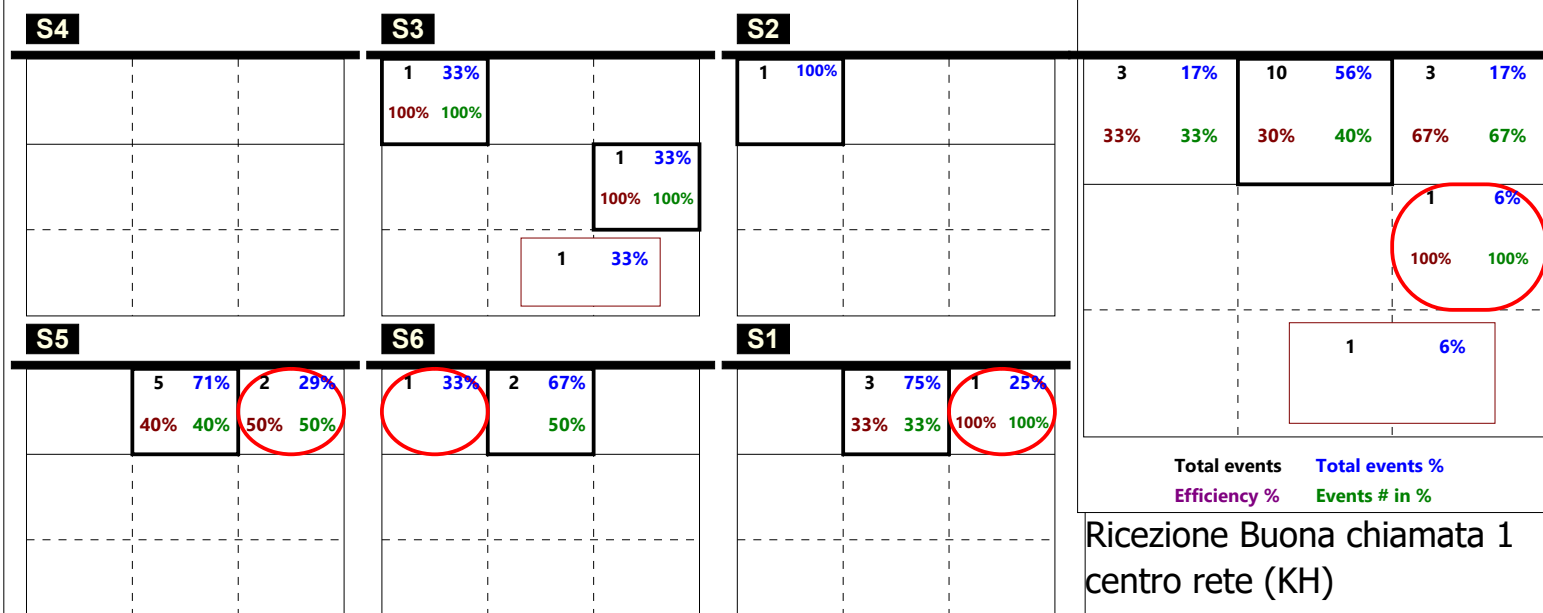
Zone Chart analysis



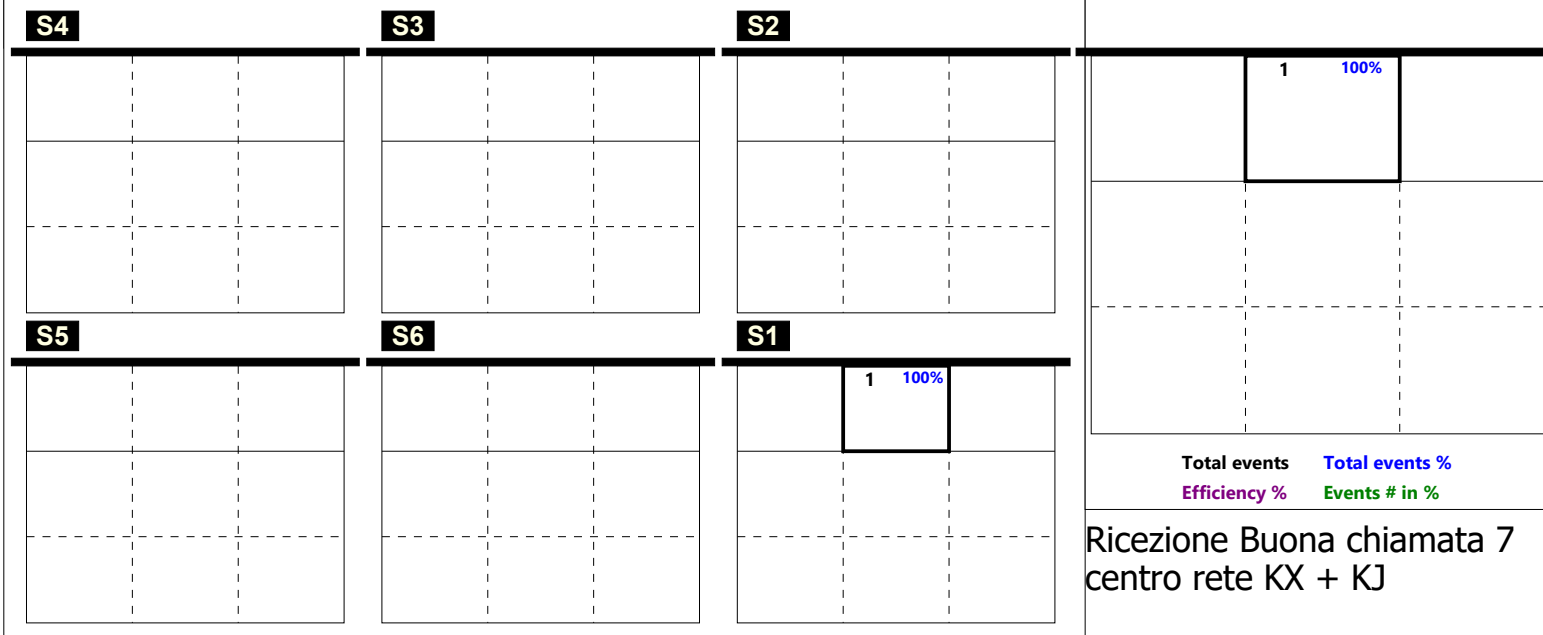
Print Composition - 20 - Distribuzione chiamata 1, 7 e 2 centro rete su #+ per rotazione

Finland 2017	1	22	15	25	23	85	06/02/2017	2018 FIVB Volleyball World L.	Pool A2 - Group 2-M.
SLOVENIJA (2017)	3	25	25	22	25	97	19.00.00	Seoul(Korea)	

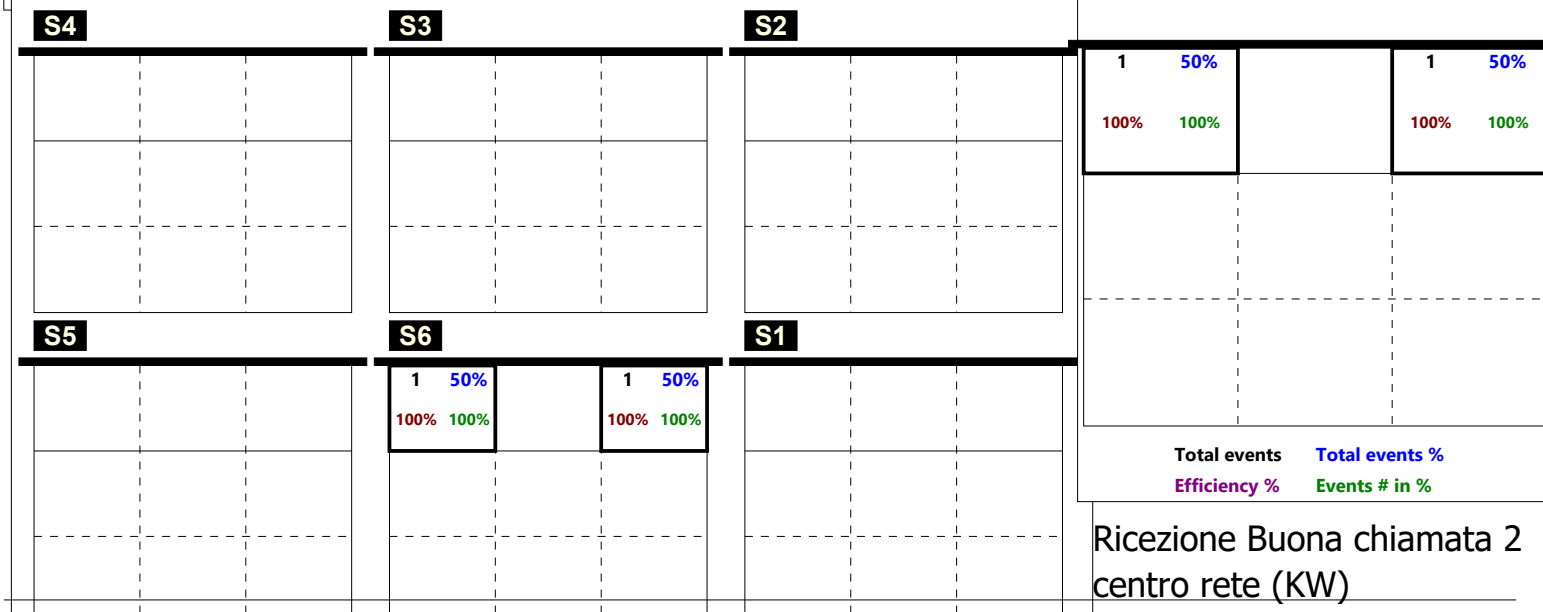
Zone Chart analysis



Zone Chart analysis



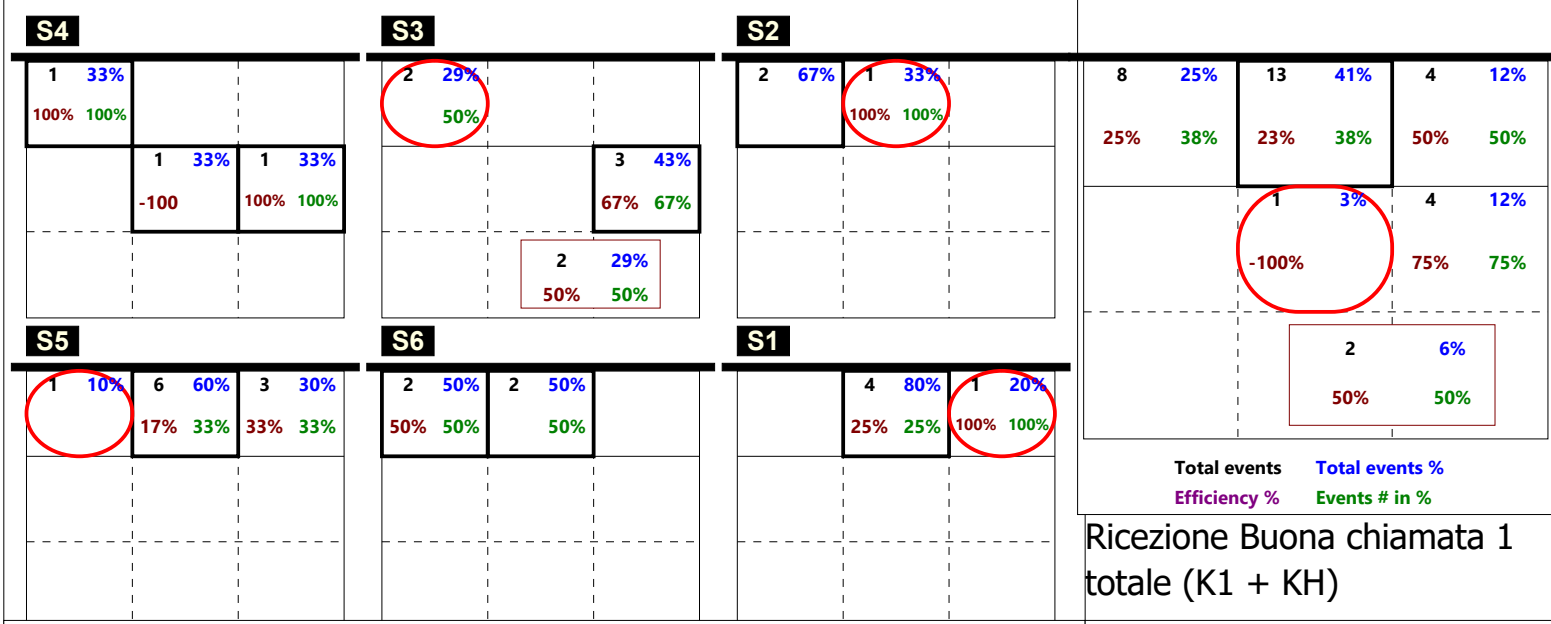
Zone Chart analysis



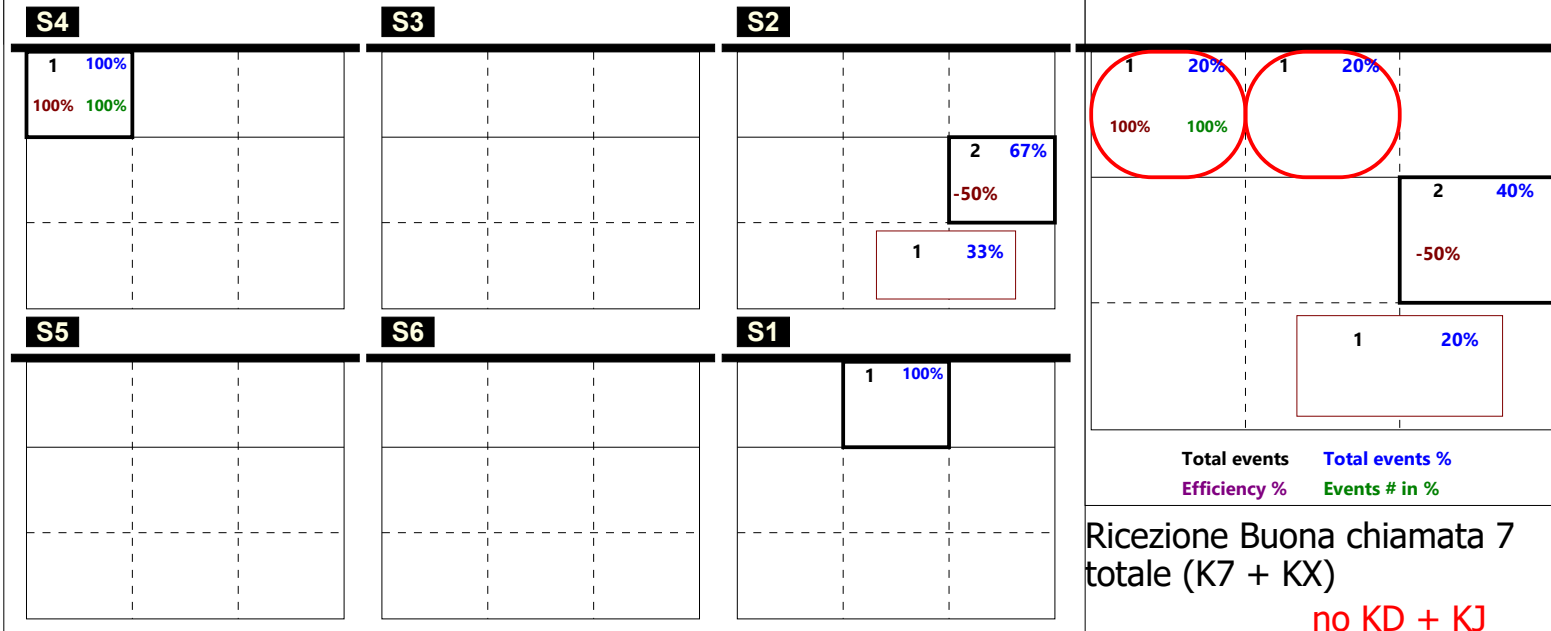
Print Composition - 21 - Distribuzione totale chiamata 1, 2 e 7 (classica + centro rete) su #+ per rotazione

Finland 2017	1	22	15	25	23	85	06/02/2017	2018 FIVB Volleyball World L.	Pool A2 - Group 2-M.
SLOVENIJA (2017)	3	25	25	22	25	97	19.00.00	Seoul(Korea)	

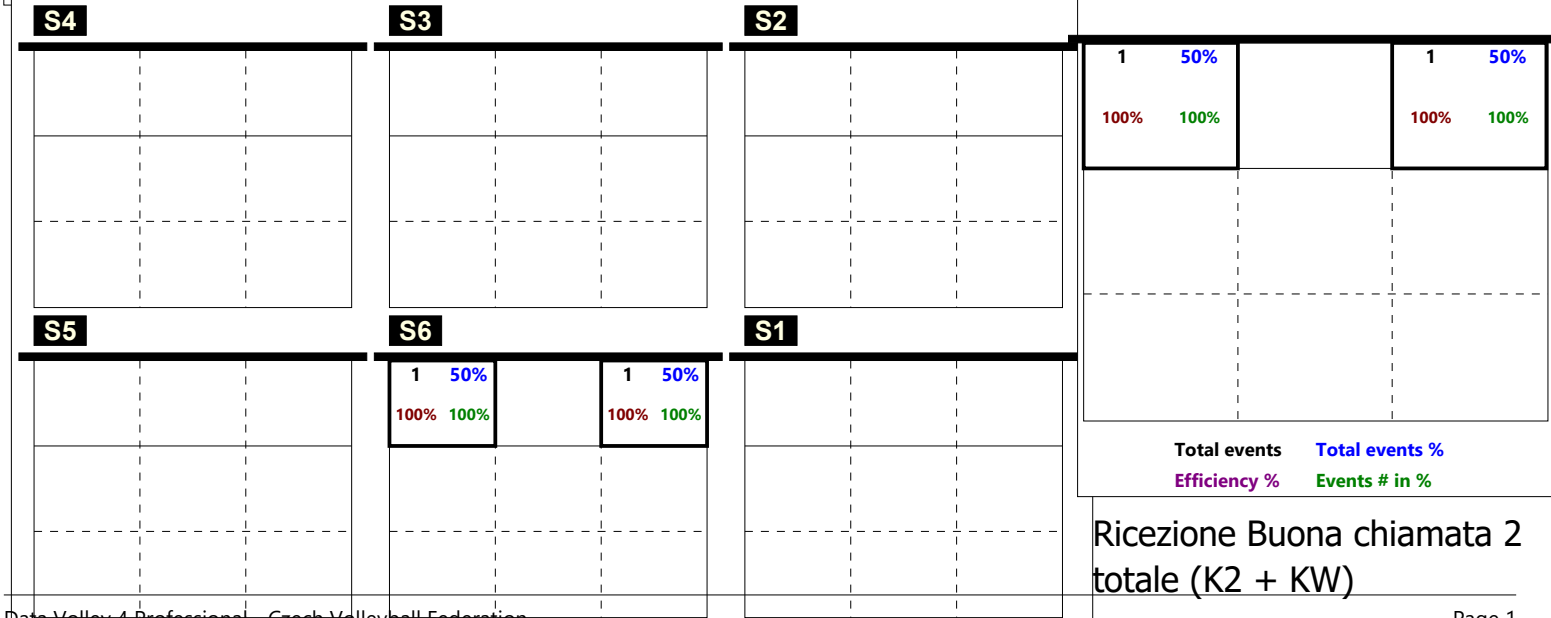
Zone Chart analysis



Zone Chart analysis

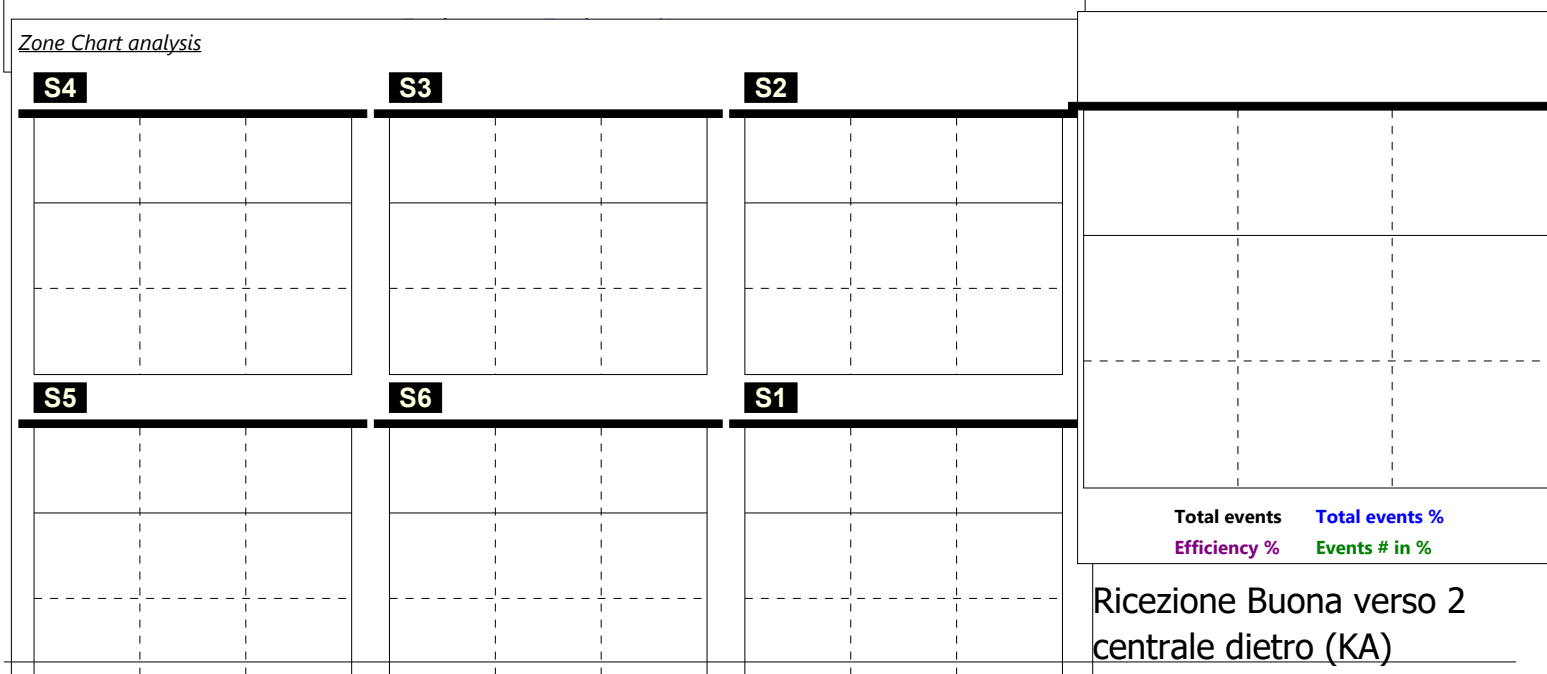
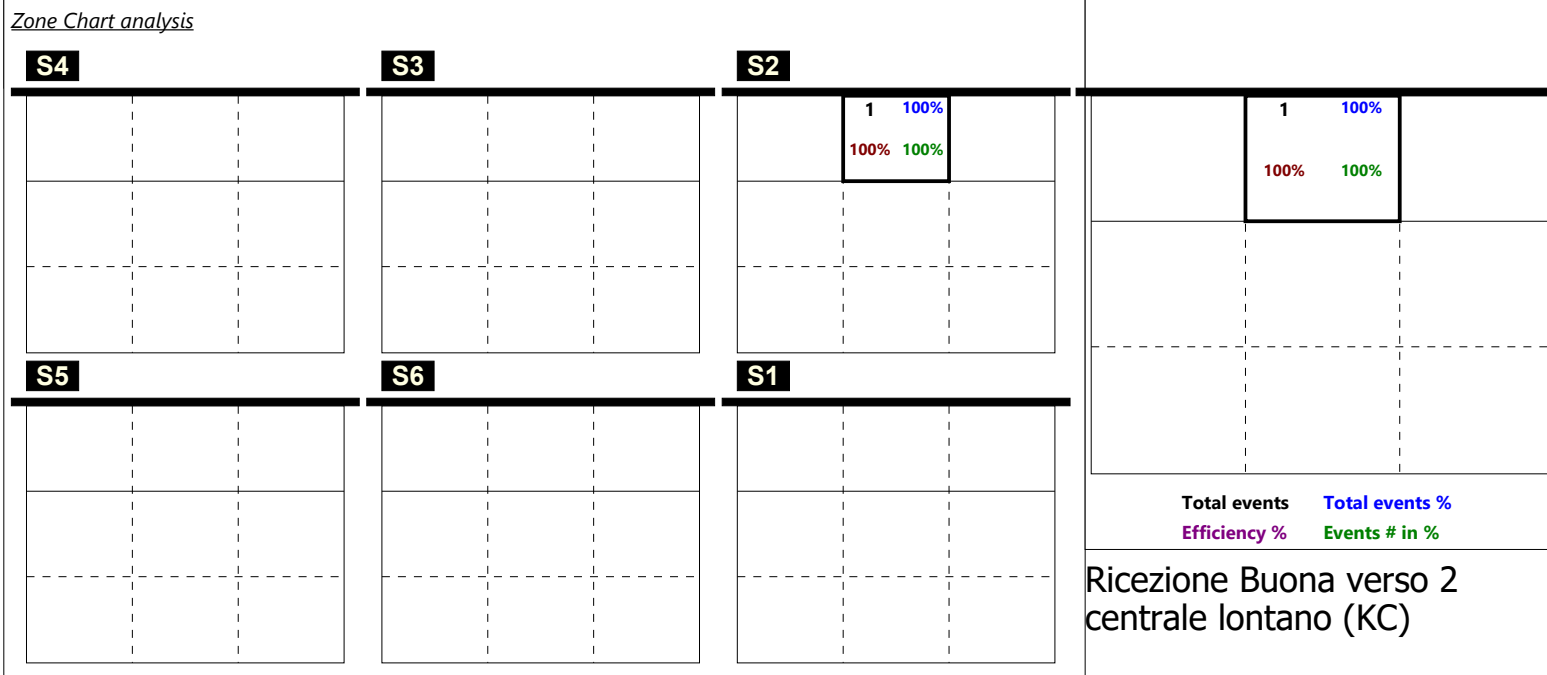
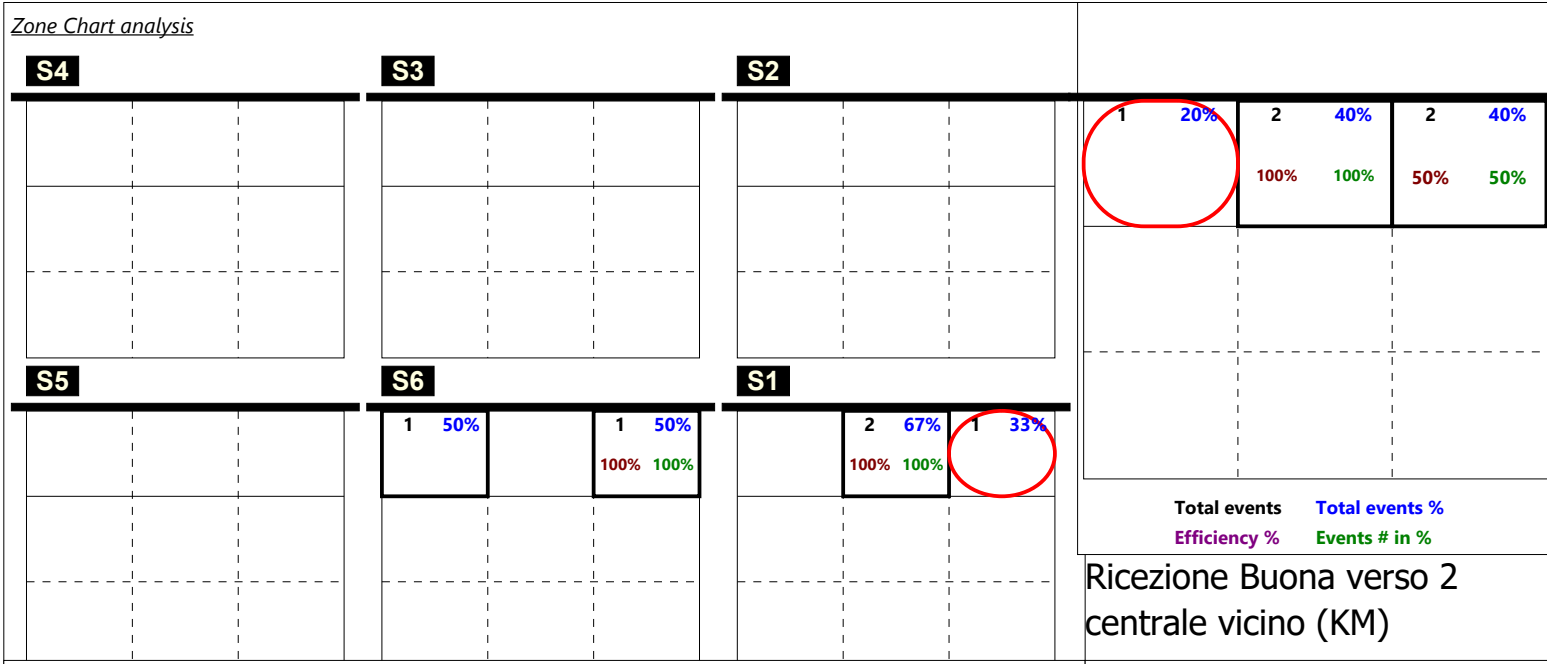


Zone Chart analysis





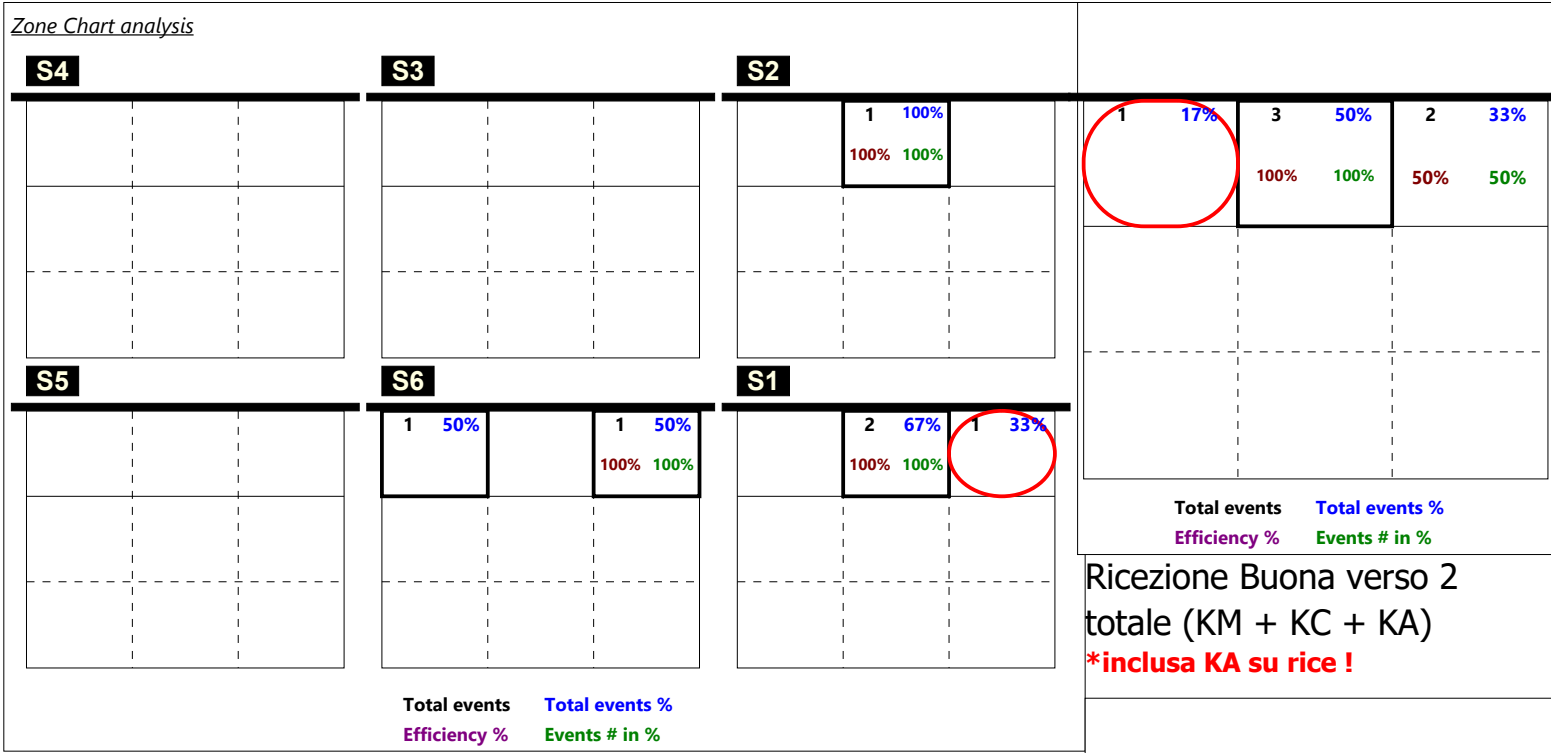
Print Composition - 22 - Distribuzione verso 2 su #+ per rotazione

Finland 2017	1	22	15	25	23		85	06/02/2017	2018 FIVB Volleyball World L.	Pool A2 - Group 2-M.
SLOVENIJA (2017)	3	25	25	22	25		97	19.00.00	Seoul(Korea)	



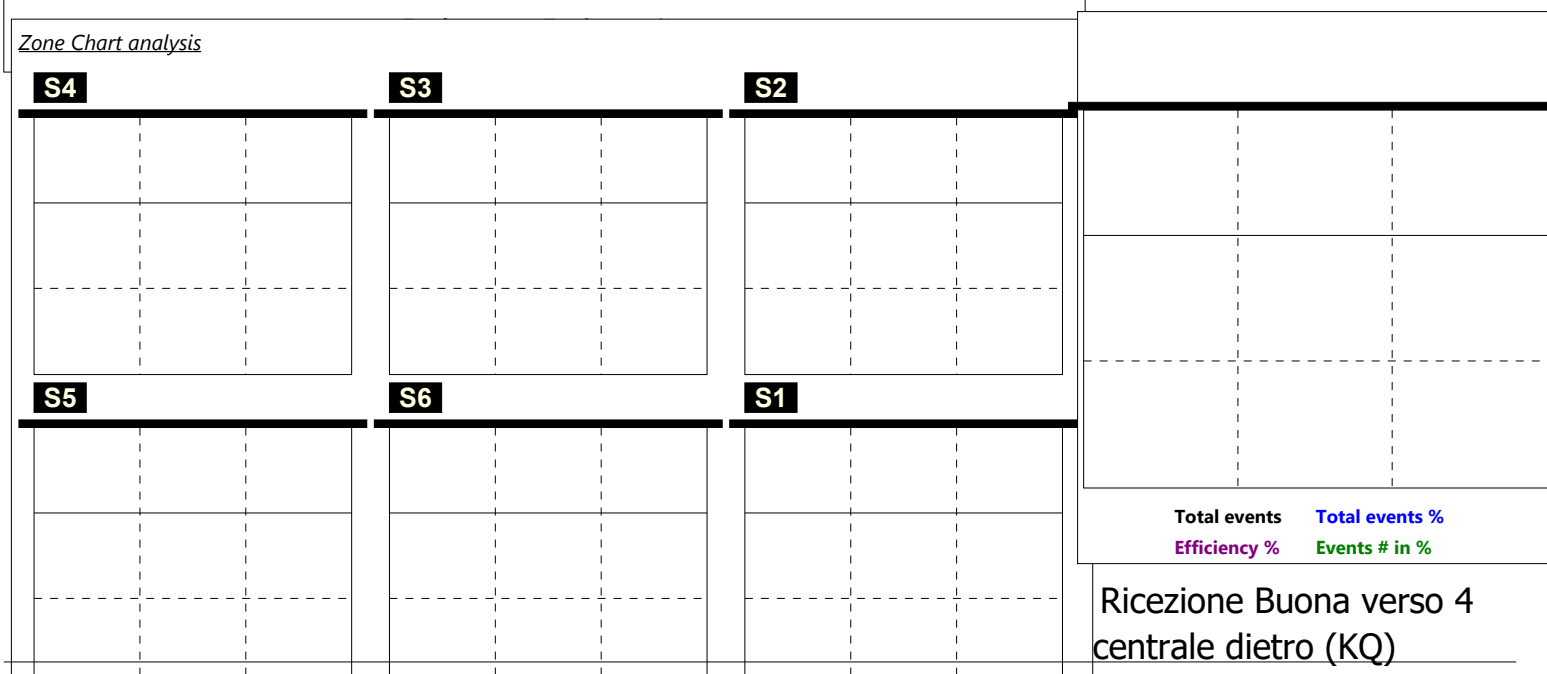
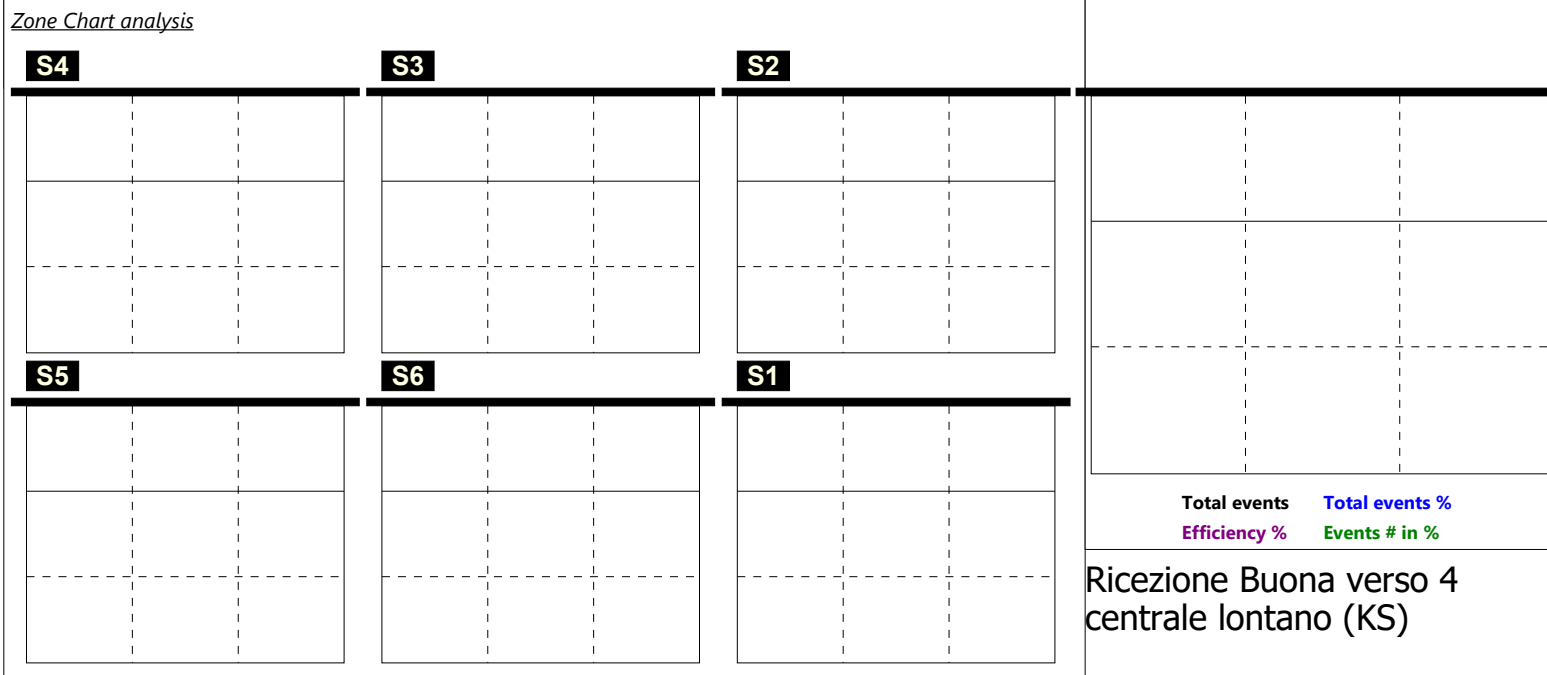
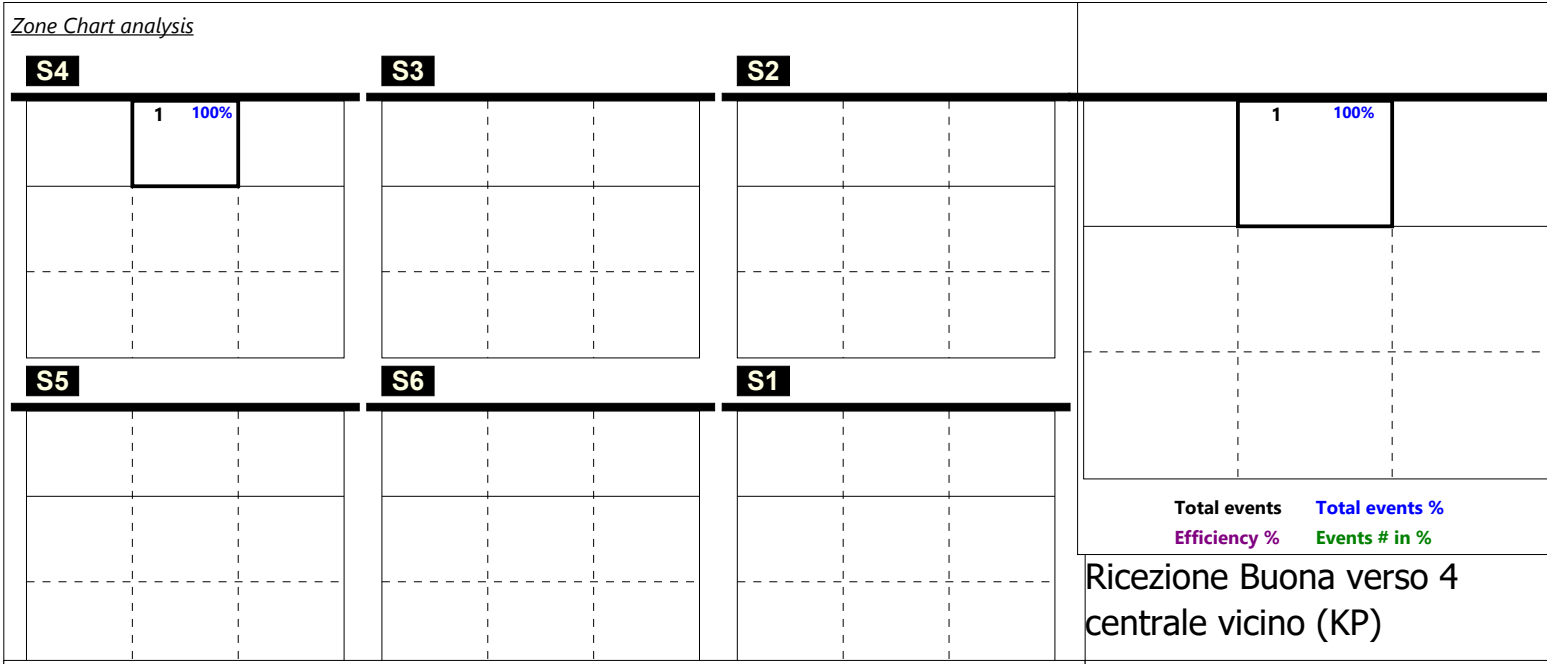
Print Composition - 23 - Distribuzione verso 2 su ! per rotazione

Finland 2017	1	22	15	25	23	85	06/02/2017	2018 FIVB Volleyball World L.	Pool A2 - Group 2-M.
SLOVENIJA (2017)	3	25	25	22	25	97	19.00.00	Seoul(Korea)	



Print Composition - 24 - Distribuzione verso 4 su #+ per rotazione


Finland 2017	1	22	15	25	23	85	06/02/2017	2018 FIVB Volleyball World L.	Pool A2 - Group 2-
SLOVENIJA (2017)	3	25	25	22	25	97	19.00.00	Seoul(Korea)	M.




Print Composition - 25 - Distribuzione verso 4 su ! per rotazione

Finland 2017	1	22	15	25	23	85	06/02/2017	2018 FIVB Volleyball World L.	Pool A2 - Group 2-
SLOVENIJA (2017)	3	25	25	22	25	97	19.00.00	Seoul(Korea)	M.

Zone Chart analysis



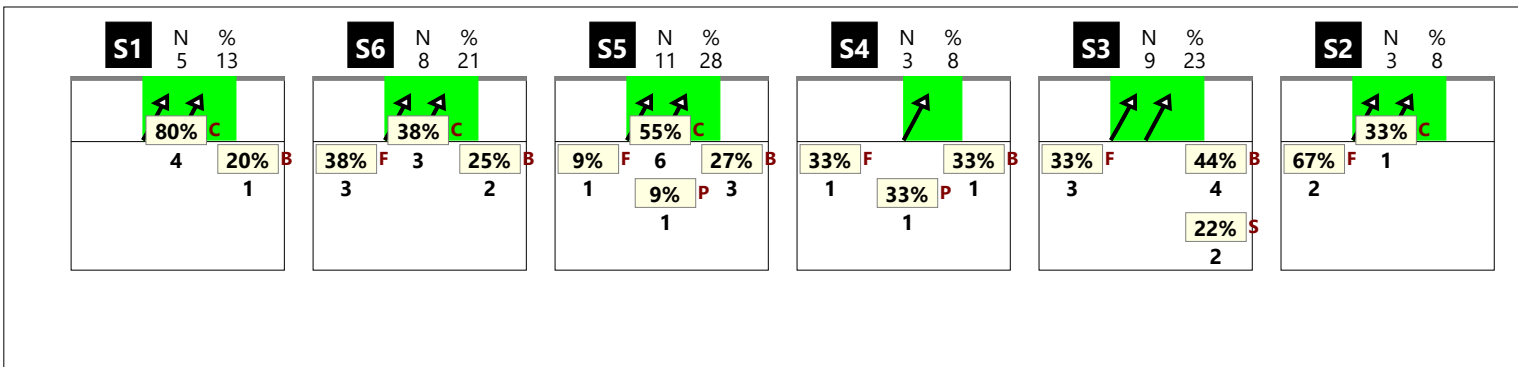
Zone Chart analysis



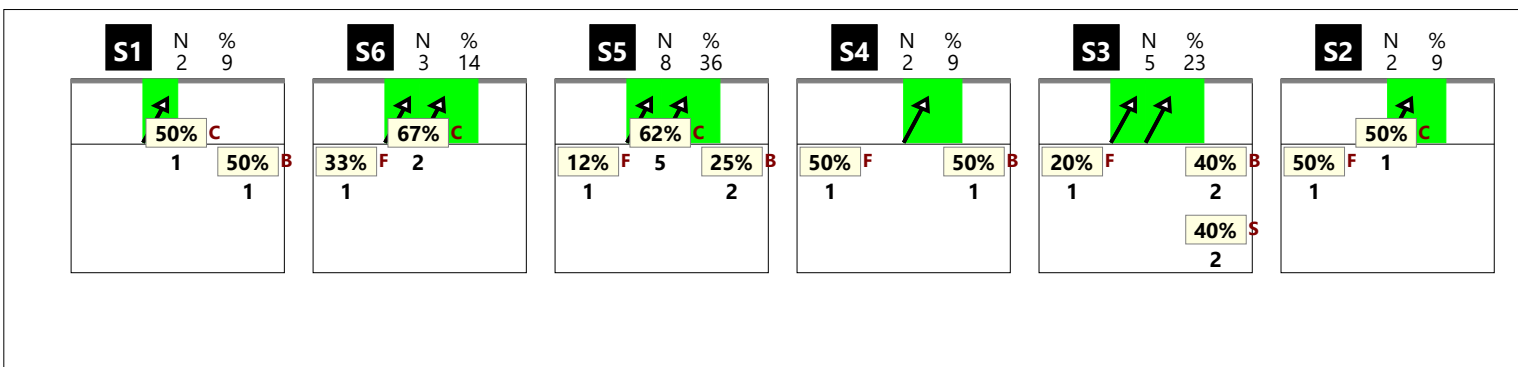
Print Composition - 26 - Chiamata 1 totale (classica + centro rete) su #, + e !

Finland 2017	1	22	15	25	23	85	06/02/2017	2018 FIVB Volleyball World L.	Pool A2 - Group 2-
SLOVENIJA (2017)	3	25	25	22	25	97	19.00.00	Seoul(Korea)	M.

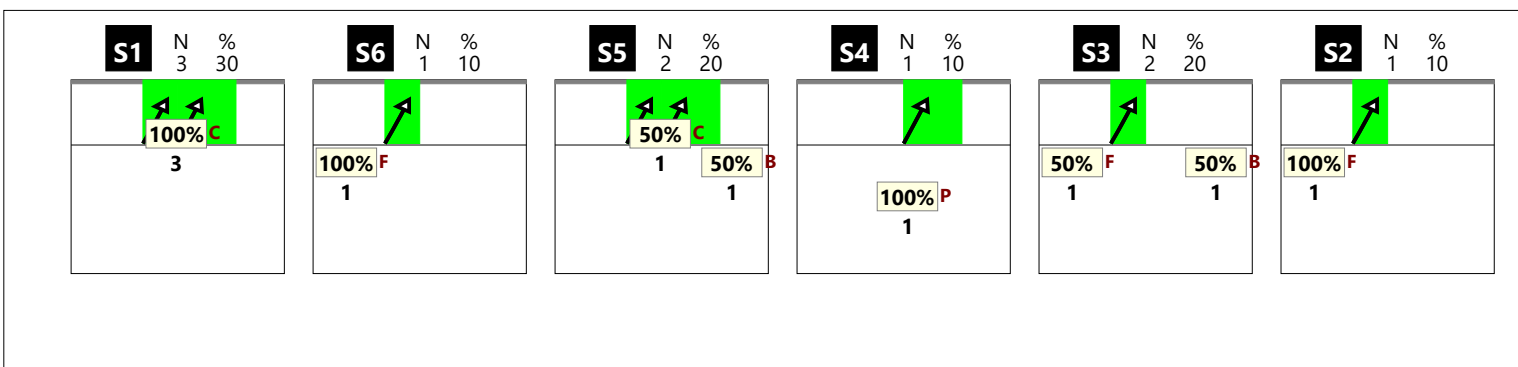
RICEZIONE TOTALE CHIAMATA 1 totale (K1 + KH)



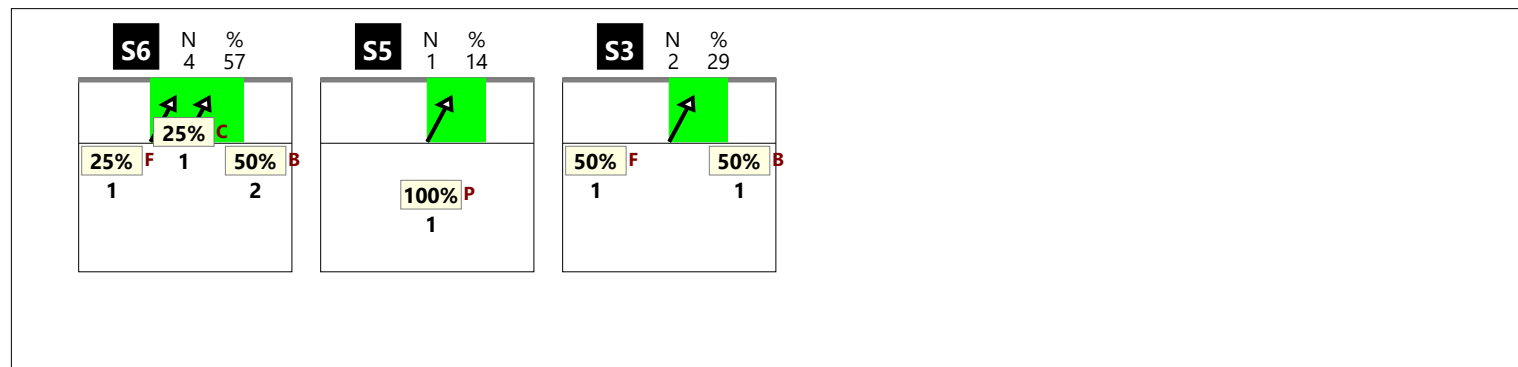
RICEZIONE # CHIAMATA 1 totale (K1 + KH)



RICEZIONE + CHIAMATA 1 totale (K1 + KH)



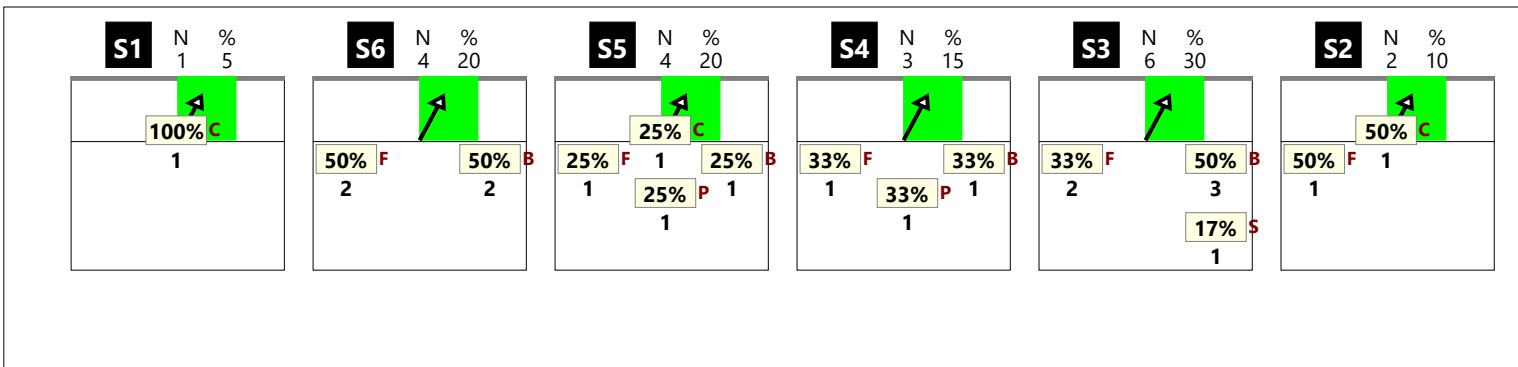
RICEZIONE ! CHIAMATA 1 totale (K1 + KH)



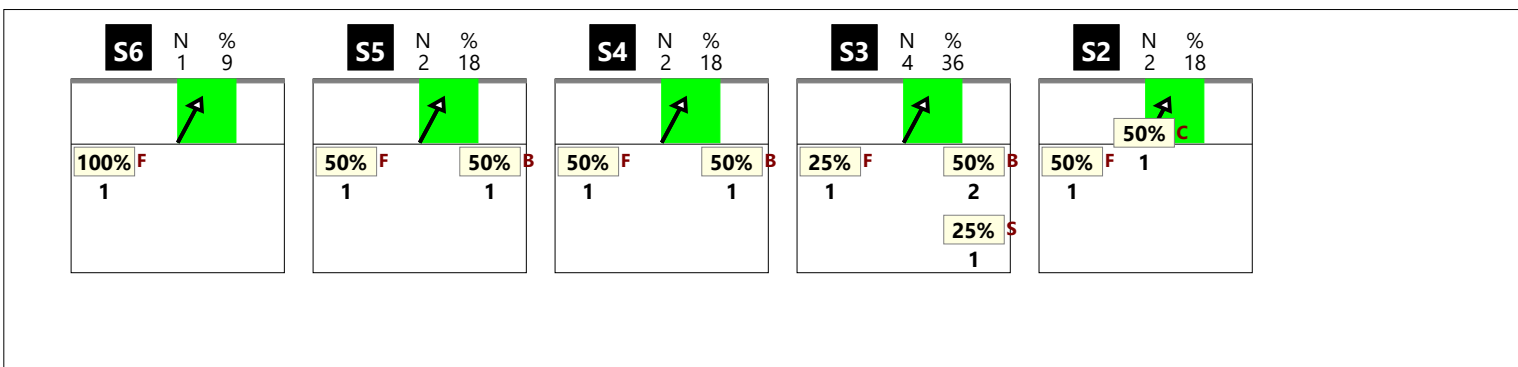
Print Composition - 27 - Chiamata 1 classica su #, + e !

Finland 2017	1	22	15	25	23	85	06/02/2017	2018 FIVB Volleyball World L.	Pool A2 - Group 2-
SLOVENIJA (2017)	3	25	25	22	25	97	19.00.00	Seoul(Korea)	M.

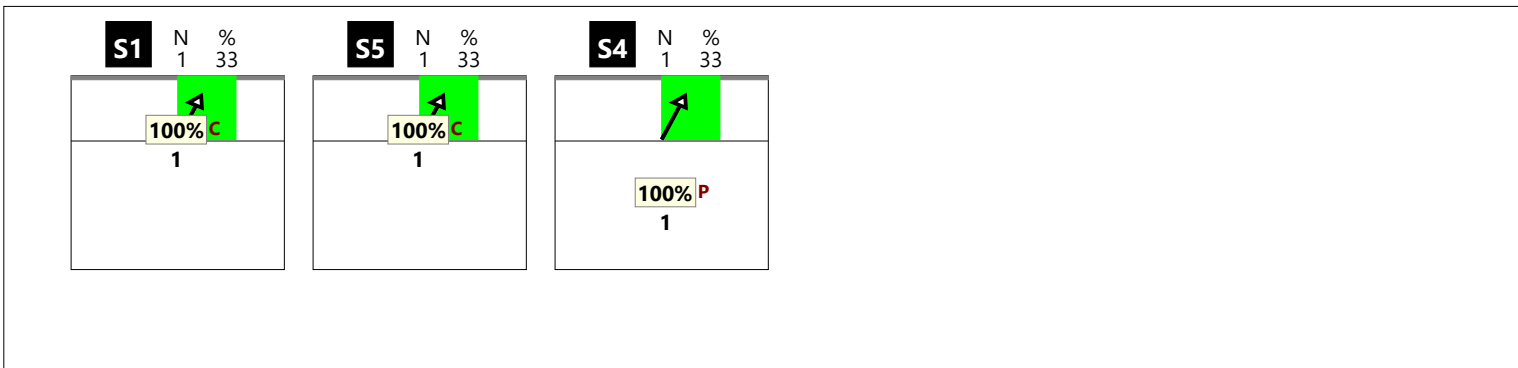
RICEZIONE TOTALE CHIAMATA 1 classica (K1)



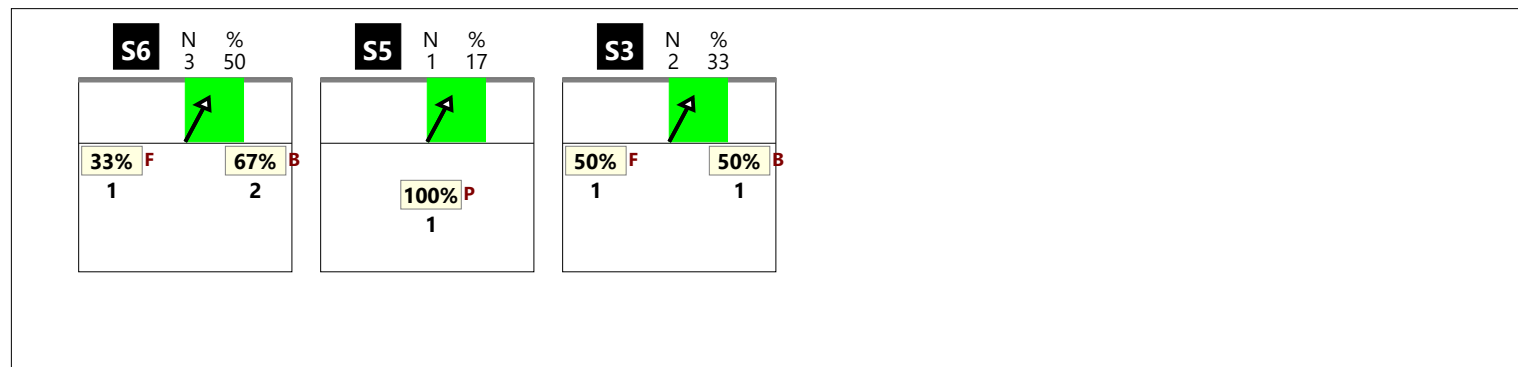
RICEZIONE # CHIAMATA 1 classica (K1)



RICEZIONE + CHIAMATA 1 classica (K1)



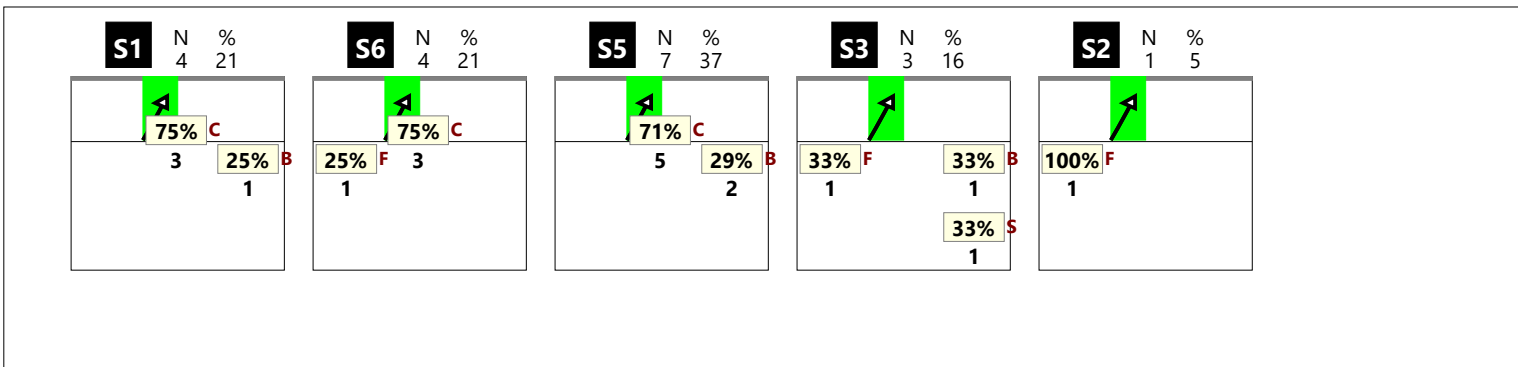
RICEZIONE ! CHIAMATA 1 classica (K1)



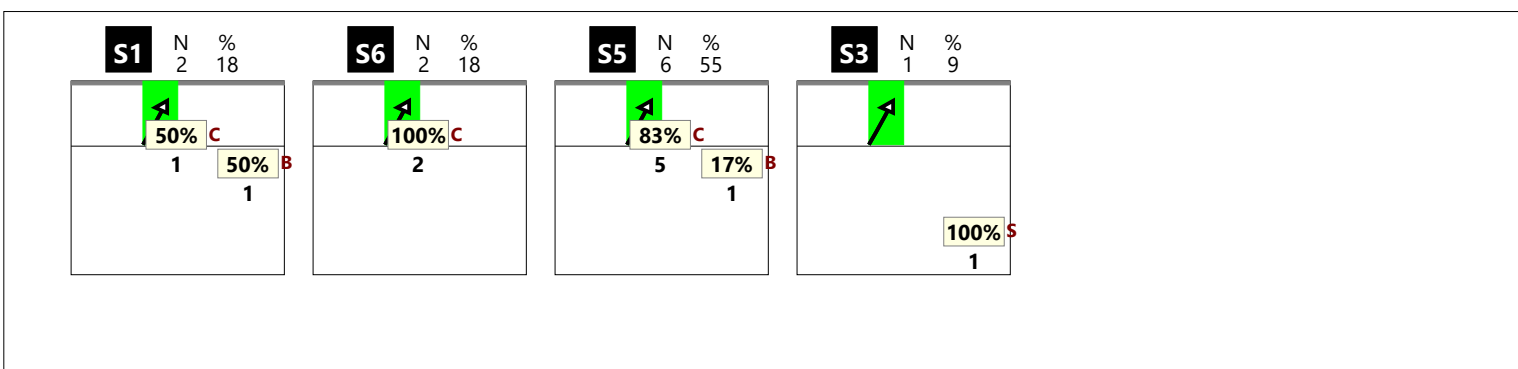
Print Composition - 28 - Chiamata 1 centro rete su #, + e !

Finland 2017	1	22	15	25	23	85	06/02/2017	2018 FIVB Volleyball World L.	Pool A2 - Group 2-
SLOVENIJA (2017)	3	25	25	22	25	97	19.00.00	Seoul(Korea)	M.

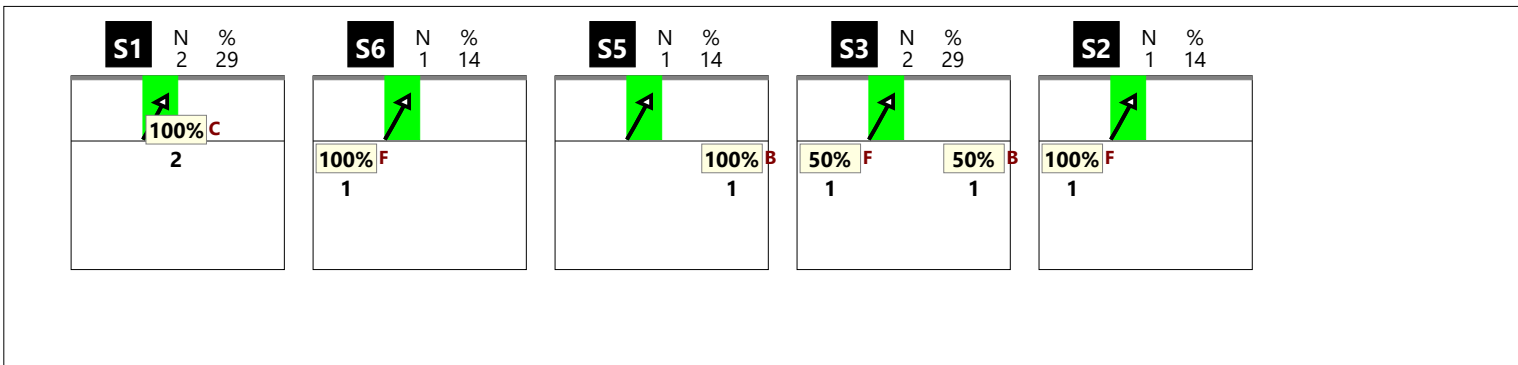
RICEZIONE TOTALE CHIAMATA 1 centro rete (KH)




RICEZIONE # CHIAMATA 1 centro rete (KH)



RICEZIONE + CHIAMATA 1 centro rete (KH)




RICEZIONE ! CHIAMATA 1 centro rete (KH)




Print Composition - 29 - Chiamata 2 totale (classica + centro rete) su #, + e !

Finland 2017	1	22	15	25	23	85	06/02/2017	2018 FIVB Volleyball World L.	Pool A2 - Group 2-
SLOVENIJA (2017)	3	25	25	22	25	97	19.00.00	Seoul(Korea)	M.

RICEZIONE TOTALE CHIAMATA 2 totale (K2 + KW)



RICEZIONE # CHIAMATA 2 totale (K2 + KW)



RICEZIONE + CHIAMATA 2 totale (K2 + KW)



RICEZIONE ! CHIAMATA 2 totale (K2 + KW)



Print Composition - 30 - Chiamata 2 classica su #, + e !

Finland 2017	1	22	15	25	23	85	06/02/2017	2018 FIVB Volleyball World L.	Pool A2 - Group 2-
SLOVENIJA (2017)	3	25	25	22	25	97	19.00.00	Seoul(Korea)	M.

RICEZIONE TOTALE CHIAMATA 2 classica (K2)

RICEZIONE # CHIAMATA 2 classica (K2)


RICEZIONE + CHIAMATA 2 classica (K2)

RICEZIONE ! CHIAMATA 2 classica (K2)


Print Composition - 31 - Chiamata 2 centro rete su #, + e !

Finland 2017	1	22	15	25	23	85	06/02/2017	2018 FIVB Volleyball World L.	Pool A2 - Group 2-
SLOVENIJA (2017)	3	25	25	22	25	97	19.00.00	Seoul(Korea)	M.


RICEZIONE TOTALE CHIAMATA 2 centro rete (KW)




RICEZIONE # CHIAMATA 2 centro rete (KW)



RICEZIONE + CHIAMATA 2 centro rete (KW)



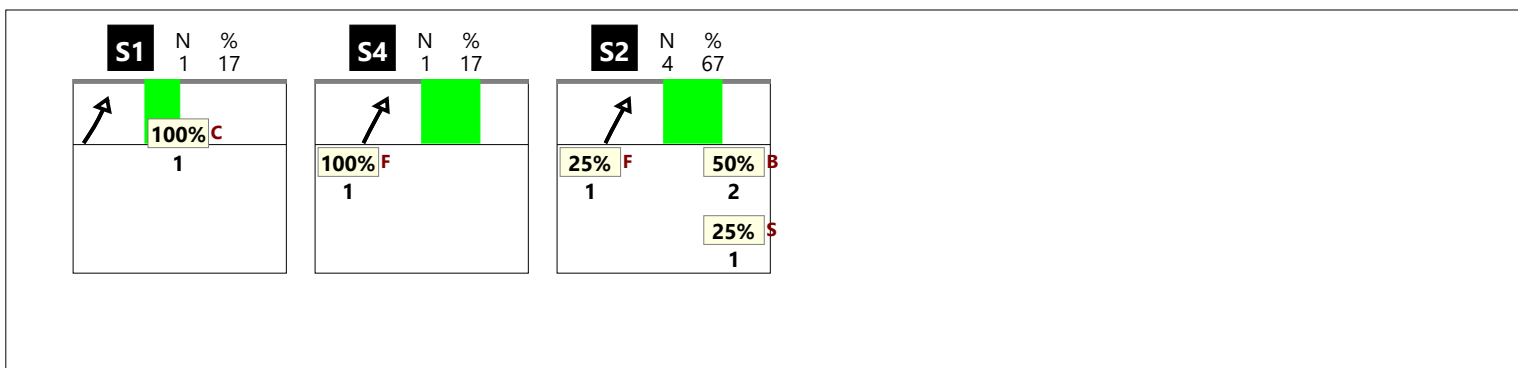
RICEZIONE ! CHIAMATA 2 centro rete (KW)




Print Composition - 32 - Chiamata 7 totale (classica + centro rete) su #, + e !

Finland 2017	1	22	15	25	23	85	06/02/2017	2018 FIVB Volleyball World L.	Pool A2 - Group 2-
SLOVENIJA (2017)	3	25	25	22	25	97	19.00.00	Seoul(Korea)	M.


RICEZIONE TOTALE CHIAMATA 7 totale (K7 + KX + KD + KJ)




RICEZIONE # CHIAMATA 7 totale (K7 + KX + KD + KJ)



RICEZIONE + CHIAMATA 7 totale (K7 + KX + KD + KJ)




RICEZIONE ! CHIAMATA 7 totale (K7 + KX + KD + KJ)



Print Composition - 33 - Chiamata 7 classica su #, + e !

Finland 2017	1	22	15	25	23	85	06/02/2017	2018 FIVB Volleyball World L.	Pool A2 - Group 2-
SLOVENIJA (2017)	3	25	25	22	25	97	19.00.00	Seoul(Korea)	M.

RICEZIONE TOTALE CHIAMATA 7 classica (K7 + KD)




RICEZIONE # CHIAMATA 7 classica (K7 + KD)



RICEZIONE + CHIAMATA 7 classica (K7 + KD)




RICEZIONE ! CHIAMATA 7 classica (K7 + KD)



Print Composition - 34 - Chiamata 7 centro rete su #, + e !

Finland 2017	1	22	15	25	23	85	06/02/2017	2018 FIVB Volleyball World L.	Pool A2 - Group 2-
SLOVENIJA (2017)	3	25	25	22	25	97	19.00.00	Seoul(Korea)	M.


RICEZIONE TOTALE CHIAMATA 7 centro rete (KX + KJ)



RICEZIONE # CHIAMATA 7 centro rete (KX + KJ)




RICEZIONE + CHIAMATA 7 centro rete (KX + KJ)




Print Composition - 35 - Chiamata KC su #, + e !

Finland 2017	1	22	15	25	23	85	06/02/2017	2018 FIVB Volleyball World L.	Pool A2 - Group 2-
SLOVENIJA (2017)	3	25	25	22	25	97	19.00.00	Seoul(Korea)	M.


RICEZIONE TOTALE CHIAMATA KC




RICEZIONE # CHIAMATA KC



RICEZIONE + CHIAMATA KC




RICEZIONE ! CHIAMATA KC




Print Composition - 36 - Chiamata KM su #, + e !

Finland 2017	1	22	15	25	23	85	06/02/2017	2018 FIVB Volleyball World L.	Pool A2 - Group 2-
SLOVENIJA (2017)	3	25	25	22	25	97	19.00.00	Seoul(Korea)	M.

RICEZIONE TOTALE CHIAMATA KM



RICEZIONE # CHIAMATA KM



RICEZIONE + CHIAMATA KM



RICEZIONE ! CHIAMATA KM



Print Composition - 37 - Chiamata KA su #, + e !

Finland 2017	1	22	15	25	23	85	06/02/2017	2018 FIVB Volleyball World L.	Pool A2 - Group 2-
SLOVENIJA (2017)	3	25	25	22	25	97	19.00.00	Seoul(Korea)	M.

RICEZIONE TOTALE CHIAMATA KA

RICEZIONE # CHIAMATA KA

--

RICEZIONE + CHIAMATA KA

--


RICEZIONE ! CHIAMATA KA

--

Print Composition - 38 - Chiamata KP su #, + e !


Finland 2017	1	22	15	25	23	85	06/02/2017	2018 FIVB Volleyball World L.	Pool A2 - Group 2-
SLOVENIJA (2017)	3	25	25	22	25	97	19.00.00	Seoul(Korea)	M.

RICEZIONE TOTALE CHIAMATA KP

S4	N
	1
	100% C
	1

RICEZIONE # CHIAMATA KP

RICEZIONE + CHIAMATA KP

S4	N
	1
	100% C
	1

RICEZIONE ! CHIAMATA KP

Print Composition - 39 - Chiamata KS su #, + e !

Finland 2017	1	22	15	25	23	85	06/02/2017	2018 FIVB Volleyball World L.	Pool A2 - Group 2-
SLOVENIJA (2017)	3	25	25	22	25	97	19.00.00	Seoul(Korea)	M.

RICEZIONE TOTALE CHIAMATA KS

RICEZIONE # CHIAMATA KS

--

RICEZIONE + CHIAMATA KS

--

RICEZIONE ! CHIAMATA KS

--

Print Composition - 40 - Chiamata KQ su #, + e !

Finland 2017	1	22	15	25	23	85	06/02/2017	2018 FIVB Volleyball World L.	Pool A2 - Group 2-
SLOVENIJA (2017)	3	25	25	22	25	97	19.00.00	Seoul(Korea)	M.

RICEZIONE TOTALE CHIAMATA KQ

RICEZIONE # CHIAMATA KQ

--

RICEZIONE + CHIAMATA KQ

--

RICEZIONE ! CHIAMATA KQ

--

Print Composition - 41 - Distribuzione su #+ per zona di ricezione (1 o 5)

Finland 2017
SLOVENIJA (2017)

1	22	15	25	23	85
3	25	25	22	25	97

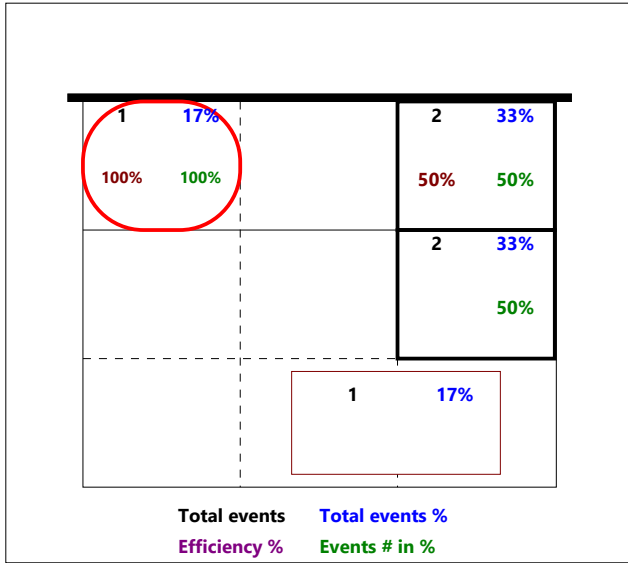
06/02/2017
19.00.00

2018 FIVB Volleyball World L.
Seoul(Korea)

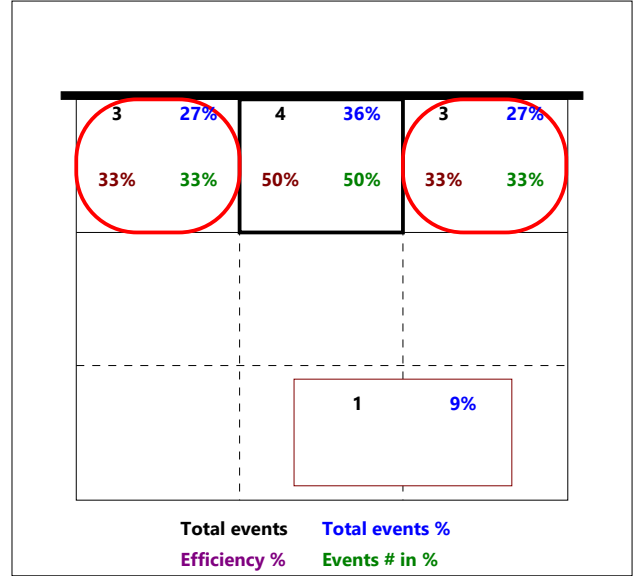
Pool A2 - Group 2-
M.

DISTRIBUZIONE PER ZONE DI RICEZIONE

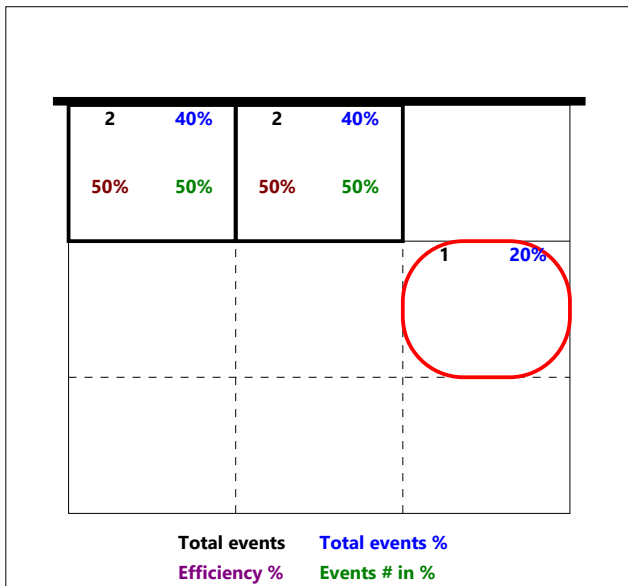
RICEZIONE BUONA DA ZONA 1



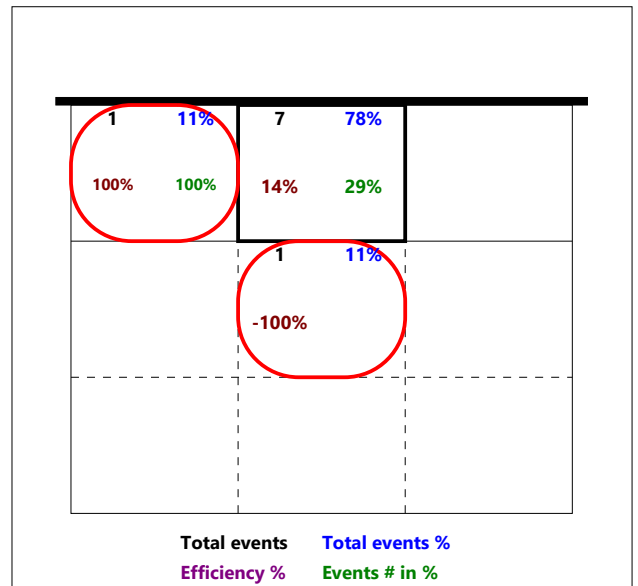
RICEZIONE BUONA DA ZONA 5




RICEZIONE BUONA DA ZONA 6-1



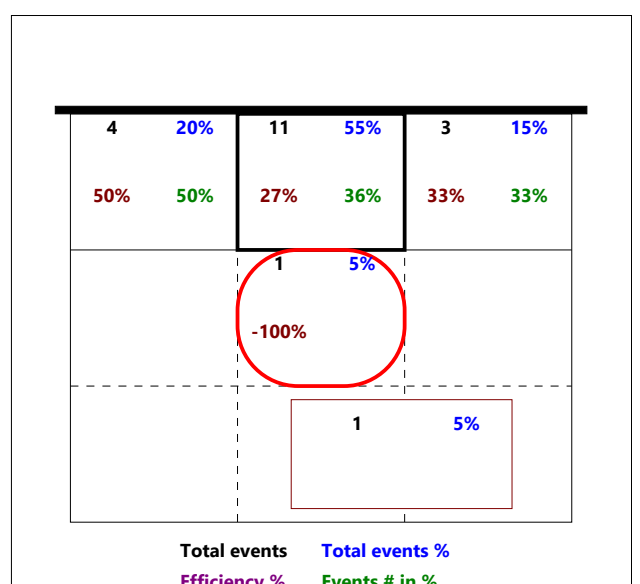
RICEZIONE BUONA DA ZONA 5-6



TOTALE DA ZONA 1



TOTALE DA ZONA 5

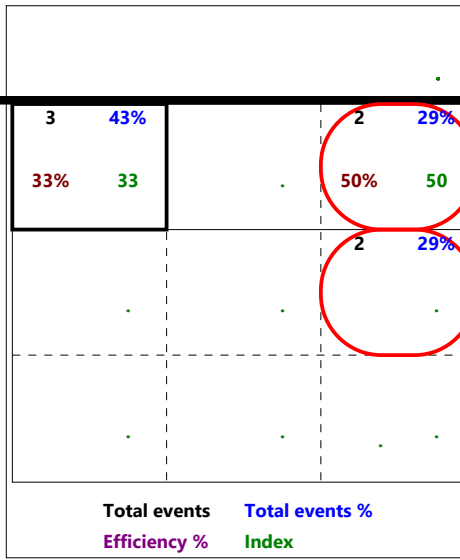
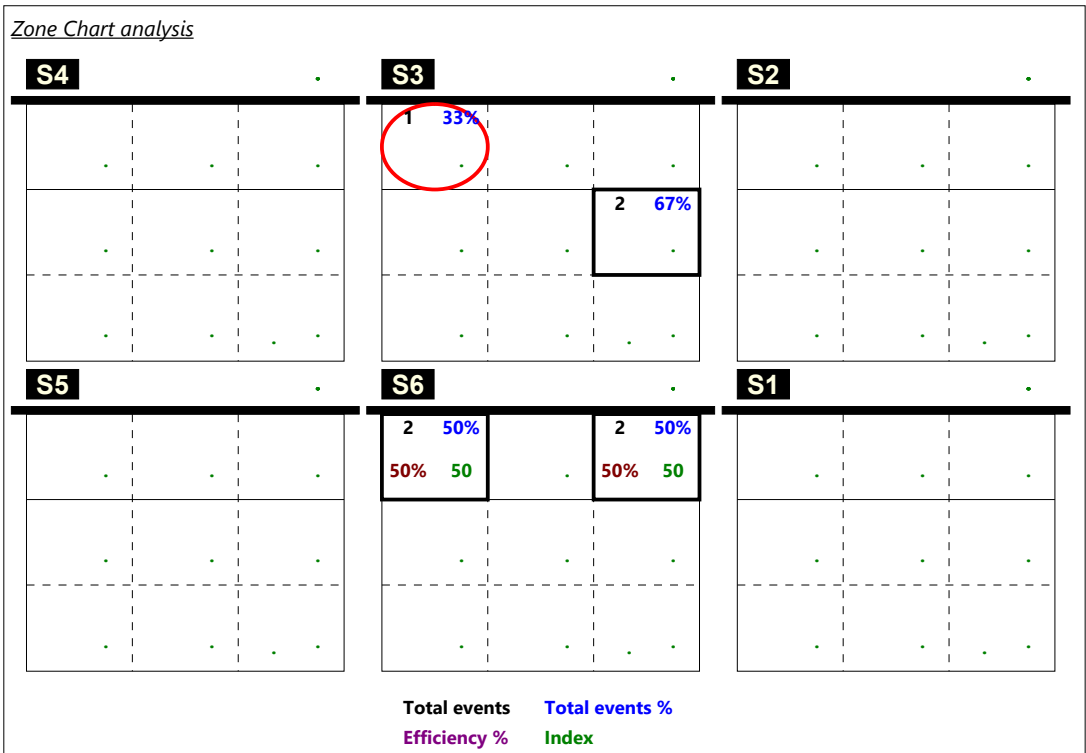


Print Composition - 42 - Distribuzione su ! per zona di ricezione (1 o 5)

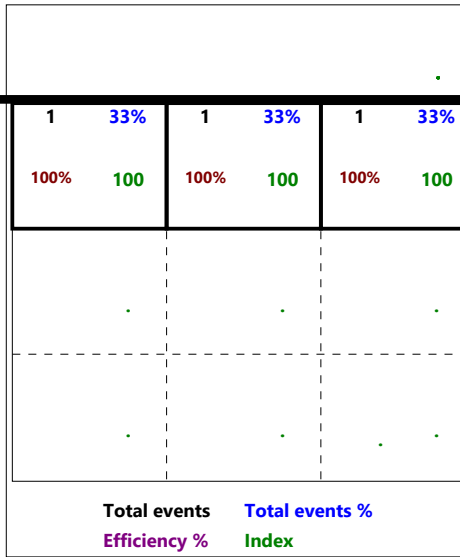
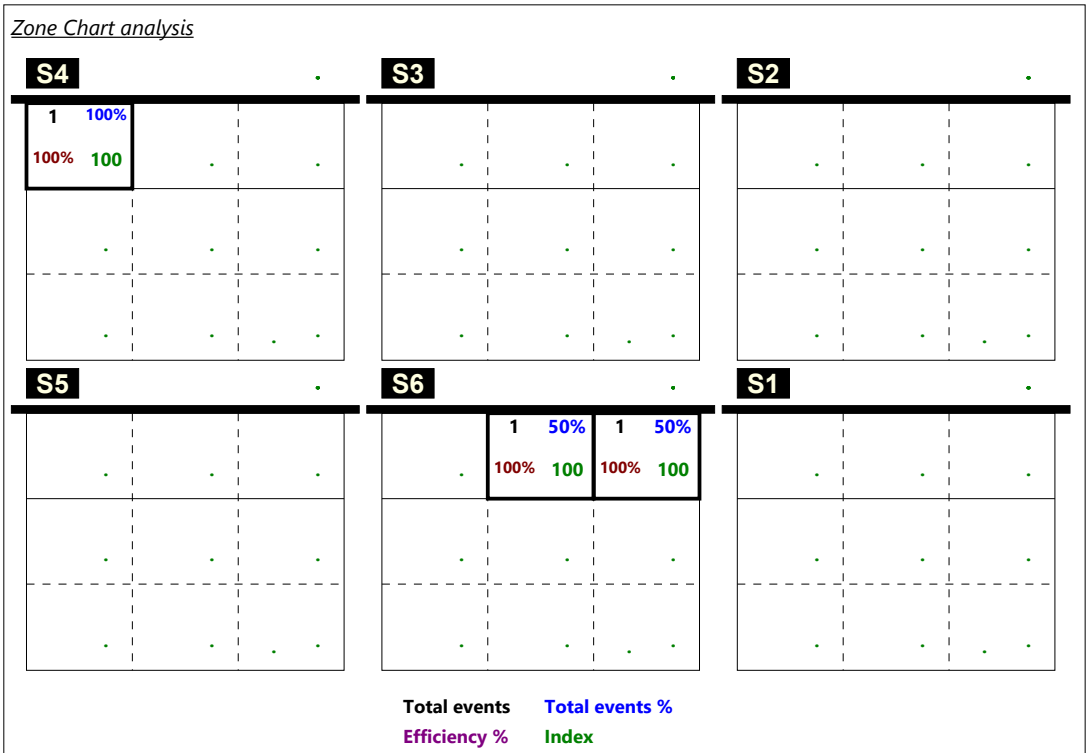
Finland 2017	1	22	15	25	23	85	06/02/2017	2018 FIVB Volleyball World L.	Pool A2 - Group 2-
SLOVENIJA (2017)	3	25	25	22	25	97	19.00.00	Seoul(Korea)	M.

DISTRIBUZIONE PER ZONE DI RICEZIONE

RICEZIONE ESCLAMATIVA IN ZONA 1



RICEZIONE ESCLAMATIVA IN ZONA 5

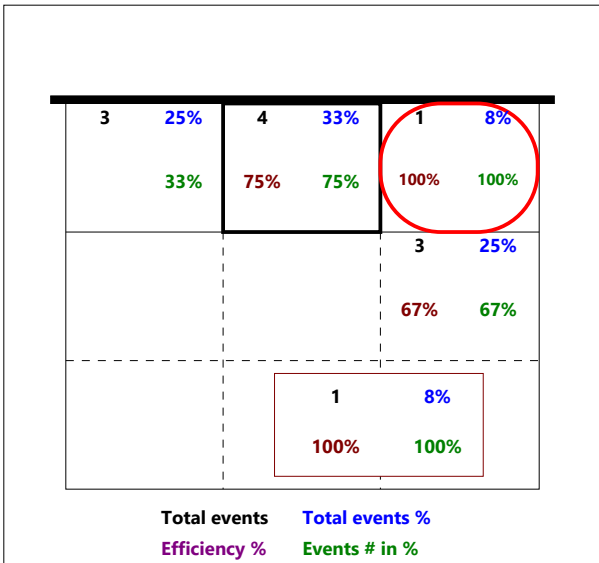


Print Composition - 43 - Distribuzione su #+ per zona di ricezione (6) e su battuta corta

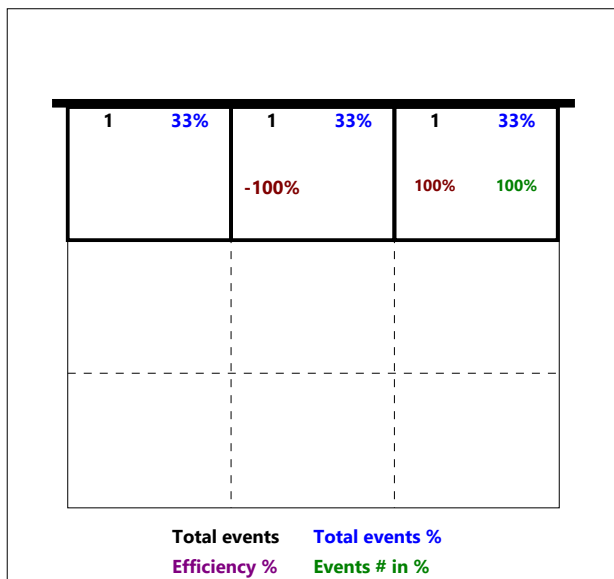
Finland 2017	1	22	15	25	23	85	06/02/2017	2018 FIVB Volleyball World L.	Pool A2 - Group 2-
SLOVENIJA (2017)	3	25	25	22	25	97	19.00.00	Seoul(Korea)	M.

DISTRIBUZIONE PER ZONE DI RICEZIONE


RICEZIONE BUONA DA ZONA 6




RICEZIONE CORTA TOTALE




RICEZIONE CORTA Z2



RICEZIONE CORTA Z3



RICEZIONE CORTA Z4



Print Composition - 44 - Distribuzione su ricezione regolare per rotazione

Finland 2017
SLOVENIJA (2017)

1	22	15	25	23	85
3	25	25	22	25	97

06/02/2017
19.00.00

2018 FIVB Volleyball World L.
Seoul(Korea)


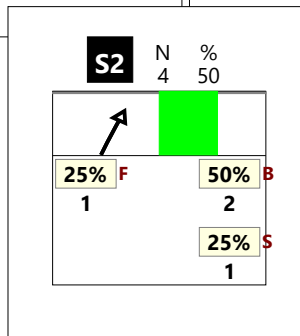
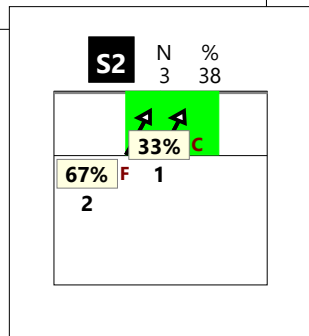
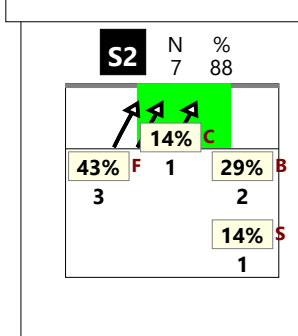

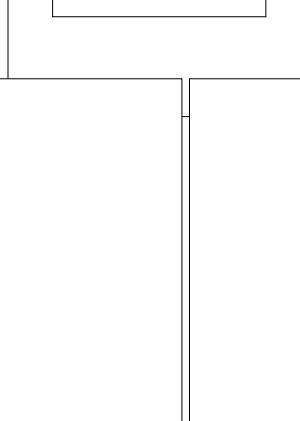
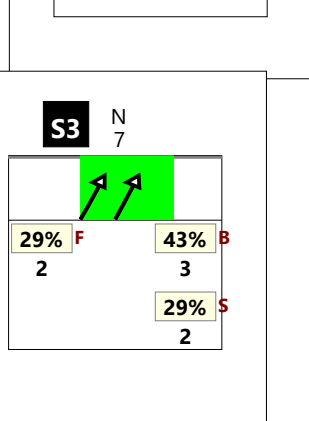
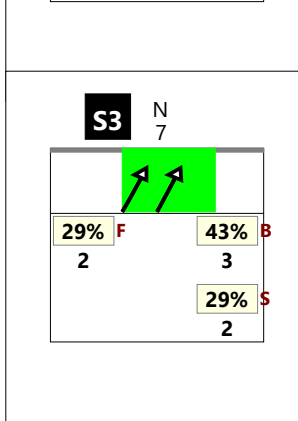

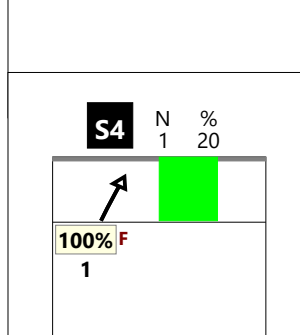
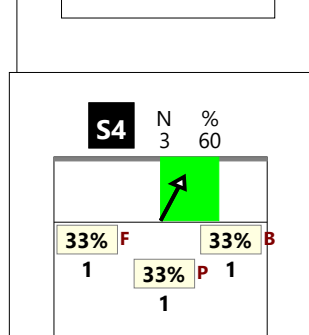
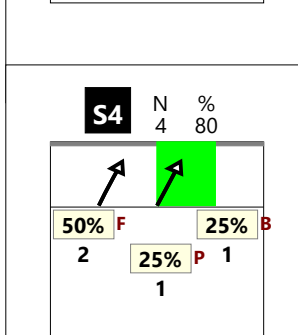


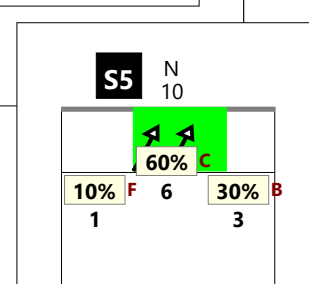
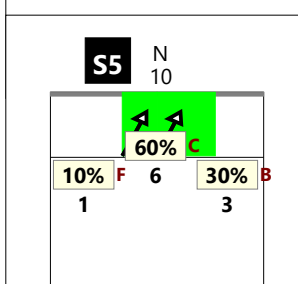
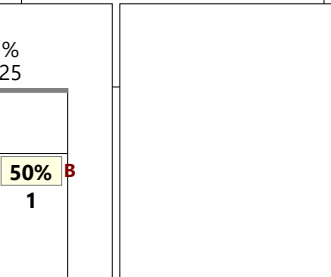
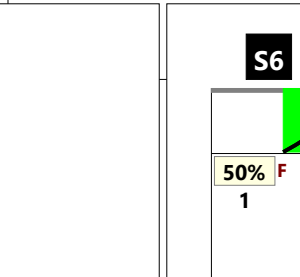
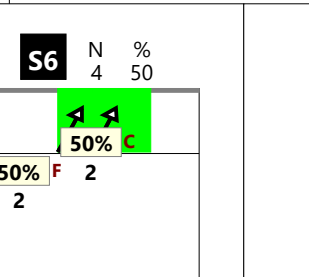
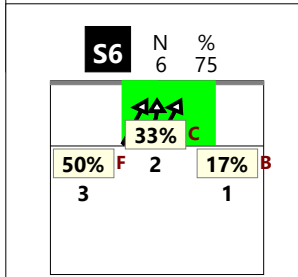

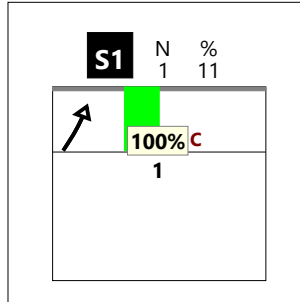
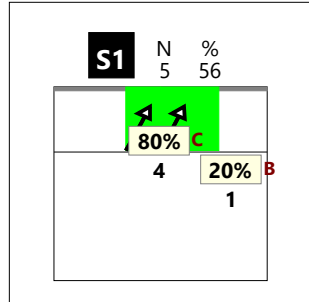
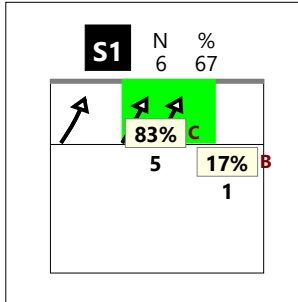
Pool A2 - Group 2-M.

Totale

Chiamata 1 (K1 + KH)

Chiamata 7 (K7 + KX)

Chiamata 2 (K2 + KW)



Finland 2017
SLOVENIJA (2017)

1	22	15	25	23	85
3	25	25	22	25	97

06/02/2017
19.00.00

2018 FIVB Volleyball World L.
Seoul(Korea)


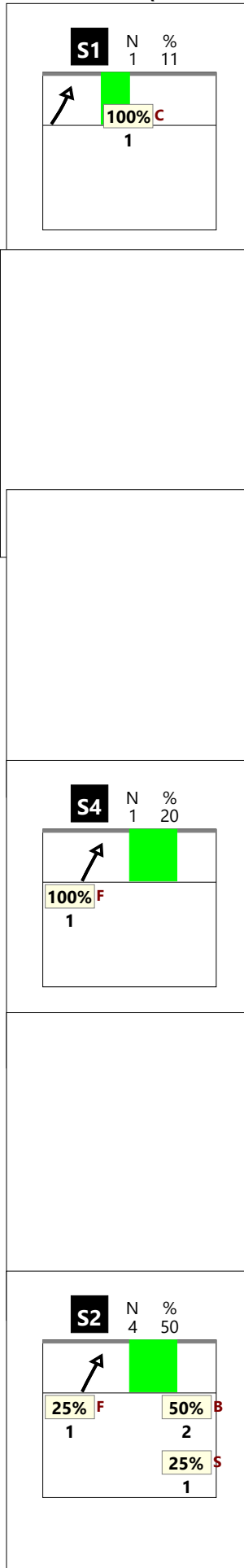
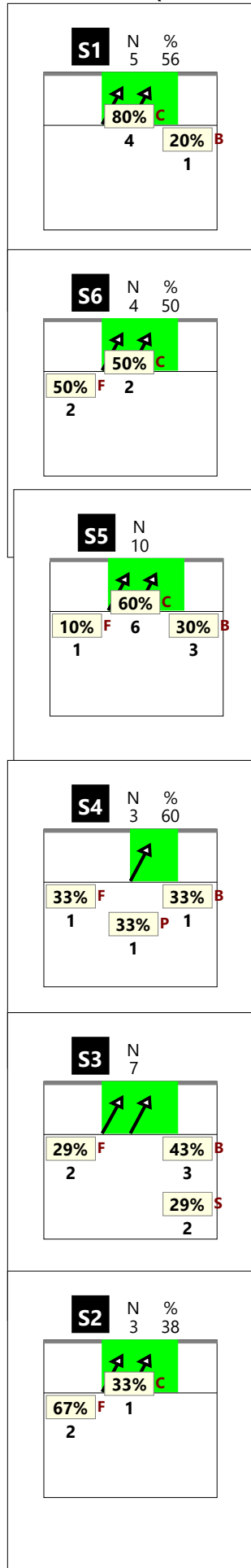
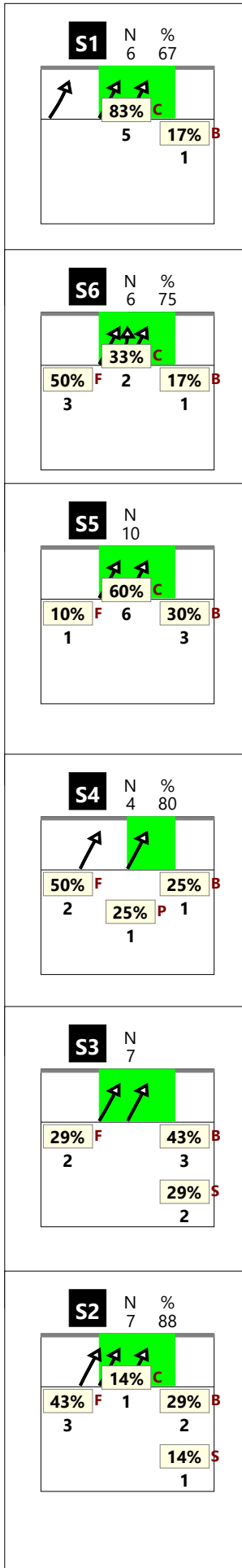
Pool A2 - Group 2-M.

Totale

Chiamata 1 (K1 + KH)

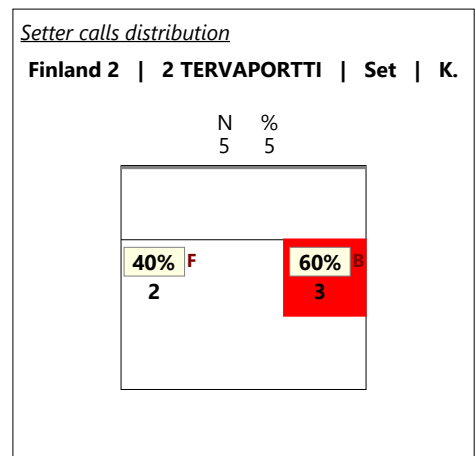


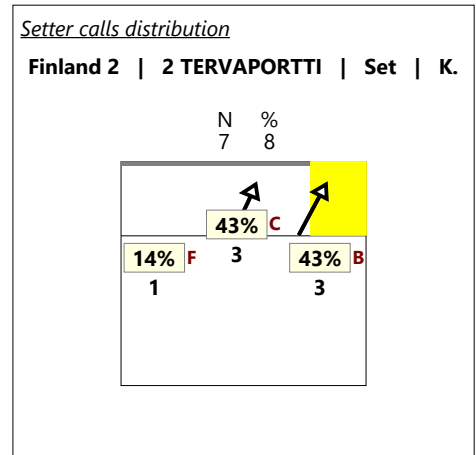

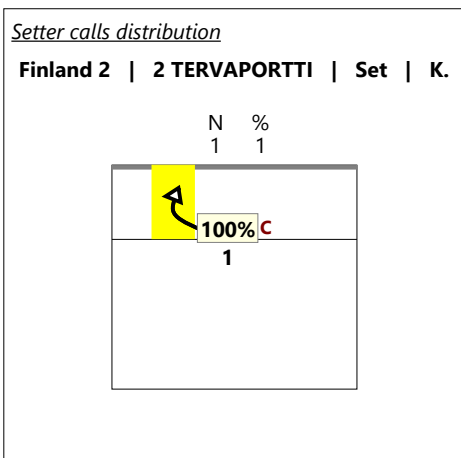
Chiamata 7 (K7 + KX)

Chiamata 2 (K2 + KW)

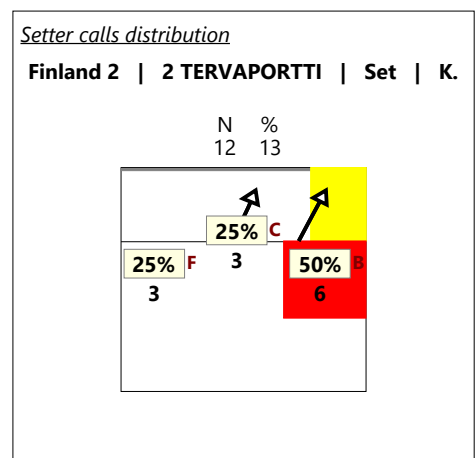
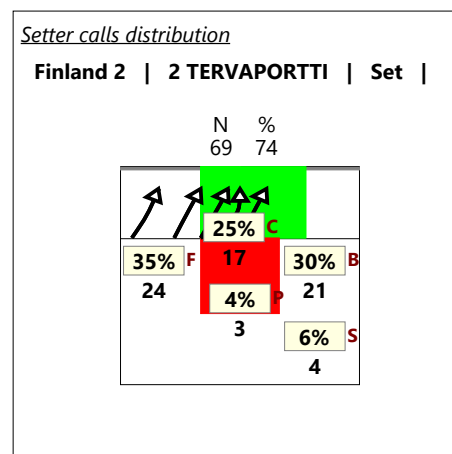
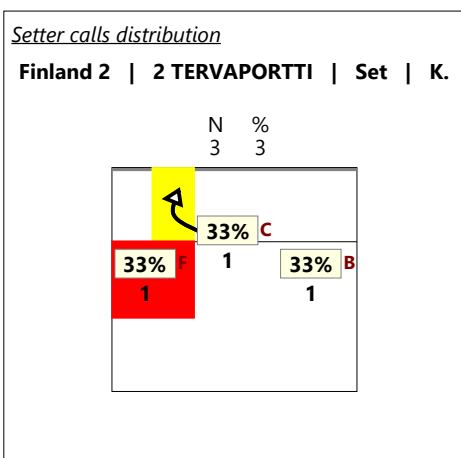


Finland 2017	1	22	15	25	23	85	06/02/2017	2018 FIVB Volleyball World L.	Pool A2 - Group 2-
SLOVENIJA (2017)	3	25	25	22	25	97	19.00.00	Seoul(Korea)	M.

Distribuzione per zone di alzata (cambio palla)



*solo zona centrale

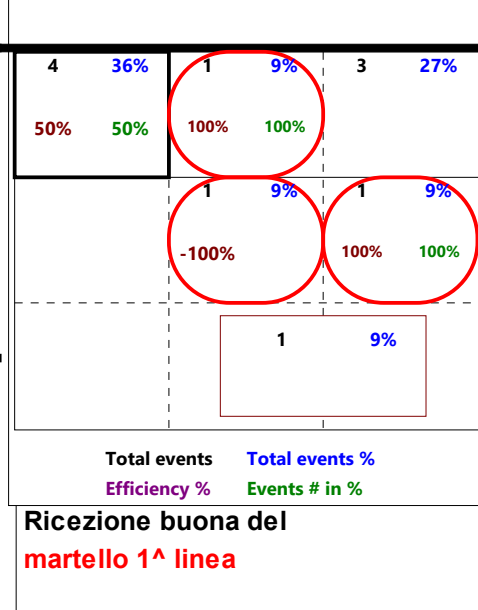
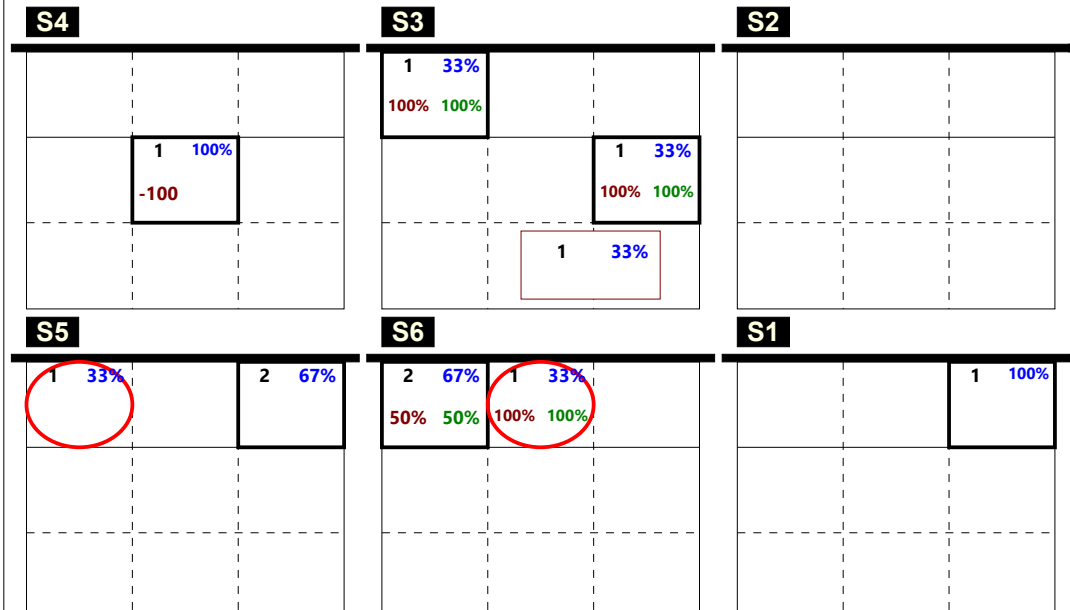


*solo zona centrale

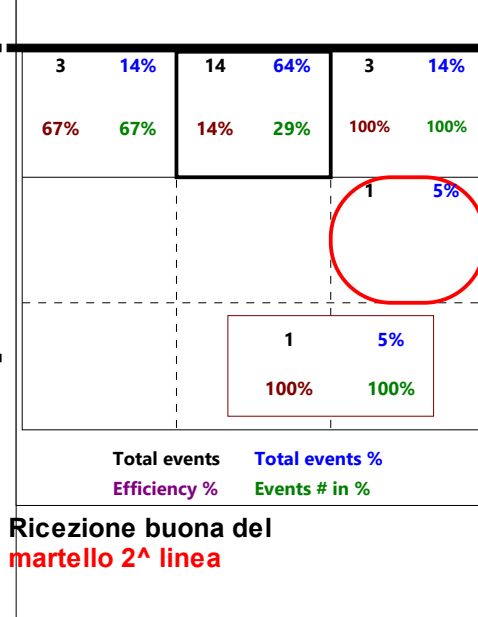
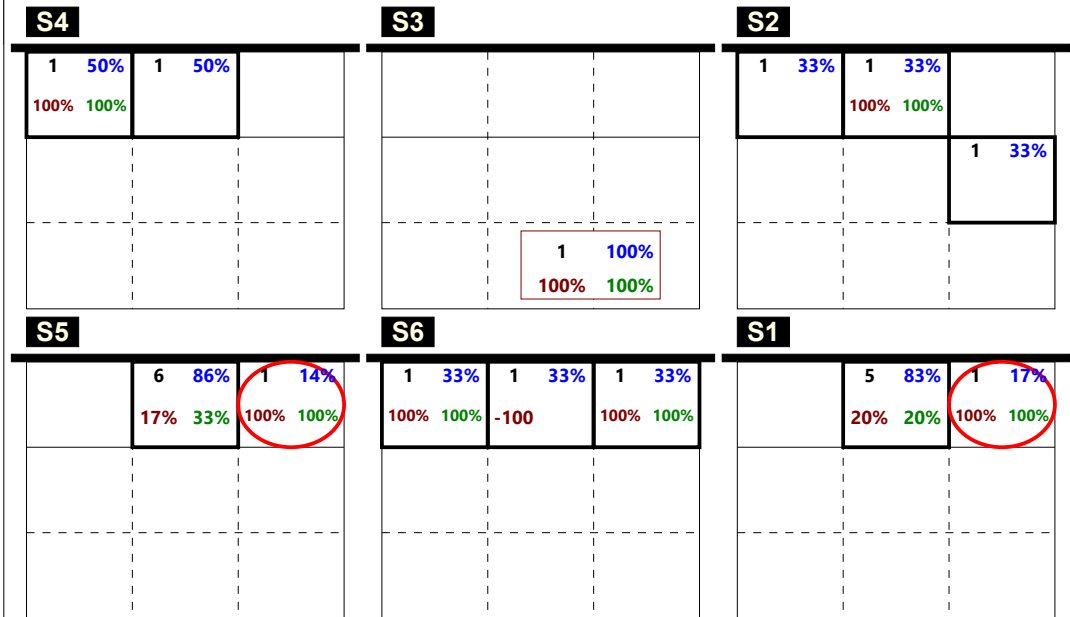
Print Composition - 47 - Distribuzione per ruolo del ricettore

Finland 2017	1	22	15	25	23	85	06/02/2017	2018 FIVB Volleyball World L.	Pool A2 - Group 2-M.
SLOVENIJA (2017)	3	25	25	22	25	97	19.00.00	Seoul(Korea)	



Zone Chart analysis



Zone Chart analysis



Zone Chart analysis



Print Composition - 48 - Distribuzione in contrattacco

Finland 2017
SLOVENIJA (2017)

1	22	15	25	23	85
3	25	25	22	25	97

06/02/2017
19.00.00

2018 FIVB Volleyball World L.
Seoul(Korea)

Pool A2 - Group 2-
M.

Chiamata 1 (K1 + KH)

Chiamata 7 (K7 + KX)

Chiamata 2 (K2 + KW)

Chiamata CC (KD + KJ)

Verso 2

Verso 4

Staccata