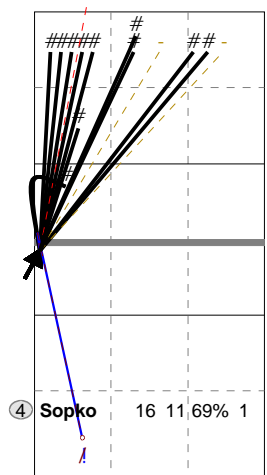


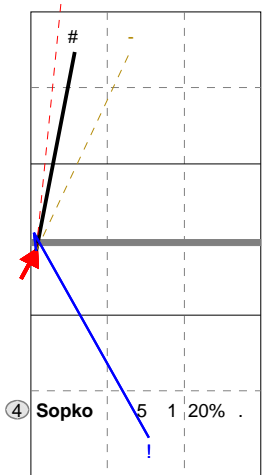
Total Direction Chart analysis

Slovakia | 4 Sopko | Atk after Rec | AND[~~~AO,6]

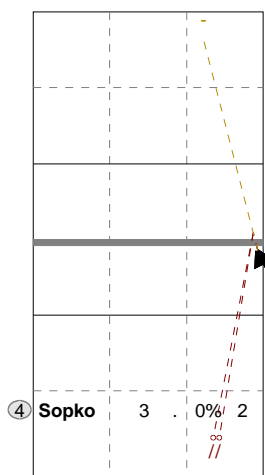
X5	Ind. *E% N # #% = /	V5	Ind. *E% N # #% = /	X6	Ind. *E% N # #% = /	XP	Ind. *E% N # #% = /	V9	Ind. *E% N # #% = /
	8 56% 16 11 69% 1 1		3 5 1 20% 1 0		2 -67 3 0 0% 0 2		10 100 2 2 100 0 0		8 50% 2 1 50% 0 0



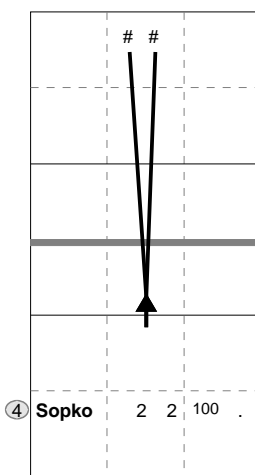
H: 94%(15) P: (0) T: 6%(1)



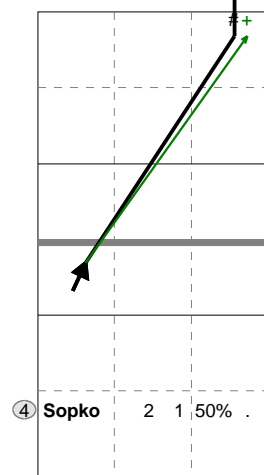
H: 100%(5) P: (0) T: (0)



H: 100%(3) P: (0) T: (0)



H: 100%(2) P: (0) T: (0)

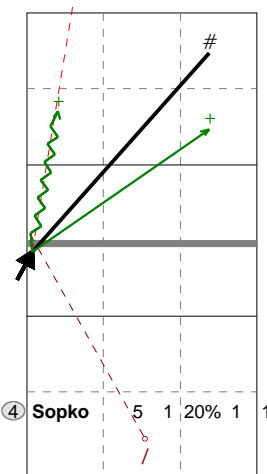


H: 100%(2) P: (0) T: (0)

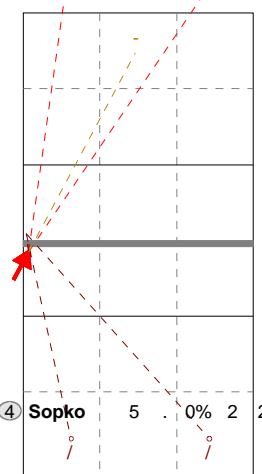
Total Direction Chart analysis

Slovakia | 4 Sopko | Transition | AND[~~~AO,6]

X5	Ind. *E% N # #% = /	V5	Ind. *E% N # #% = /
	4 -20 5 1 20% 1 1		1 -80 5 0 0% 2 2



H: 60%(3) P: 20%(1) T: (0)



H: 100%(5) P: (0) T: (0)

Ind. *E% N # #%	= /
5 51% 45 6 13% 7 1	

