

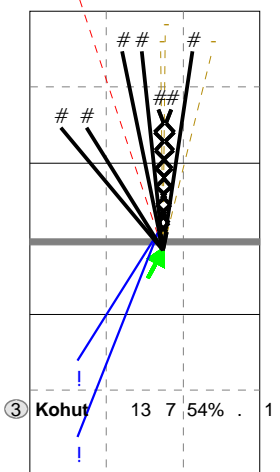
Total Direction Chart analysis

Slovakia | 3 Kohut | Atk after Rec | Setter in 1,5,4,2

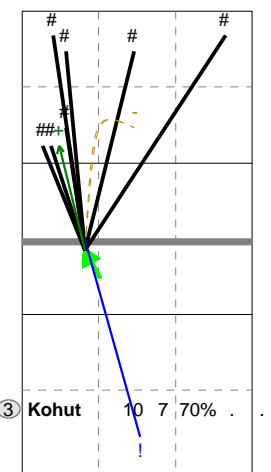
X1	Ind.	*E%	N	#	#%	=	/
	7	46%	13	7	54%	1	0

X7	Ind.	*E%	N	#	#%	=	/
	8	70%	10	7	70%	0	0

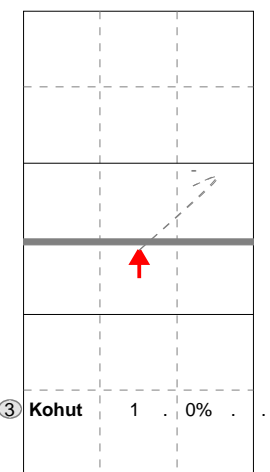
V3	Ind.	*E%	N	#	#%	=	/
	5	.	1	0	0%	0	0



H: 85%(11) P: 15%(2) T: (0)



H: 90%(9) P: (0) T: 10%(1)



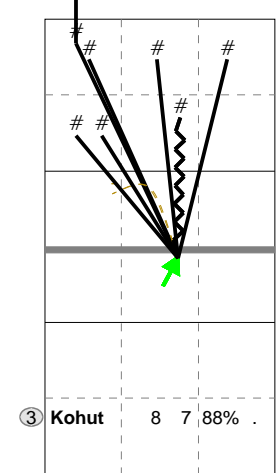
H: (0) P: (0) T: 100%(1)

Total Direction Chart analysis

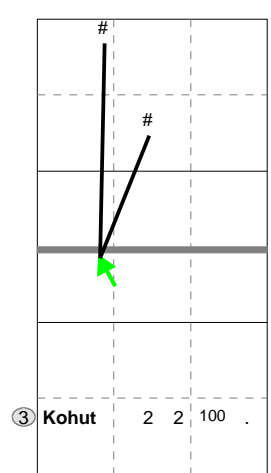
Slovakia | 3 Kohut | Transition | AND[*~~AO,6][~~~AM,6][~~~AH,6]

X1	Ind.	*E%	N	#	#%	=	/
	9	88%	8	7	88%	0	0

X7	Ind.	*E%	N	#	#%	=	/
	10	100	2	2	100	0	0



H: 75%(6) P: 12%(1) T: 12%(1)

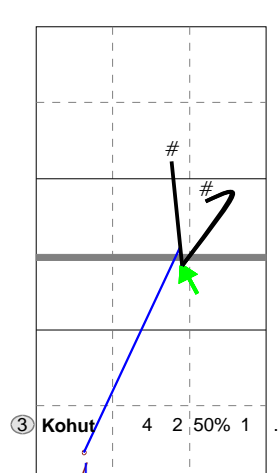


H: 100%(2) P: (0) T: (0)

Total Direction Chart analysis


Slovakia | 3 Kohut | Atk after Rec | Setter in 6,3

X2	Ind.	*E%	N	#	#%	=	/
	5	25%	4	2	50%	0	1

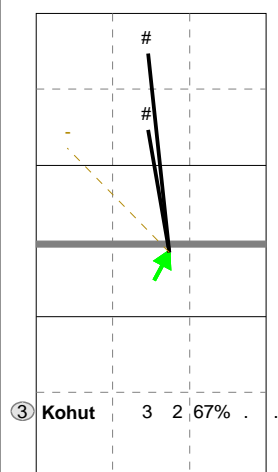


H: 75%(3) P: (0) T: 25%(1)

Ind.	*E%	N	=	#%	#	/
4	19%	64	20	31%	6	0



X1	Ind.	*E%	N	#	#%	=	/
	8	67%	3	2	67%	0	0



H: 100%(3) P: (0) T: (0)