

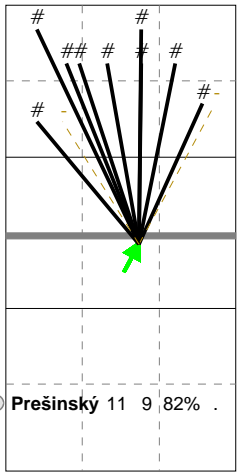
Total Direction Chart analysis

SLOVAKIA | 3 Prešinský | Atk after Rec | Setter in 1,5,4,2

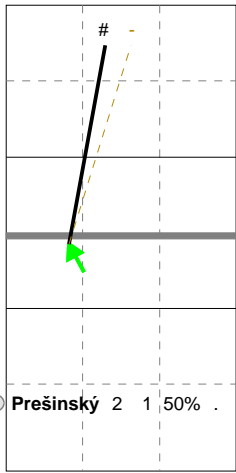
X1	Ind.	*E%	N	#	#%	=	/
	9	82%	11	9	82%	0	0

X7	Ind.	*E%	N	#	#%	=	/
	8	50%	2	1	50%	0	0

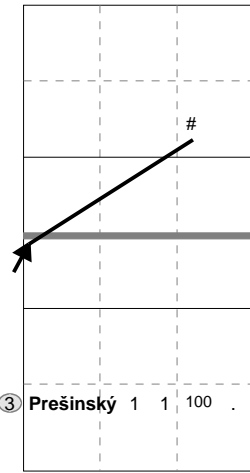
X5	Ind.	*E%	N	#	#%	=	/
	10	100	1	1	100	0	0



H: 100%(11) P: (0) T: (0)



H: 100%(2) P: (0) T: (0)



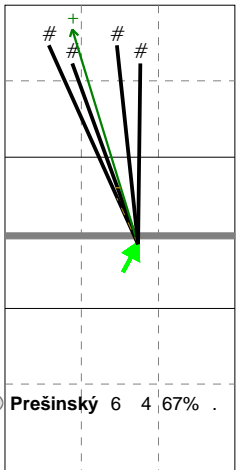
H: 100%(1) P: (0) T: (0)

Total Direction Chart analysis

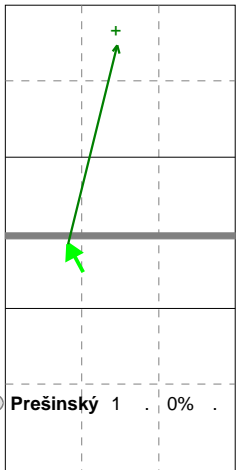
SLOVAKIA | 3 Prešinský | Transition | AND[*--AO,6][---AM,6][---AH,6]

X1	Ind.	*E%	N	#	#%	=	/
	8	67%	6	4	67%	0	0

X7	Ind.	*E%	N	#	#%	=	/
	5	.	1	0	0%	0	0



H: 100%(6) P: (0) T: (0)

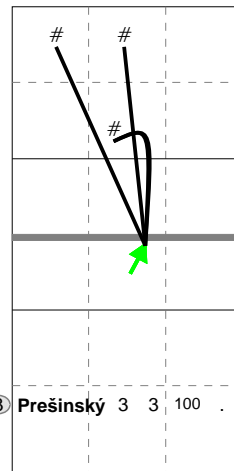


H: 100%(1) P: (0) T: (0)

Total Direction Chart analysis

SLOVAKIA | 3 Prešinský | Atk after Rec | Setter in 6,3

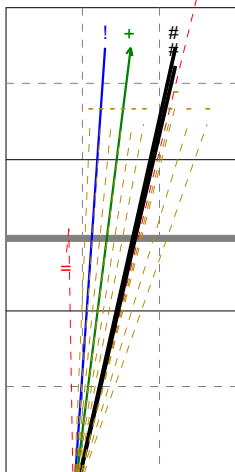
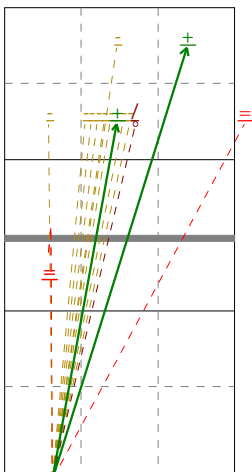
X1	Ind.	*E%	N	#	#%	=	/
	10	100	3	3	100	0	0



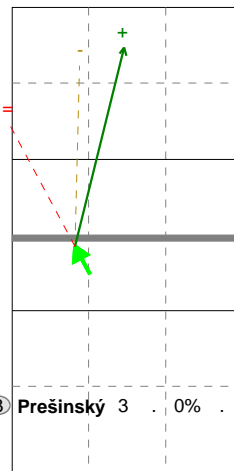
H: 67%(2) P: (0) T: 33%(1)

Ind.	*E%	N	=	#%	#	/
4	.	16	3	19%	0	1

Ind.	*E%	N	=	#%	#	/
4	12%	16	2	12%	2	0



X7	Ind.	*E%	N	#	#%	=	/
	3	-33	3	0	0%	1	0



H: 100%(3) P: (0) T: (0)