

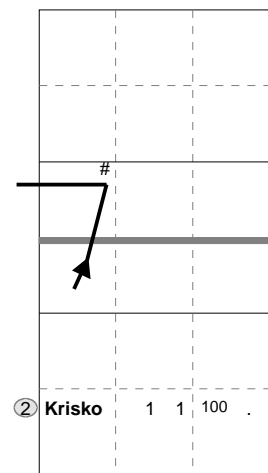
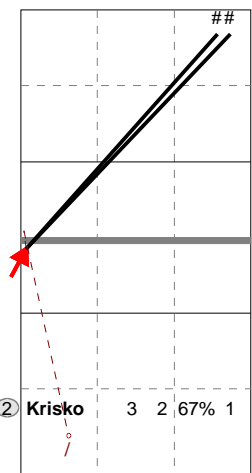
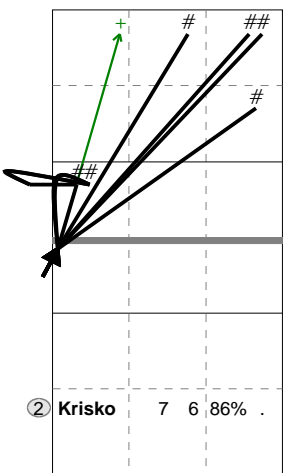
Total Direction Chart analysis

Slovakia | 2 Krisko | Atk after Rec | AND[~~~AO,6]

X5	Ind.	*E%	N	#	#%	=	/
	9	86%	7	6	86%	0	0

V5	Ind.	*E%	N	#	#%	=	/
	7	33%	3	2	67%	0	1

V9	Ind.	*E%	N	#	#%	=	/
	10	100%	1	1	100%	0	0



H: 86%(6) P: (0) T: 14%(1)

H: 100%(3) P: (0) T: (0)

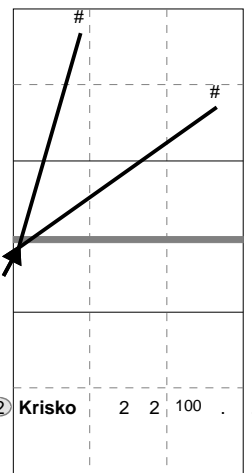
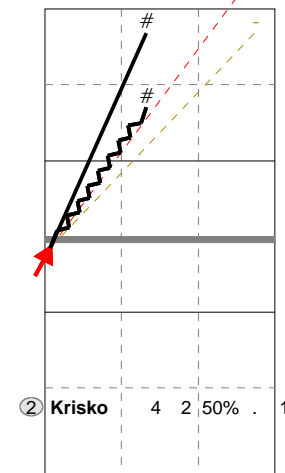
H: 100%(1) P: (0) T: (0)

Total Direction Chart analysis

Slovakia | 2 Krisko | Transition | AND[~~~AO,6]

V5	Ind.	*E%	N	#	#%	=	/
	6	25%	4	2	50%	1	0

X5	Ind.	*E%	N	#	#%	=	/
	10	100%	2	2	100%	0	0



H: 75%(3) P: 25%(1) T: (0)

H: 100%(2) P: (0) T: (0)

Ind.	*E%	N	=	#	/
5	28%	18	5	28%	7
					0

