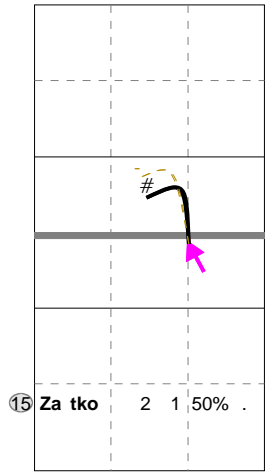


Total Direction Chart analysis

SLOVAKIA | 15 Za tko | Atk after Rec

PP	Ind.	*E%	N	#	#%	=	/
	8	50%	2	1	50%	0	0

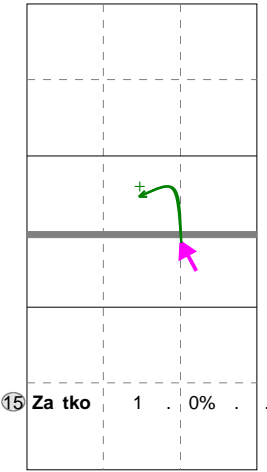


H: (0) P: (0) T: 100%(2)

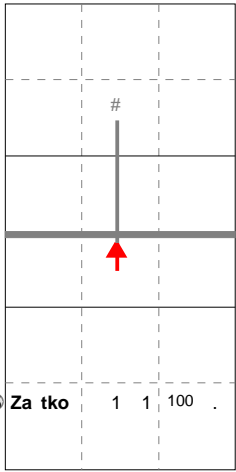
Total Direction Chart analysis

SLOVAKIA | 15 Za tko | Transition

PP	Ind.	*E%	N	#	#%	=	/	PR	Ind.	*E%	N	#	#%	=	/
	5		1	0	0%	0	0		10	100	1	1	100	0	0



H: (0) P: (0) T: 100%(1)



H: 100%(1) P: (0) T: (0)

Ind.	*E%	N	=	#%	#	/	Ind.	*E%	N	=	#%	#	/	Ind.	*E%	N	=	#%	#	/
4	30%	20	3	15%	0	0	5	100	3	0	0%	0	0	2	50%	2	0	0%	0	0

