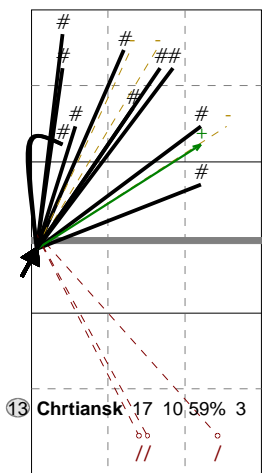


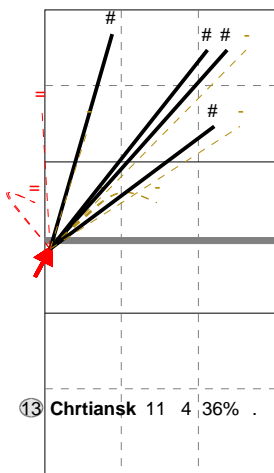
Total Direction Chart analysis

SLOVAKIA | 13 Chrtiansky | Atk after Rec | AND[---AO,6]

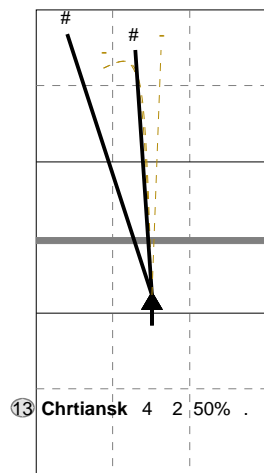
**X5** Ind. \*E% N # #% = / 7 41% 17 10 59% 0 / 3  
**V5** Ind. \*E% N # #% = / 6 18% 11 4 36% 2 / 0  
**XP** Ind. \*E% N # #% = / 8 50% 4 2 50% 0 / 0  
**V9** Ind. \*E% N # #% = / 5 . 4 0 0% 0 / 0  
**VP** Ind. \*E% N # #% = / 5 . 1 0 0% 0 / 0



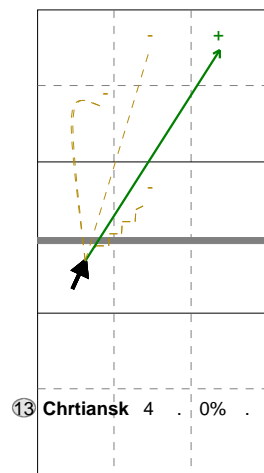
H: 94%(16) P: (0) T: 6%(1)



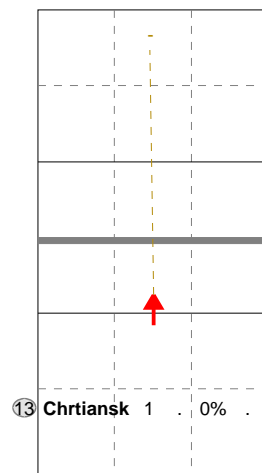
H: 82%(9) P: (0) T: 18%(2)



H: 75%(3) P: (0) T: 25%(1)



H: 50%(2) P: 25%(1) T: 25%(1)

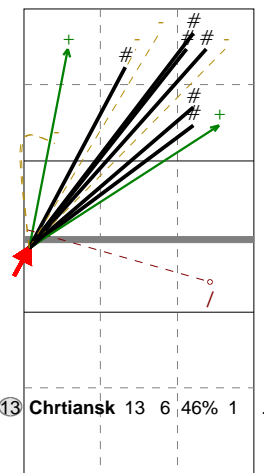


H: 100%(1) P: (0) T: (0)

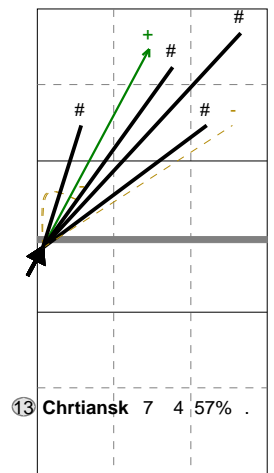
Total Direction Chart analysis

SLOVAKIA | 13 Chrtiansky | Transition | AND[---AO,6]

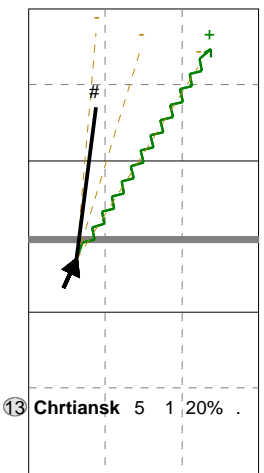
**V5** Ind. \*E% N # #% = / 7 38% 13 6 46% 0 / 1  
**X5** Ind. \*E% N # #% = / 8 57% 7 4 57% 0 / 0  
**V9** Ind. \*E% N # #% = / 6 20% 5 1 20% 0 / 0  
**XP** Ind. \*E% N # #% = / . -100 1 0 0% 1 / 0



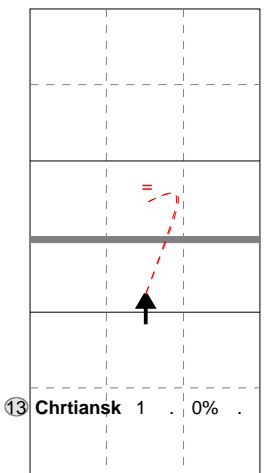
H: 92%(12) P: (0) T: 8%(1)



H: 86%(6) P: (0) T: 14%(1)



H: 80%(4) P: 20%(1) T: (0)



H: (0) P: (0) T: 100%(1)

Ind. \*E% N # #% = / 3 -12 34 11 32% 3 / 0  
 Ind. \*E% N # #% = / 5 33% 3 0 0% 0 / 0  
 Ind. \*E% N # #% = / . -100 1 1 100 0 / 0

