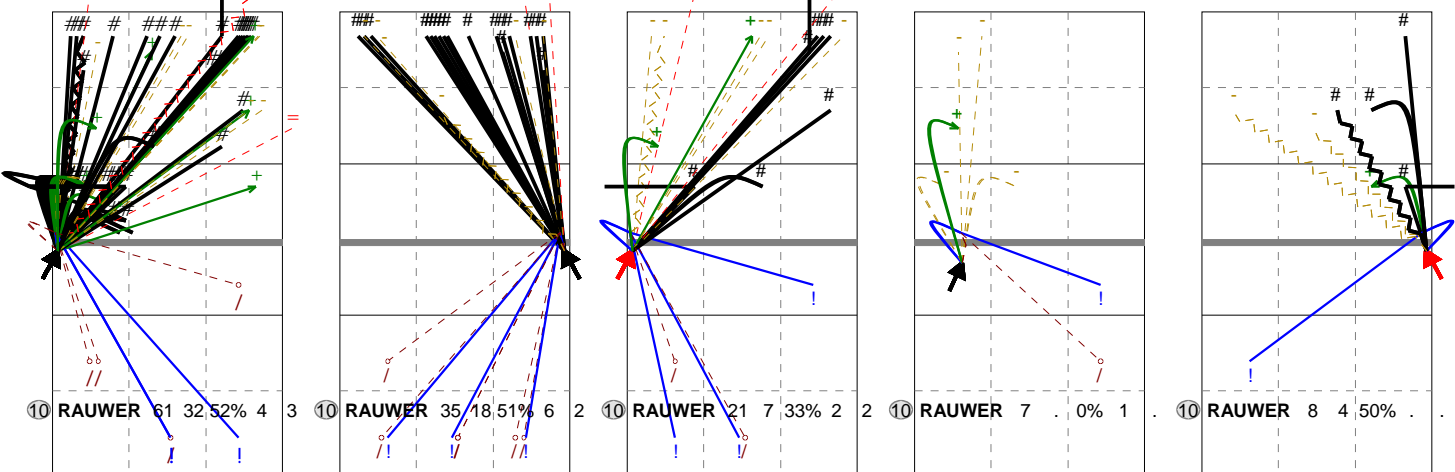


Total Direction Chart analysis

NETHERLANDS 2015 | 10 RAUWERDINK | Atk after Rec | AND[~--AO,6]

X5 Ind. *E% N # #% = / 7 41% 61 32 52% 3 / 4 **X6** Ind. *E% N # #% = / 6 29% 35 18 51% 2 / 6 **V5** Ind. *E% N # #% = / 5 14% 21 7 33% 2 / 2 **V9** Ind. *E% N # #% = / 4 -14 7 0 0% 0 / 1 **V6** Ind. *E% N # #% = / 7 50% 8 4 50% 0 / 0

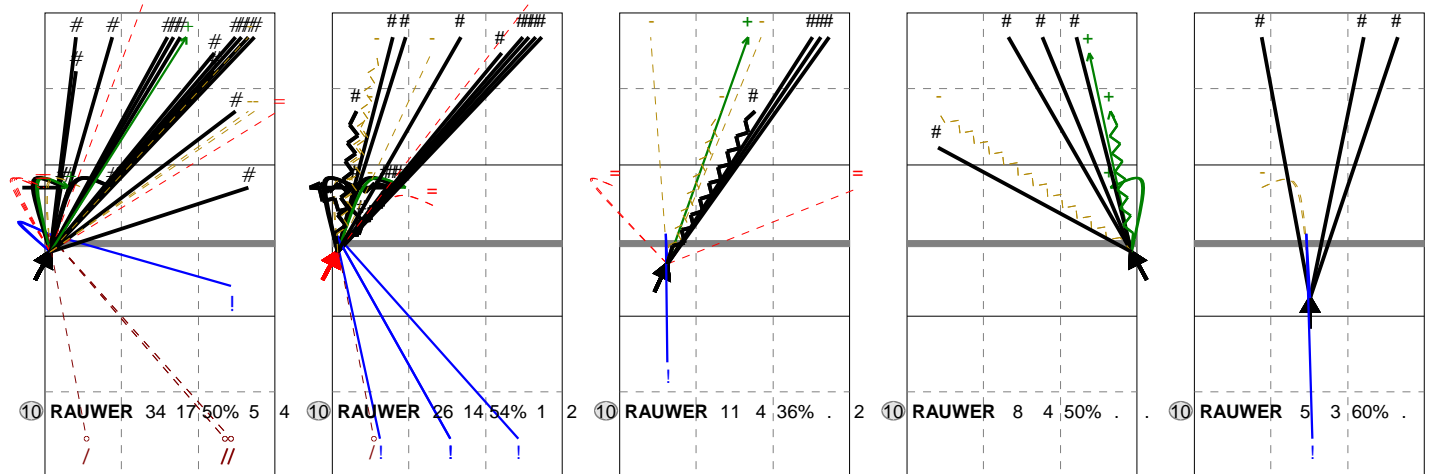


H: 74%(45) P: 3%(2) T: 23%(14) H: 94%(33) P: 6%(2) T: (0) H: 76%(16) P: 10%(2) T: 14%(3) H: 29%(2) P: 14%(1) T: 57%(4) H: 25%(2) P: 38%(3) T: 38%(3)

Total Direction Chart analysis

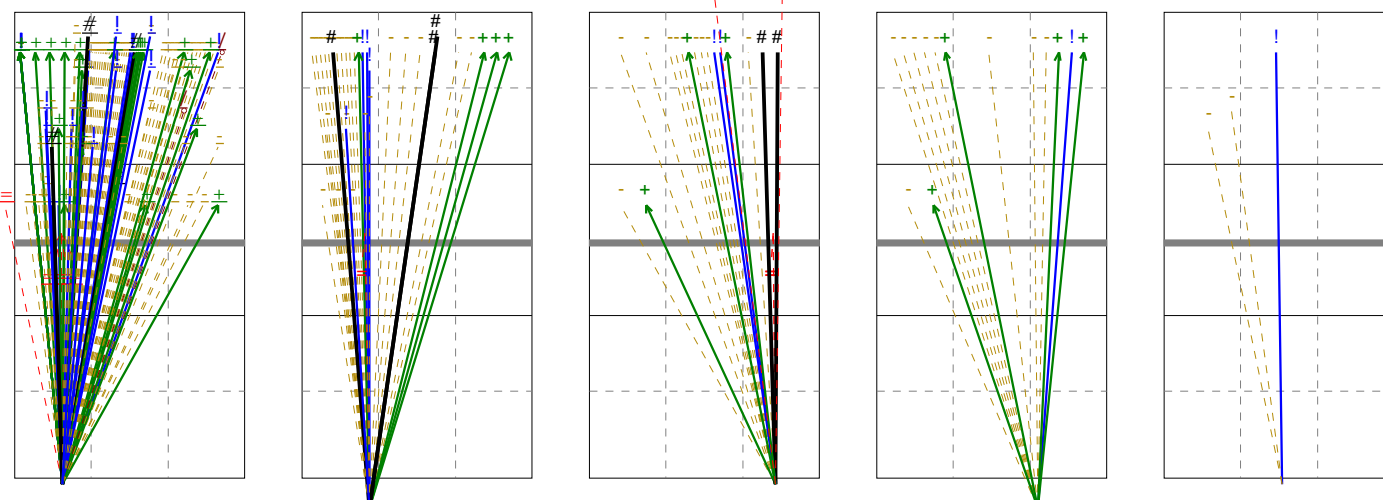
NETHERLANDS 2015 | 10 RAUWERDINK | Transition | AND[~--AO,6]

X5 Ind. *E% N # #% = / 6 24% 34 17 50% 4 / 5 **V5** Ind. *E% N # #% = / 6 42% 26 14 54% 2 / 1 **V9** Ind. *E% N # #% = / 5 18% 11 4 36% 2 / 0 **X6** Ind. *E% N # #% = / 8 50% 8 4 50% 0 / 0 **XP** Ind. *E% N # #% = / 7 60% 5 3 60% 0 / 0



H: 79%(27) P: (0) T: 21%(7) H: 62%(16) P: 19%(5) T: 19%(5) H: 73%(8) P: 18%(2) T: 9%(1) H: 62%(5) P: 25%(2) T: 12%(1) H: 80%(4) P: (0) T: 20%(1)

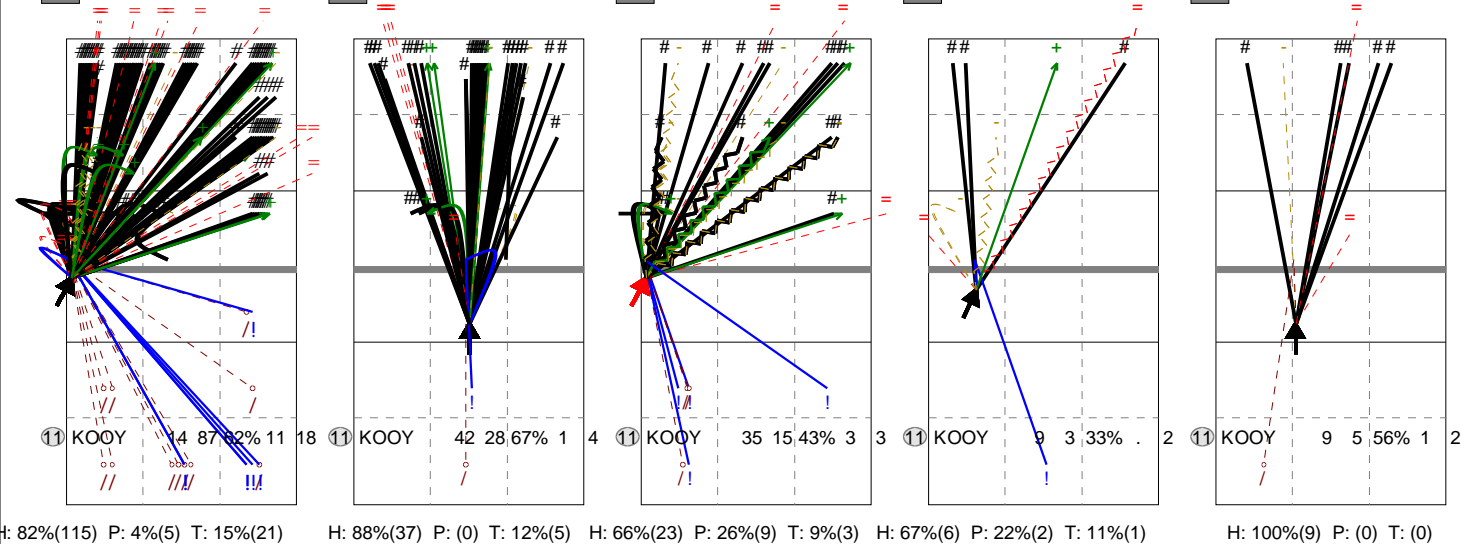
Ind. *E% N # #% = / 4 27% 16 6 4% 4 / 2 Ind. *E% N # #% = / 4 28% 36 1 3% 3 / 0 Ind. *E% N # #% = / 4 14% 22 4 18% 2 / 0 Ind. *E% N # #% = / 5 33% 15 0 0% 0 / 0 Ind. *E% N # #% = / 3 33% 3 0 0% 0 / 0



Total Direction Chart analysis

NETHERLANDS 2015 | 11 KOOY | Atk after Rec | AND[~~~AO,6]

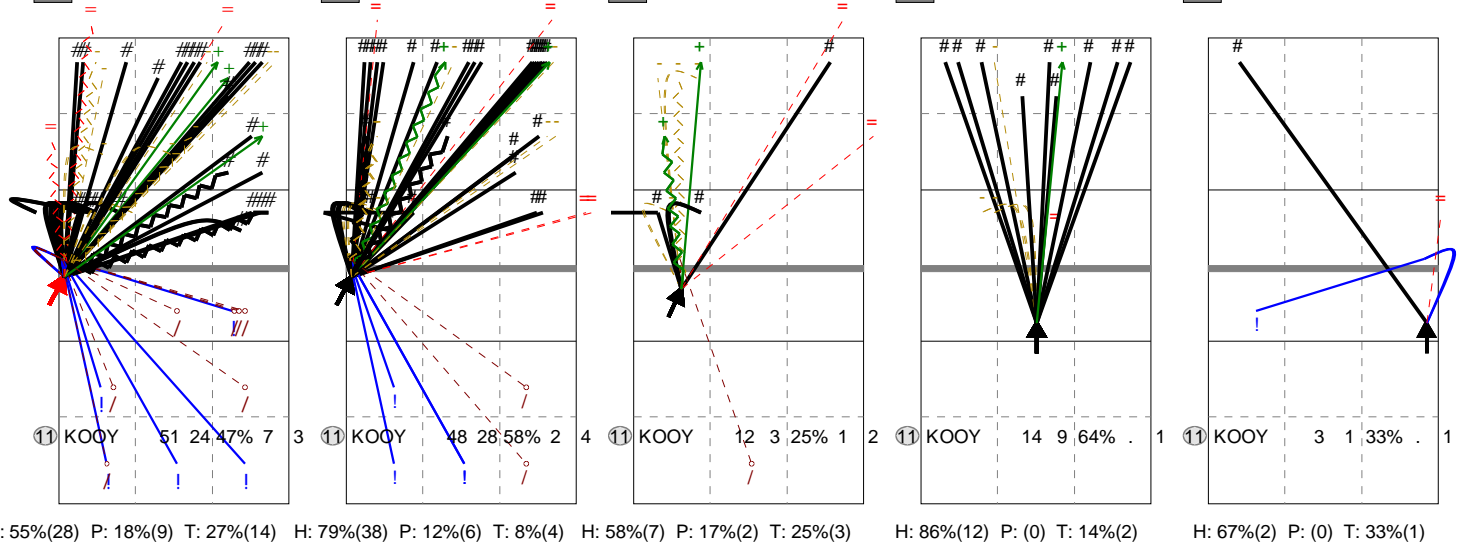
X5 Ind. *E% N # #% = / 7 41% 14 87 62% 18 11 XP Ind. *E% N # #% = / 8 55% 42 28 67% 4 1 V5 Ind. *E% N # #% = / 6 26% 35 15 43% 3 3 V9 Ind. *E% N # #% = / 5 11% 9 3 33% 2 0 XR Ind. *E% N # #% = / 6 22% 9 5 56% 2 1



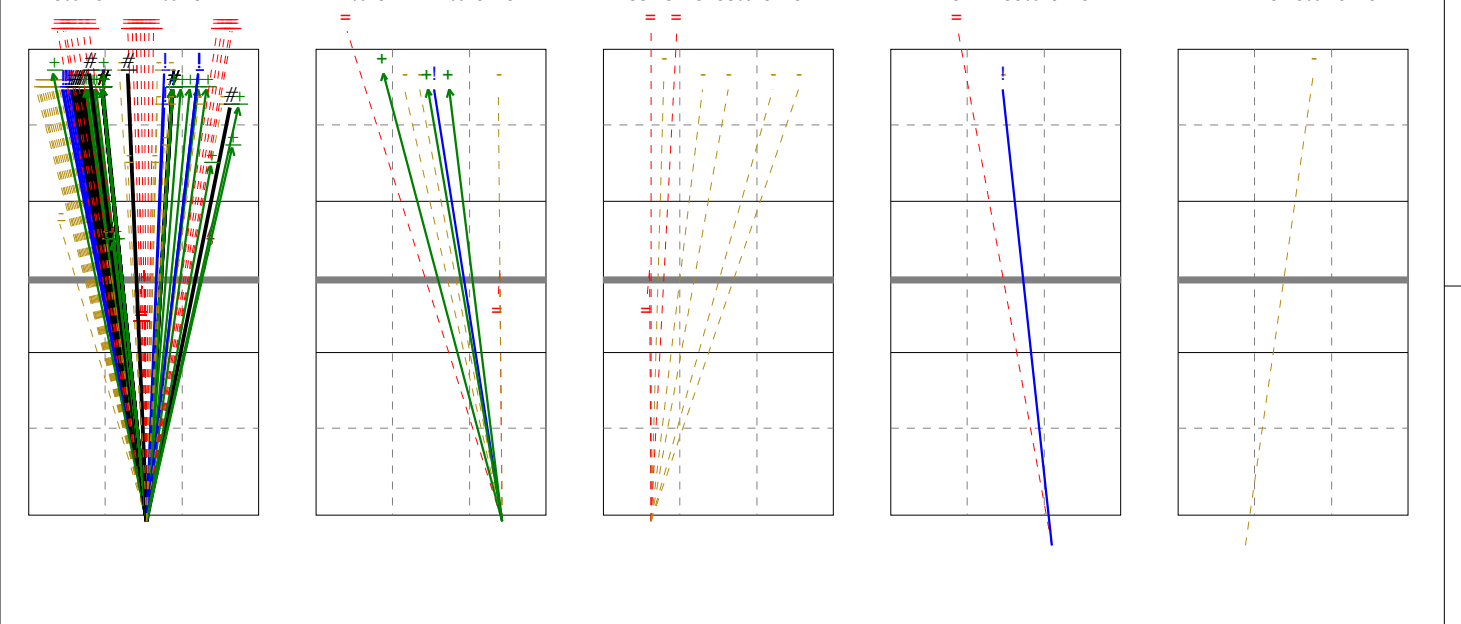
Total Direction Chart analysis

NETHERLANDS 2015 | 11 KOOY | Transition | AND[~~~AO,6]

V5 Ind. *E% N # #% = / 6 27% 51 24 47% 3 7 X5 Ind. *E% N # #% = / 7 46% 48 28 58% 4 2 V9 Ind. *E% N # #% = / 5 12 3 25% 2 1 XP Ind. *E% N # #% = / 8 57% 14 9 64% 1 0 X8 Ind. *E% N # #% = / 3 1 3 1 33% 1 0



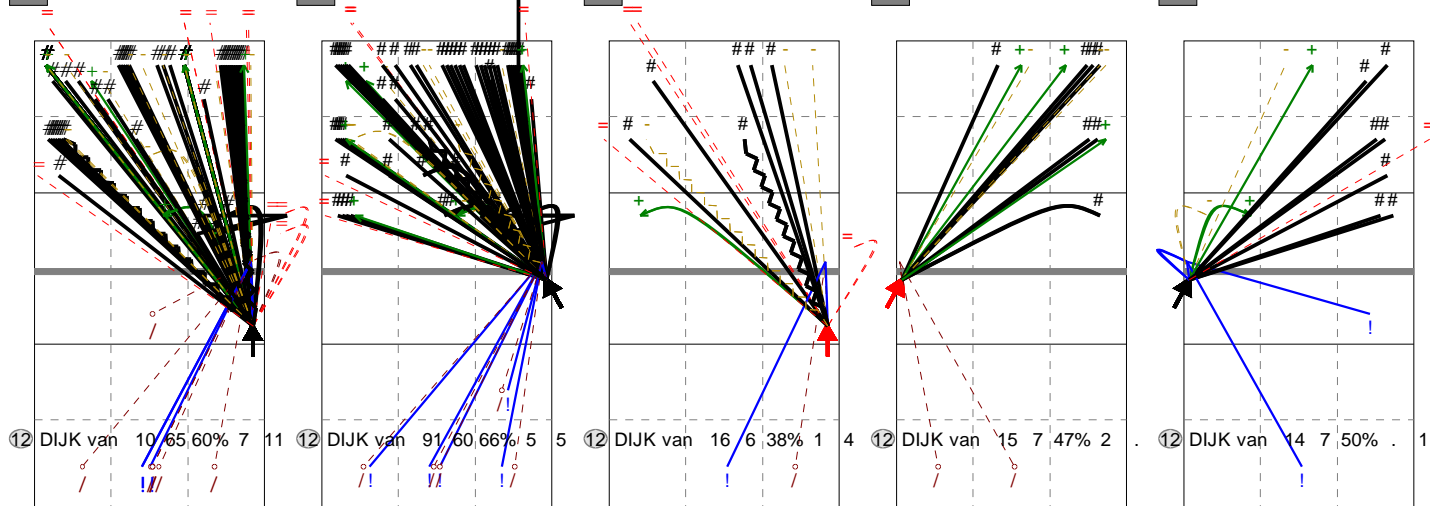
Ind. *E% N # #% = / 4 23% 20 44 22% 19 2 Ind. *E% N # #% = / 4 22% 9 2 22% 0 0 Ind. *E% N # #% = / 2 -38 8 3 38% 0 0 Ind. *E% N # #% = / 1 3 1 33% 0 0 Ind. *E% N # #% = / 4 1 0 0% 0 0



Total Direction Chart analysis

NETHERLANDS 2015 | 12 DIJK van | Atk after Rec | AND[~~~AO,6]

X8 Ind. *E% N # #% = / 7 43% 10 65 60% 11 7 X6 Ind. *E% N # #% = / 7 55% 91 60 66% 5 5 V8 Ind. *E% N # #% = / 5 6% 16 6 38% 4 1 V5 Ind. *E% N # #% = / 7 33% 15 7 47% 0 2 X5 Ind. *E% N # #% = / 6 43% 14 7 50% 1 0

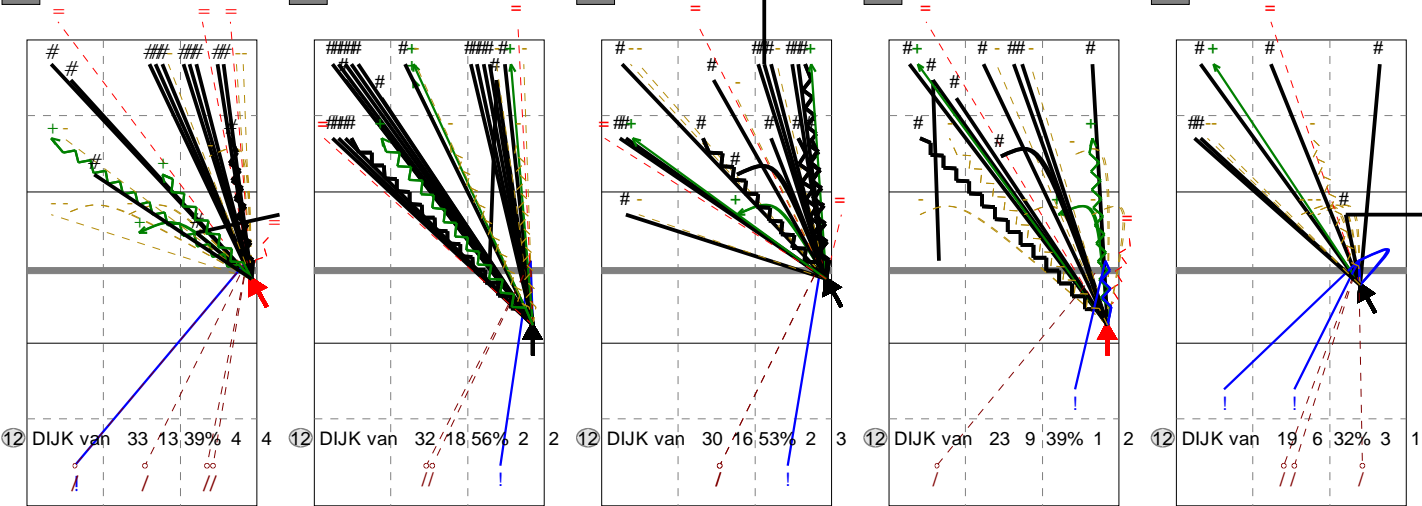


H: 93%(101) P: 2%(2) T: 6%(6) H: 89%(81) P: 2%(2) T: 9%(8) H: 75%(12) P: 12%(2) T: 12%(2) H: 93%(14) P: (0) T: 7%(1) H: 79%(11) P: (0) T: 21%(3)

Total Direction Chart analysis

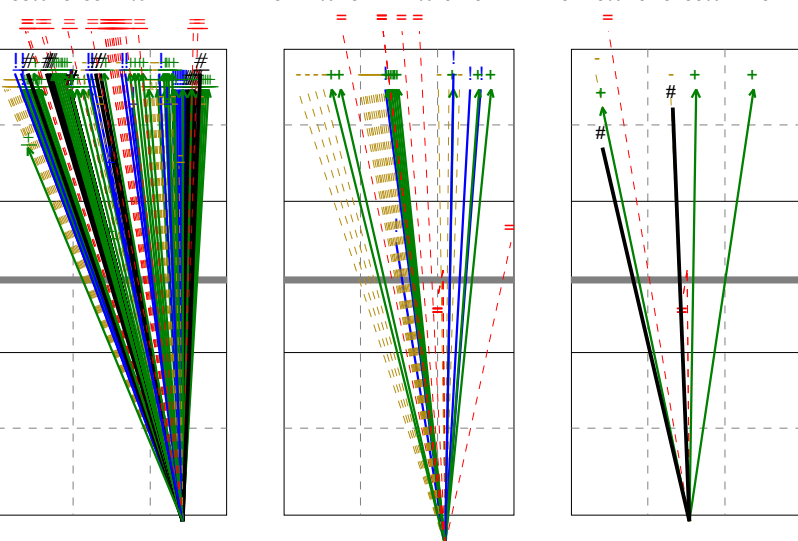
NETHERLANDS 2015 | 12 DIJK van | Transition | AND[~~~AO,6]

V6 Ind. *E% N # #% = / 6 15% 33 13 39% 4 4 X8 Ind. *E% N # #% = / 7 44% 32 18 56% 2 2 X6 Ind. *E% N # #% = / 7 37% 30 16 53% 3 2 V8 Ind. *E% N # #% = / 6 26% 23 9 39% 2 1 V4 Ind. *E% N # #% = / 5 11% 19 6 32% 1 3



H: 76%(25) P: 12%(4) T: 12%(4) H: 88%(28) P: 12%(4) T: (0) H: 80%(24) P: 13%(4) T: 7%(2) H: 52%(12) P: 22%(5) T: 26%(6) H: 68%(13) P: 11%(2) T: 21%(4)

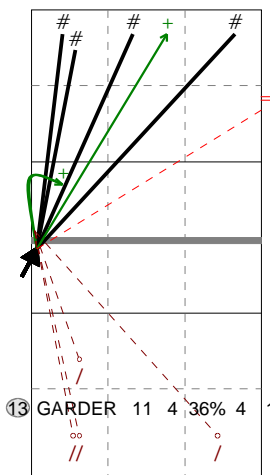
Ind. *E% N # #% = / 4 38% 19 33 17% 17 2 Ind. *E% N # #% = / 3 11% 46 11 24% 0 0 Ind. *E% N # #% = / 5 20% 10 3 30% 2 0



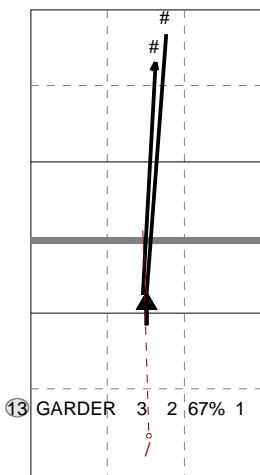
Total Direction Chart analysis

NETHERLANDS 2015 | 13 GARDEREN van | Atk after Rec | AND[~~~AO,6]

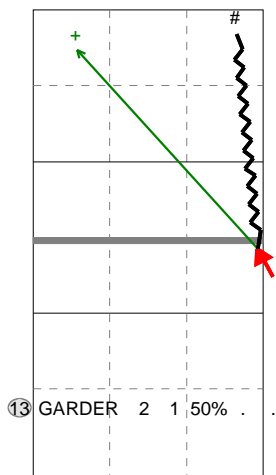
X5 Ind. *E% N # #% = / 5 -9% 11 4 36% 1 4 XP Ind. *E% N # #% = / 7 33% 3 2 67% 0 1 V6 Ind. *E% N # #% = / 8 50% 2 1 50% 0 0 V9 Ind. *E% N # #% = / 5 . 2 1 50% 0 1 V5 Ind. *E% N # #% = / . -100 1 0 0% 1 0



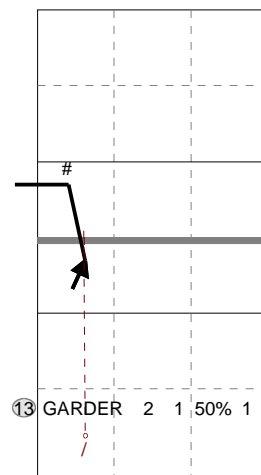
H: 91%(10) P: (0) T: 9%(1)



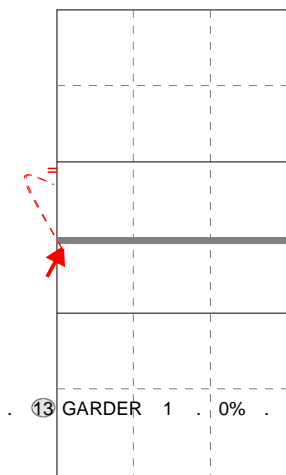
H: 100%(3) P: (0) T: (0)



H: 50%(1) P: 50%(1) T: (0)



H: 100%(2) P: (0) T: (0)

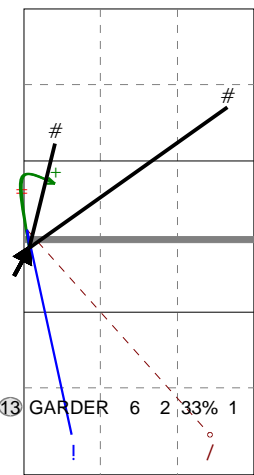


H: (0) P: (0) T: 100%(1)

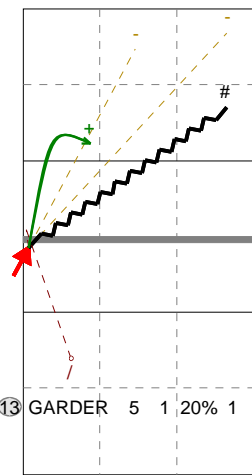
Total Direction Chart analysis

NETHERLANDS 2015 | 13 GARDEREN van | Transition | AND[~~~AO,6]

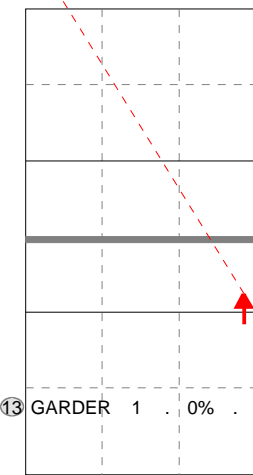
X5 Ind. *E% N # #% = / 4 . 6 2 33% 1 1 V5 Ind. *E% N # #% = / 5 . 5 1 20% 0 1 V8 Ind. *E% N # #% = / . -100 1 0 0% 1 0 V9 Ind. *E% N # #% = / 10 100 1 1 100% 0 0



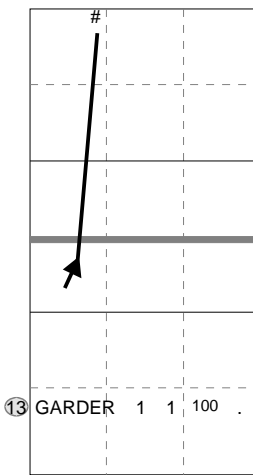
H: 83%(5) P: (0) T: 17%(1)



H: 60%(3) P: 20%(1) T: 20%(1)

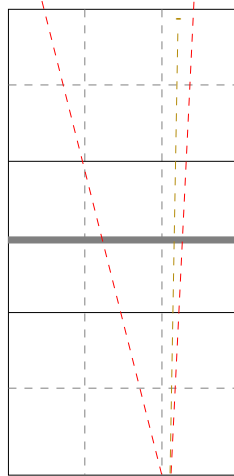
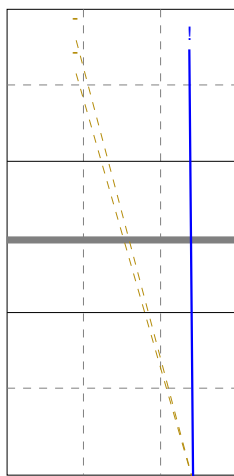
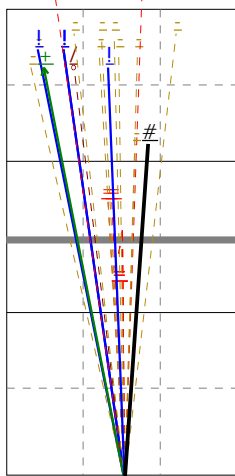


H: 100%(1) P: (0) T: (0)



H: 100%(1) P: (0) T: (0)

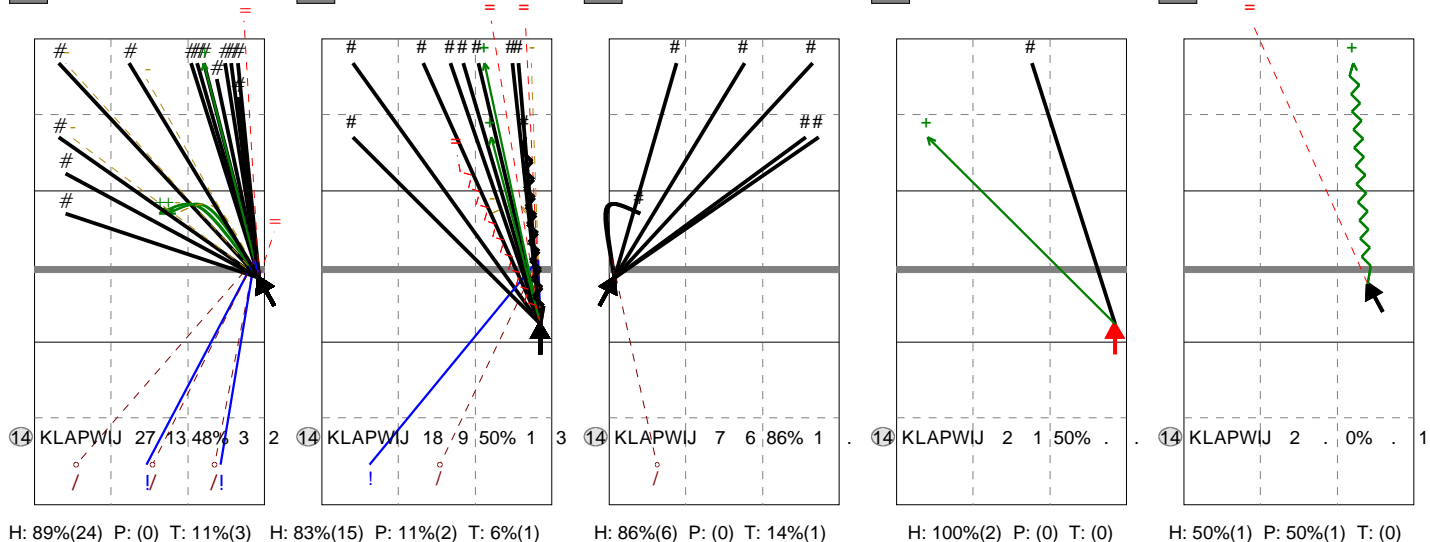
Ind. *E% N # #% = / 3 . 24 7 29% 1 1 Ind. *E% N # #% = / 3 33% 3 0 0% 0 0 Ind. *E% N # #% = / 1 -67 3 2 67% 0 0



Total Direction Chart analysis

NETHERLANDS 2015 | 14 KLAPWIJK | Atk after Rec | AND[~--AO,6]

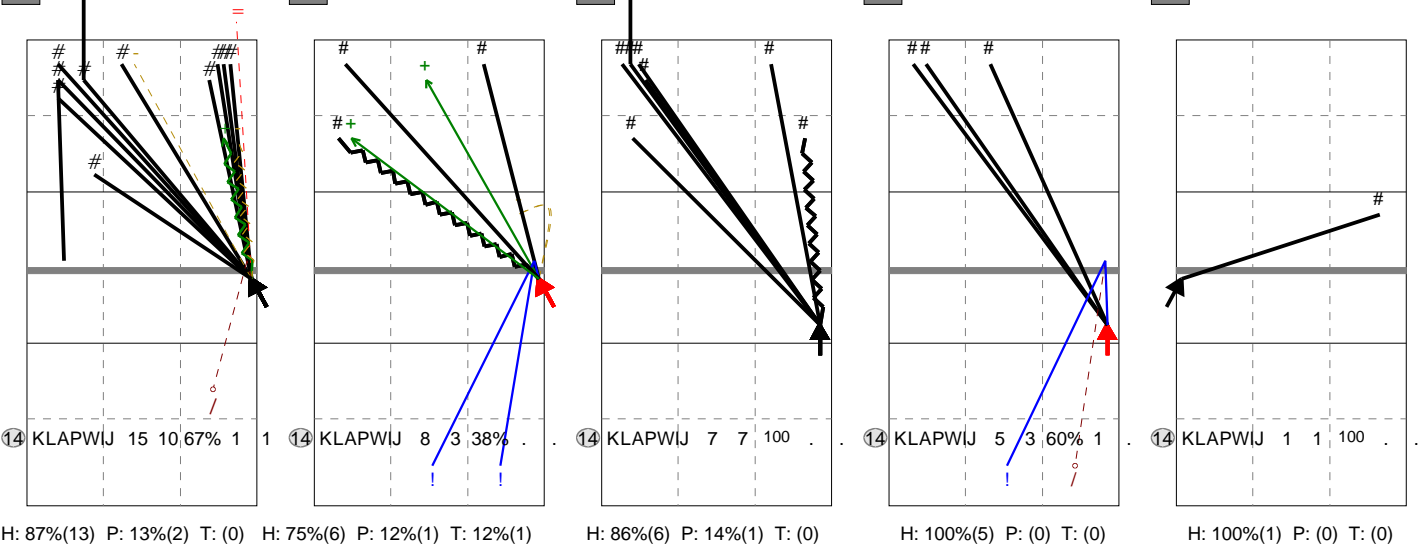
X6 Ind. *E% N # #% = / 6 30% 27 13 48% 2 / 3
 X8 Ind. *E% N # #% = / 6 28% 18 9 50% 3 / 1
 X5 Ind. *E% N # #% = / 9 71% 7 6 86% 0 / 1
 V8 Ind. *E% N # #% = / 8 50% 2 1 50% 0 / 0
 V4 Ind. *E% N # #% = / 2 -50 2 0 0% 1 / 0



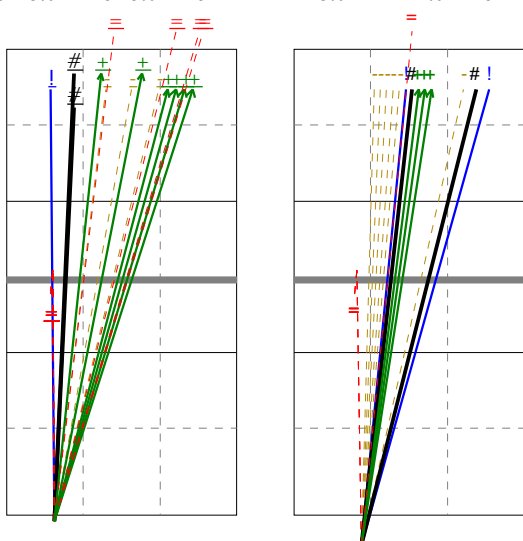
Total Direction Chart analysis

NETHERLANDS 2015 | 14 KLAPWIJK | Transition | AND[~--AO,6]

X6 Ind. *E% N # #% = / 8 53% 15 10 67% 1 / 1
 V6 Ind. *E% N # #% = / 6 38% 8 3 38% 0 / 0
 X8 Ind. *E% N # #% = / 10 100 7 7 100 0 / 0
 V8 Ind. *E% N # #% = / 6 40% 5 3 60% 0 / 1
 X5 Ind. *E% N # #% = / 10 100 1 1 100 0 / 0



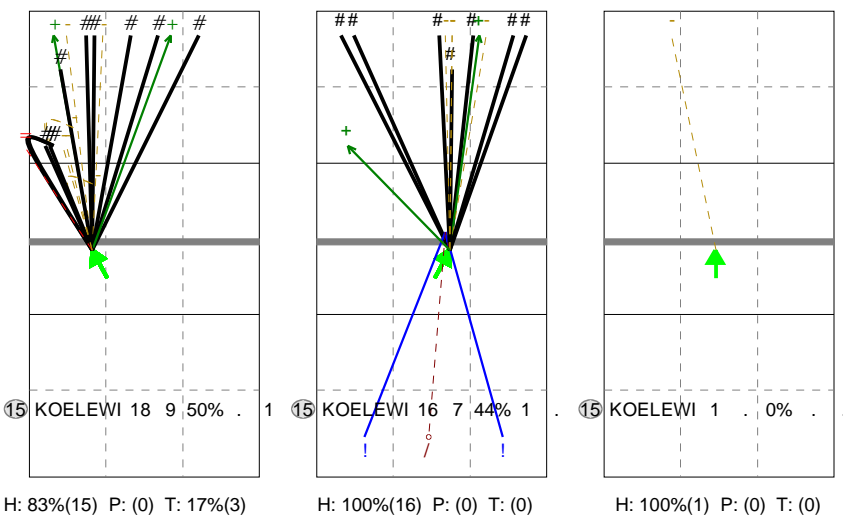
Ind. *E% N # #% = / 3 -5% 22 10 45% 2 / 0
 Ind. *E% N # #% = / 4 18% 17 4 24% 2 / 0



Total Direction Chart analysis

NETHERLANDS 2015 | 15 KOELEWIJN | Atk after Rec | Setter in 1,5,4,2 | AND[~~~

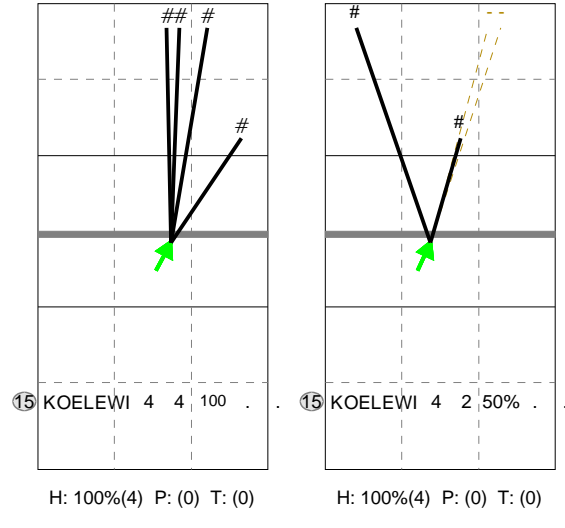
X7 Ind. *E% N # #% = / 7 44% 18 9 50% 1 0 X1 Ind. *E% N # #% = / 6 38% 16 7 44% 0 1 XM Ind. *E% N # #% = / 5 . 1 0 0% 0 0



Total Direction Chart analysis

NETHERLANDS 2015 | 15 KOELEWIJN | Atk after Rec |

X1 Ind. *E% N # #% = / 10 100 4 4 100 0 0 XC Ind. *E% N # #% = / 8 50% 4 2 50% 0 0

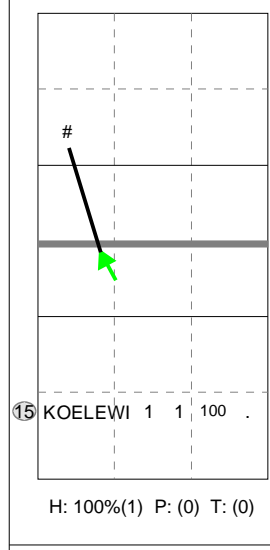
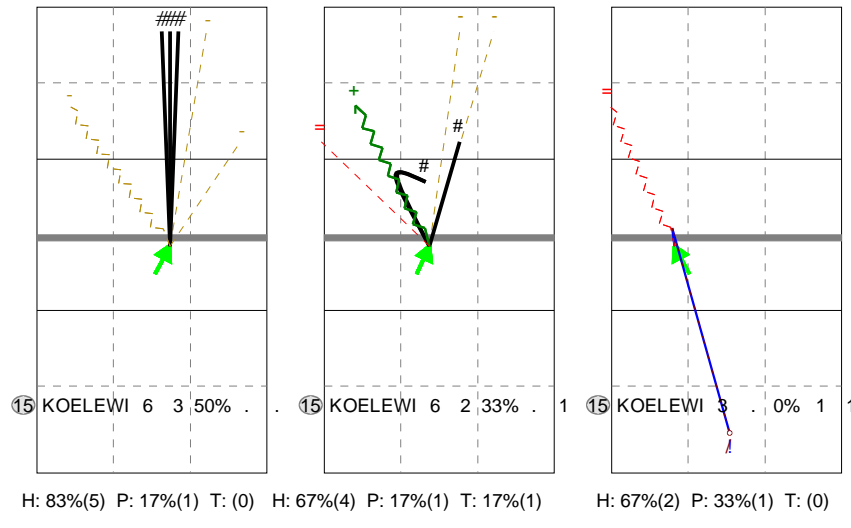


X7 Ind. *E% N # #% = / 10 100 1 1 100 0 0

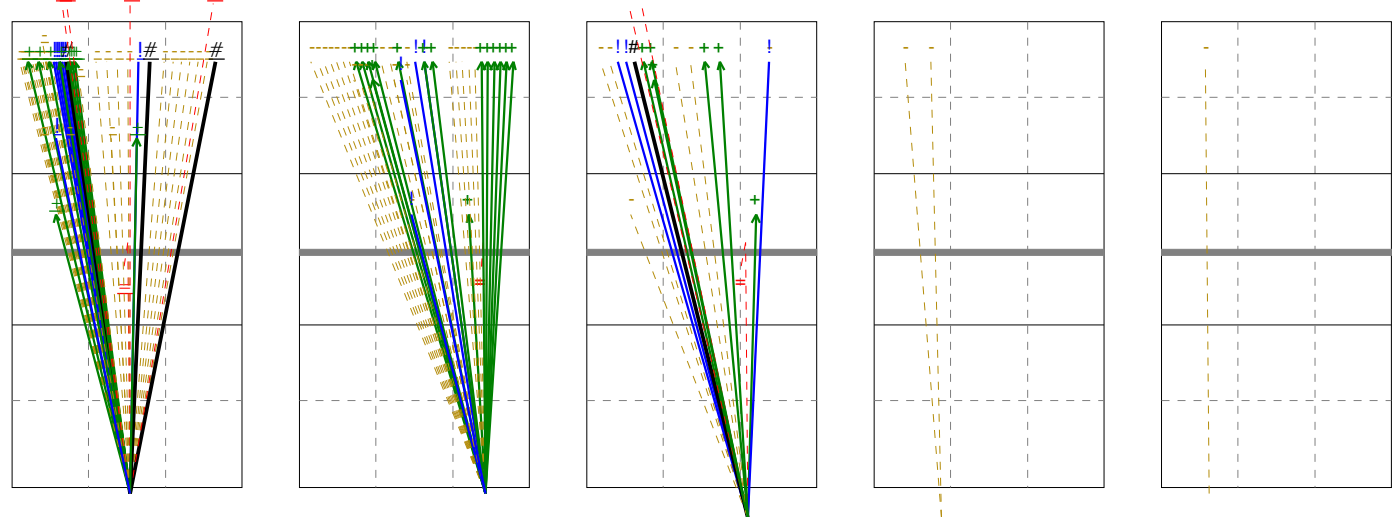
Total Direction Chart analysis

NETHERLANDS 2015 | 15 KOELEWIJN | Transition | AND[*~~~AO,6][~~~AM,6][~~~AH,6

X1 Ind. *E% N # #% = / 8 50% 6 3 50% 0 0 XC Ind. *E% N # #% = / 6 17% 6 2 33% 1 0 X7 Ind. *E% N # #% = / . -67 3 0 0% 1 1



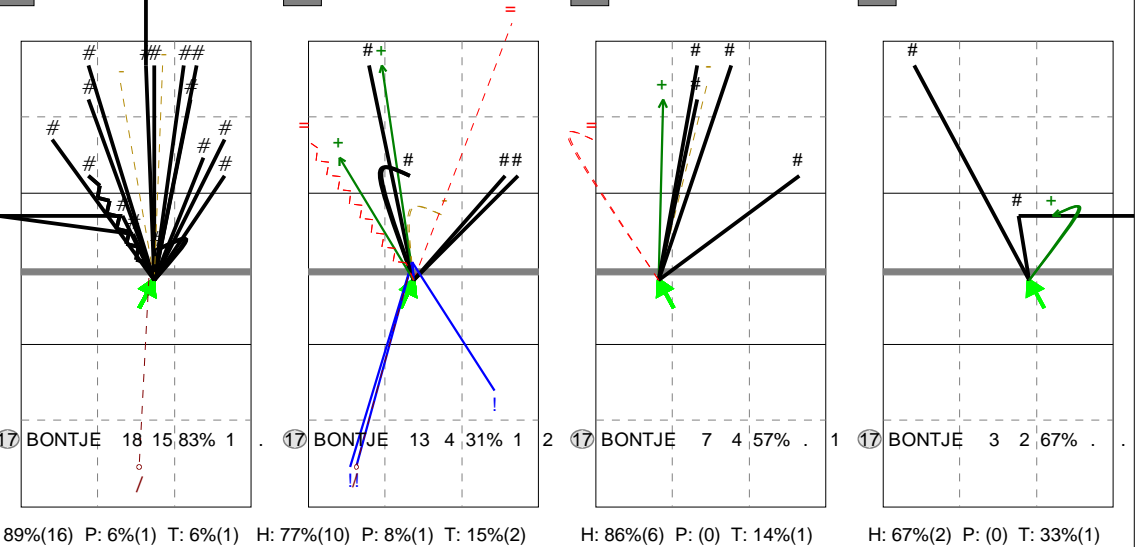
Ind. *E% N # #% = / 4 28% 57 5 9% 3 0 Ind. *E% N # #% = / 4 40% 43 2 5% 0 0 Ind. *E% N # #% = / 4 37% 19 3 16% 1 0 Ind. *E% N # #% = / 4 . 2 0 0% 0 0 Ind. *E% N # #% = / 4 . 1 0 0% 0 0



Total Direction Chart analysis

NETHERLANDS 2015 | 17 BONTJE | Atk after Rec | Setter in 1,5,4,2 | AND[---T,6][---H,6][---O,6]

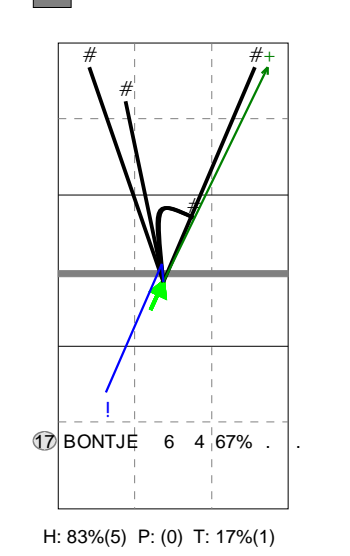
X1 Ind. *E% N # #% = / 9 78% 18 15 83% 0 1 XC Ind. *E% N # #% = / 4 8% 13 4 31% 2 1 X7 Ind. *E% N # #% = / 7 43% 7 4 57% 1 0 X2 Ind. *E% N # #% = / 8 67% 3 2 67% 0 0



Total Direction Chart analysis

NETHERLANDS 2015 | 17 BONTJ

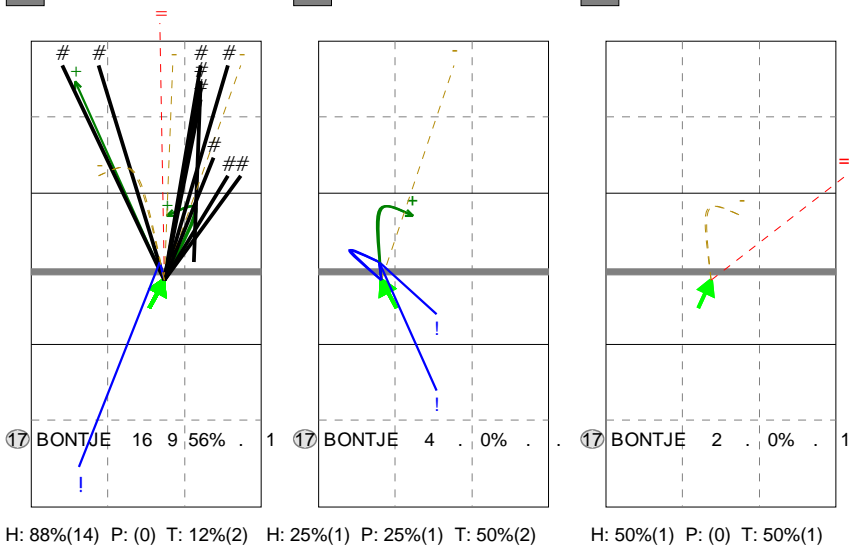
XC Ind. *E% N # #% = / 8 67% 6 4 67% 0 0



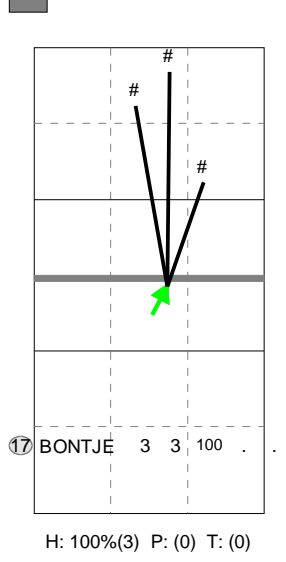
Total Direction Chart analysis

NETHERLANDS 2015 | 17 BONTJE | Transition | AND[*~~AO,6][~~~AM,6][~~~AH,6][~~~T,6]

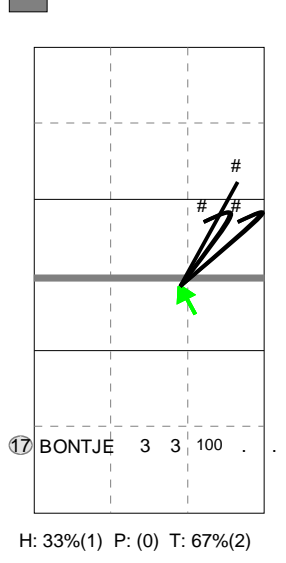
X1 Ind. *E% N # #% = / 7 50% 16 9 56% 1 0 X7 Ind. *E% N # #% = / 2 . 4 0 0% 0 0 XC Ind. *E% N # #% = / 2 -50 2 0 0% 1 0



X1 Ind. *E% N # #% = / 10 100 3 3 100 0 0



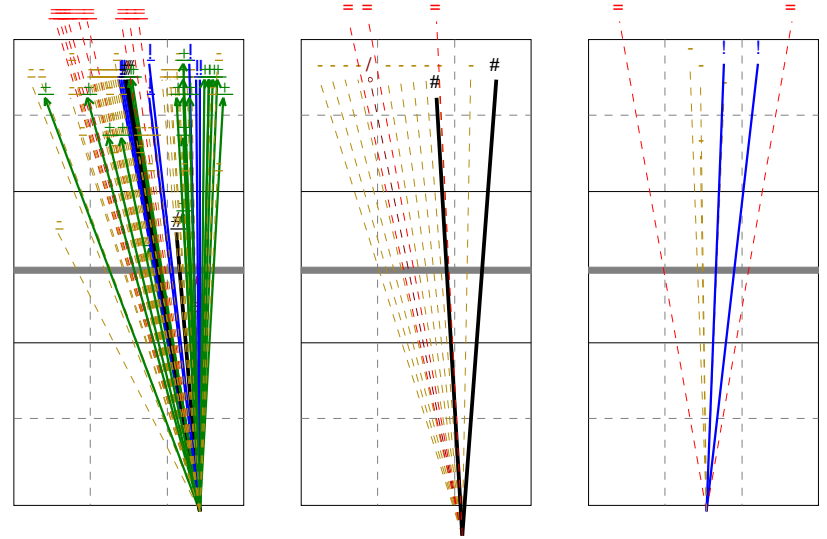
X2 Ind. *E% N # #% = / 10 100 3 3 100 0 0



Ind. *E% N # #% = / 4 23% 88 11 12% 3 0

Ind. *E% N # #% = / 4 . 16 3 19% 2 1

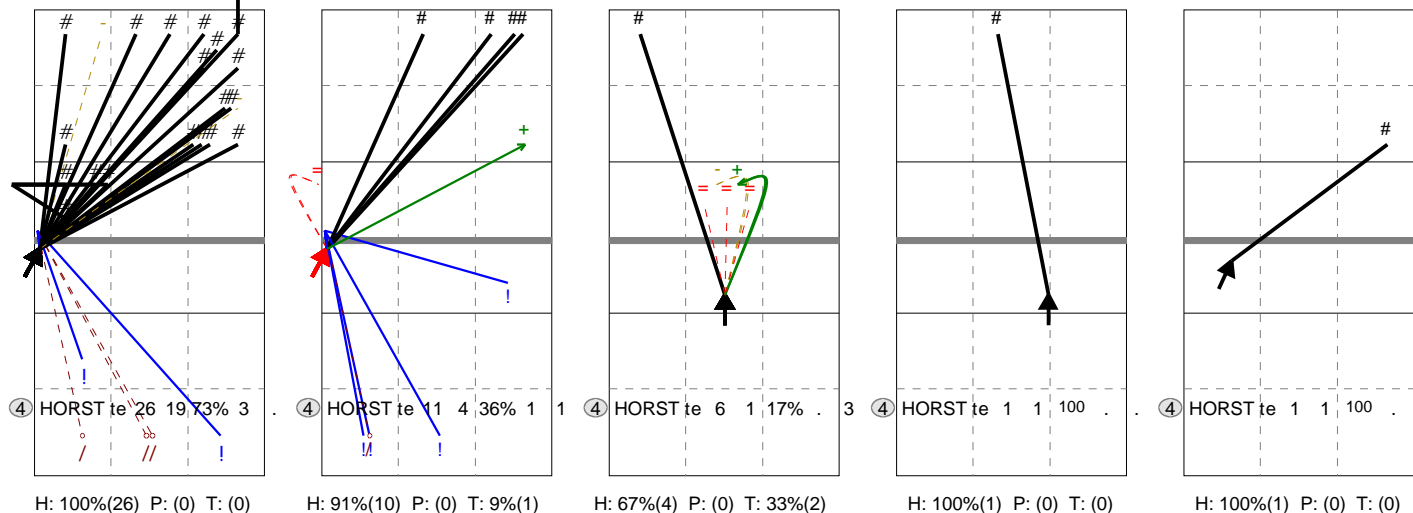
Ind. *E% N # #% = / 2 . 8 2 25% 0 0



Total Direction Chart analysis

NETHERLANDS 2015 | 4 HORST ter | Atk after Rec | AND[~~~AO,6]

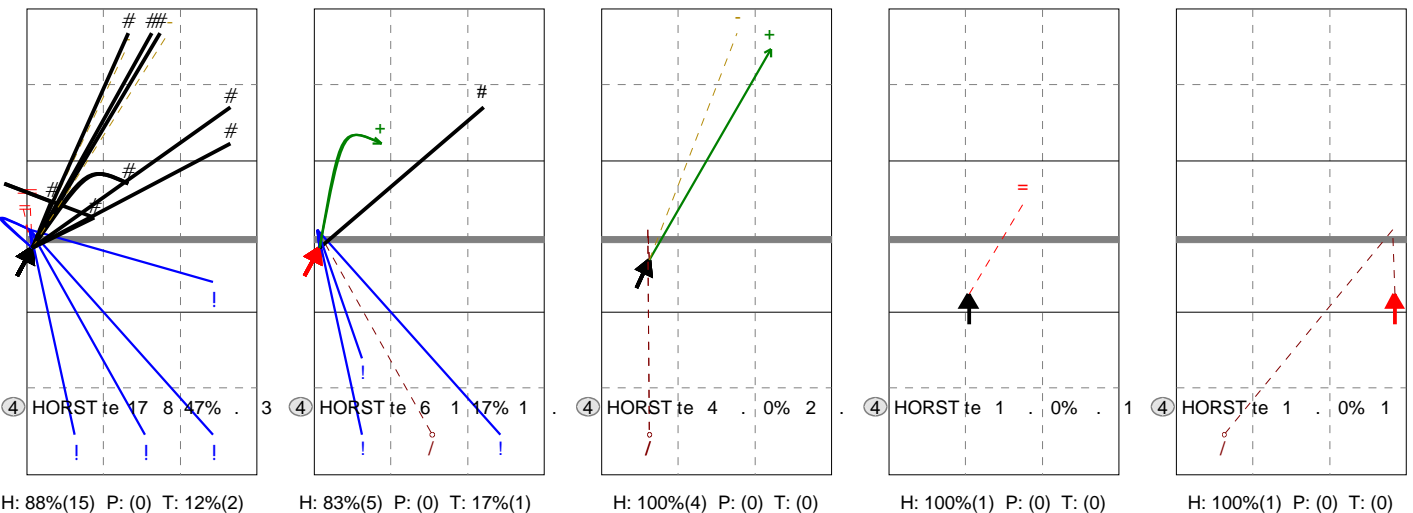
X5	Ind. *E% N # #% = /	V5	Ind. *E% N # #% = /	XP	Ind. *E% N # #% = /	XB	Ind. *E% N # #% = /	V9	Ind. *E% N # #% = /
	8 62% 26 19 73% 0 / 3		4 18% 11 4 36% 1 / 1		3 -33 6 1 17% 3 / 0		10 100 1 1 100 0 / 0		10 100 1 1 100 0 / 0



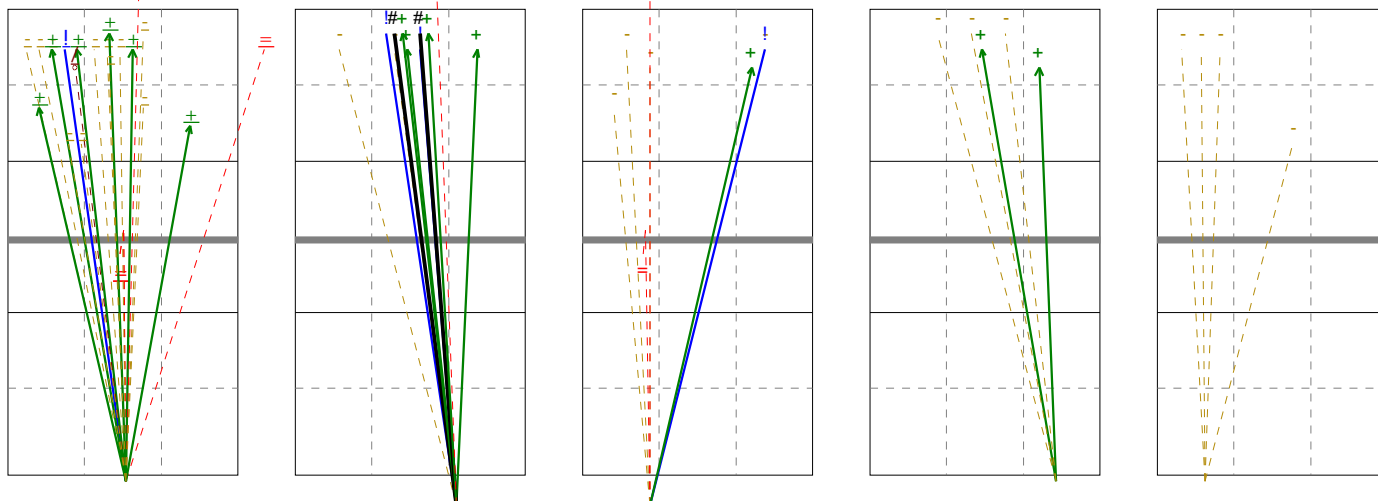
Total Direction Chart analysis

NETHERLANDS 2015 | 4 HORST ter | Transition | AND[~~~AO,6]

X5	Ind. *E% N # #% = /	V5	Ind. *E% N # #% = /	V9	Ind. *E% N # #% = /	XR	Ind. *E% N # #% = /	V8	Ind. *E% N # #% = /
	5 29% 17 8 47% 3 / 0		2 6 1 17% 0 / 1		2 -50 4 0 0% 0 / 2		-100 1 0 0% 1 / 0		-100 1 0 0% 0 / 1



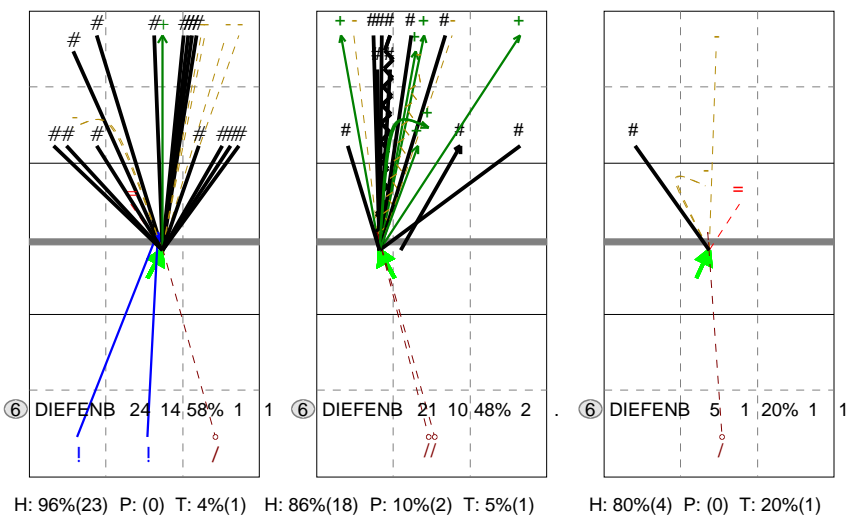
Ind. *E% N # #% = /	Ind. *E% N # #% = /	Ind. *E% N # #% = /	Ind. *E% N # #% = /	Ind. *E% N # #% = /
4 17% 23 4 17% 0 / 1	5 64% 11 1 9% 2 / 0	3 2 25% 0 / 0	5 40% 5 0 0% 0 / 0	4 4 0 0% 0 / 0



Total Direction Chart analysis

NETHERLANDS 2015 | 6 DIEFENBACH | Atk after Rec | Setter in 1,5,4,2 | AND[~::~

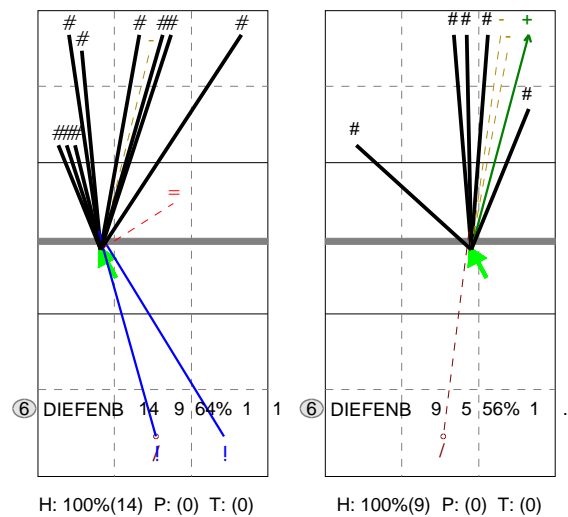
X1 Ind. *E% N # #% = / 7 50% 24 14 58% 1 1 X7 Ind. *E% N # #% = / 7 38% 21 10 48% 0 2 Xc Ind. *E% N # #% = / 4 -20 5 1 20% 1 1



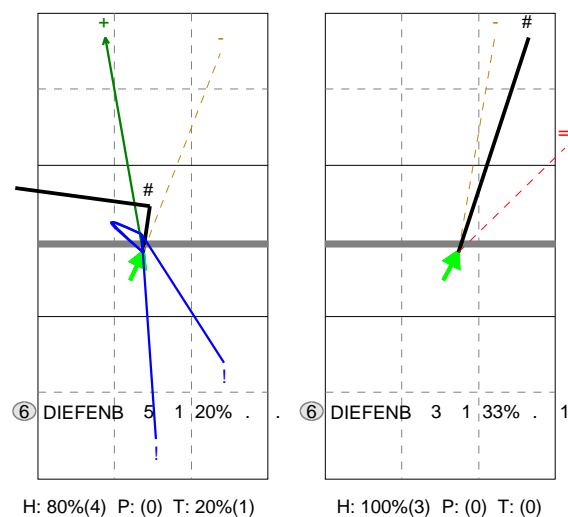
Total Direction Chart analysis

NETHERLANDS 2015 | 6 DIEFENBACH | Atk after Rec |

X7 Ind. *E% N # #% = / 7 50% 14 9 64% 1 1 X2 Ind. *E% N # #% = / 7 44% 9 5 56% 0 1



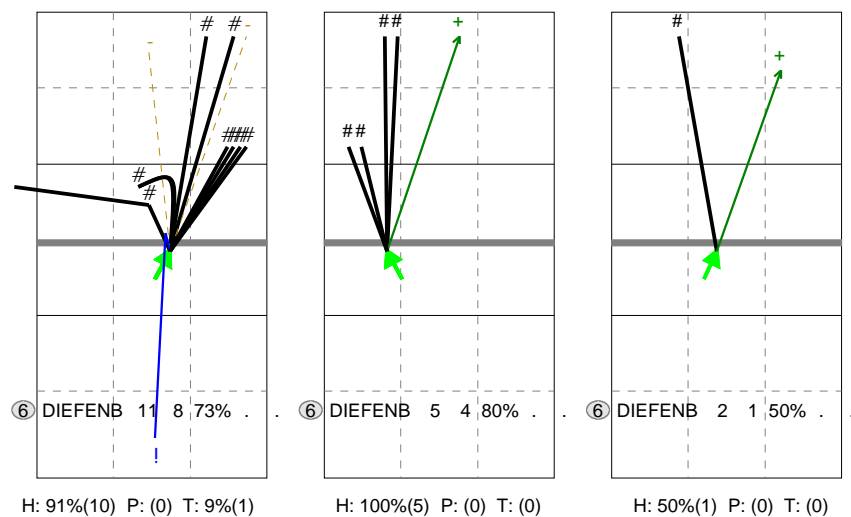
Xc Ind. *E% N # #% = / 4 20% 5 1 20% 0 0 X1 Ind. *E% N # #% = / 5 3 1 33% 1 0



Total Direction Chart analysis

NETHERLANDS 2015 | 6 DIEFENBACH | Transition | AND[*~::AO,6][~::AM,6][~::Af

X1 Ind. *E% N # #% = / 8 73% 11 8 73% 0 0 X7 Ind. *E% N # #% = / 9 80% 5 4 80% 0 0 Xc Ind. *E% N # #% = / 8 50% 2 1 50% 0 0



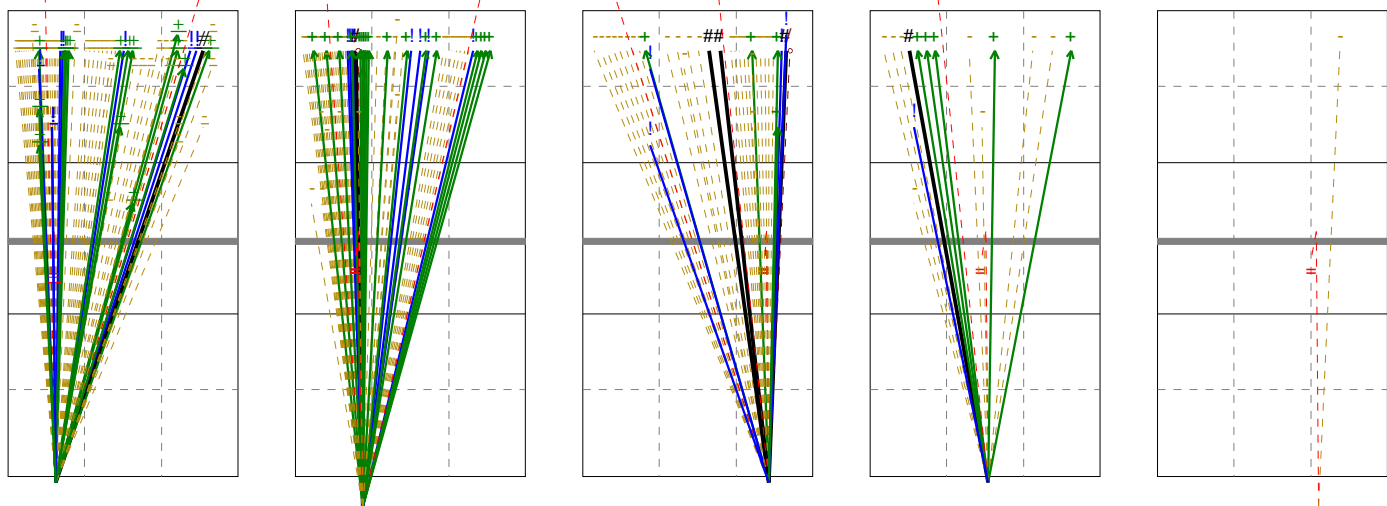
Ind. *E% N # #% = / 4 28% 78 3 4% 1 0

Ind. *E% N # #% = / 4 30% 77 6 8% 1 1

Ind. *E% N # #% = / 4 11% 46 7 15% 3 1

Ind. *E% N # #% = / 5 29% 17 2 12% 1 0

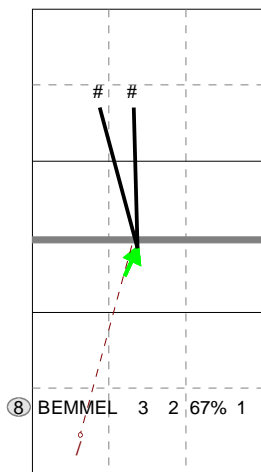
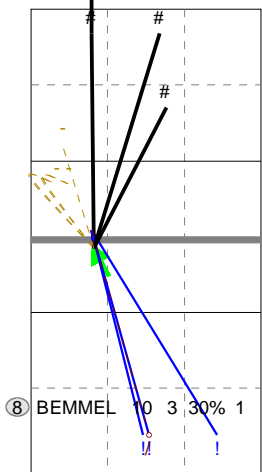
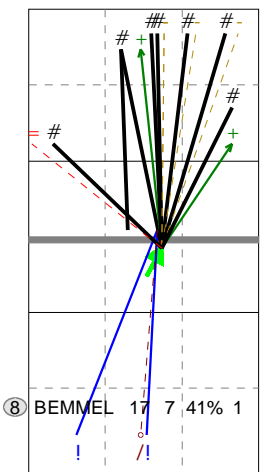
Ind. *E% N # #% = / 2 -50 2 1 50% 0 0



Total Direction Chart analysis

NETHERLANDS 2015 | 8 BEMMELEN van | Atk after Rec | Setter in 1,5,4,2 | AND

X1	Ind. *E% N # #% = /	X7	Ind. *E% N # #% = /	XC	Ind. *E% N # #% = /
	6 29% 17 7 41% 1 1		4 20% 10 3 30% 0 1		7 33% 3 2 67% 0 1

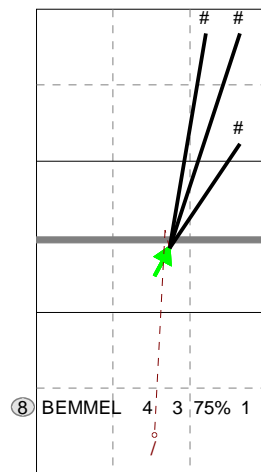
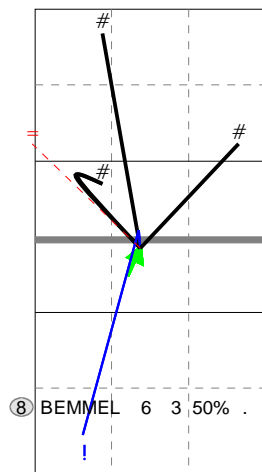


H: 100%(17) P: (0) T: (0) H: 80%(8) P: (0) T: 20%(2) H: 100%(3) P: (0) T: (0)

Total Direction Chart analysis

NETHERLANDS 2015 | 8 BEMMELEN van | Atk after Rec

XC	Ind. *E% N # #% = /	X1	Ind. *E% N # #% = /
	5 33% 6 3 50% 1 0		8 50% 4 3 75% 0 1

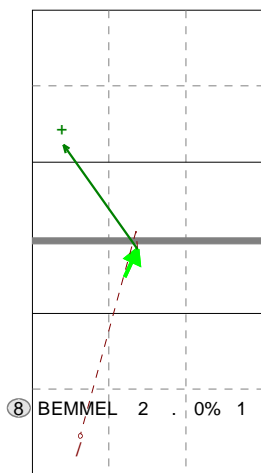
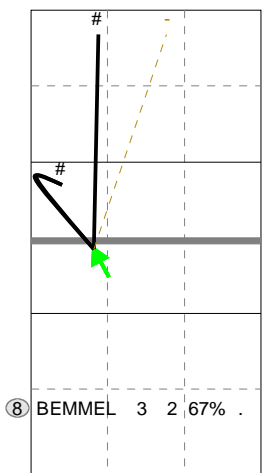
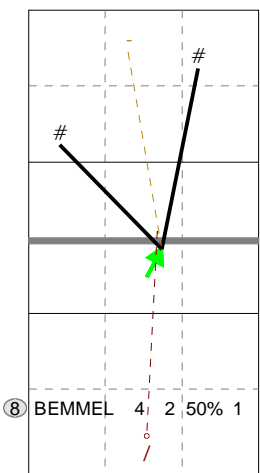


H: 83%(5) P: (0) T: 17%(1) H: 100%(4) P: (0) T: (0)

Total Direction Chart analysis

NETHERLANDS 2015 | 8 BEMMELEN van | Transition | AND[*~~~AO,6][~~~AM,6]

X1	Ind. *E% N # #% = /	X7	Ind. *E% N # #% = /	XC	Ind. *E% N # #% = /
	6 25% 4 2 50% 0 1		8 67% 3 2 67% 0 0		2 -50 2 0 0% 0 1

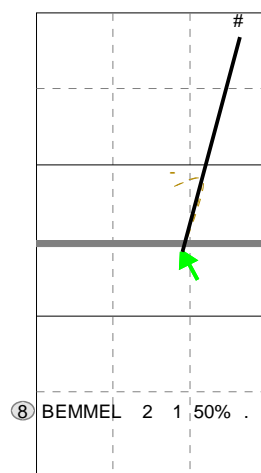
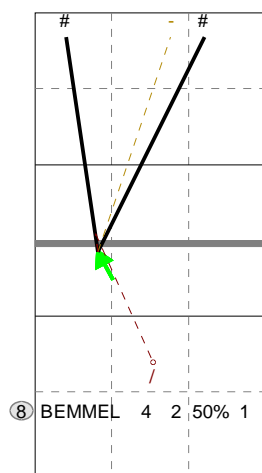


H: 100%(4) P: (0) T: (0) H: 67%(2) P: (0) T: 33%(1) H: 100%(2) P: (0) T: (0)

Total Direction Chart analysis

NETHERLANDS 2015 | 8 BEMMELEN van | Atk after Rec

X7	Ind. *E% N # #% = /	X2	Ind. *E% N # #% = /
	6 25% 4 2 50% 0 1		8 50% 2 1 50% 0 0



H: 75%(3) P: 25%(1) T: (0) H: 50%(1) P: (0) T: 50%(1)

Ind. *E% N # #% = /	4 24% 34 2 6% 0 0
---------------------	-------------------

Ind. *E% N # #% = /	4 20% 25 1 4% 1 1
---------------------	-------------------

Ind. *E% N # #% = /	3 -20 15 5 33% 0 1
---------------------	--------------------

Ind. *E% N # #% = /	2 -23 13 5 38% 0 0
---------------------	--------------------

Ind. *E% N # #% = /	3 38% 8 0 0% 0 0
---------------------	------------------

