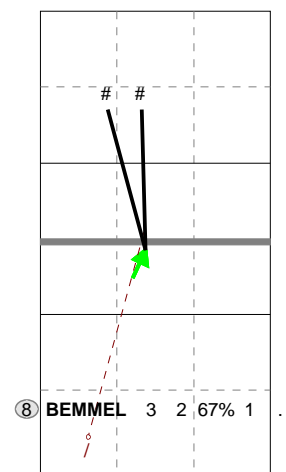
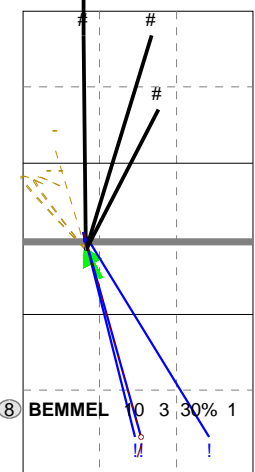
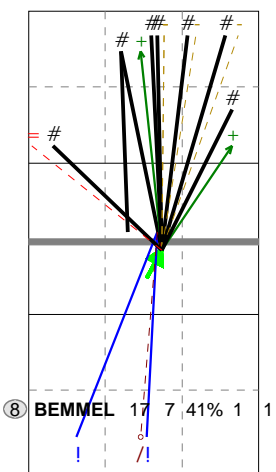


Total Direction Chart analysis

NETHERLANDS 2015 | 8 BEMMELEN van | Atk after Rec | Setter in 1,5,4,2 | AND

X1	Ind. *E% N # #% = /	X7	Ind. *E% N # #% = /	XC	Ind. *E% N # #% = /
	6 29% 17 7 41% 1 1		4 20% 10 3 30% 0 1		7 33% 3 2 67% 0 1

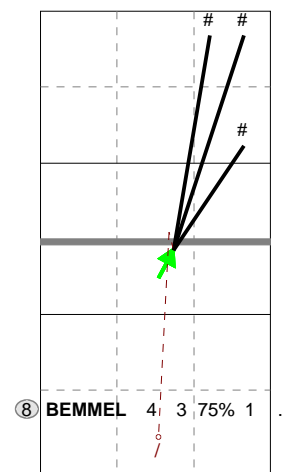
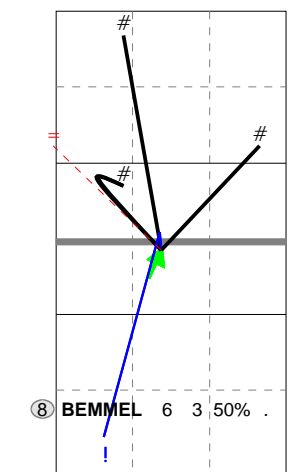


H: 100%(17) P: (0) T: (0) H: 80%(8) P: (0) T: 20%(2) H: 100%(3) P: (0) T: (0)

Total Direction Chart analysis

NETHERLANDS 2015 | 8 BEMMELEN van | Atk after Rec

XC	Ind. *E% N # #% = /	X1	Ind. *E% N # #% = /
	5 33% 6 3 50% 1 0		8 50% 4 3 75% 0 1

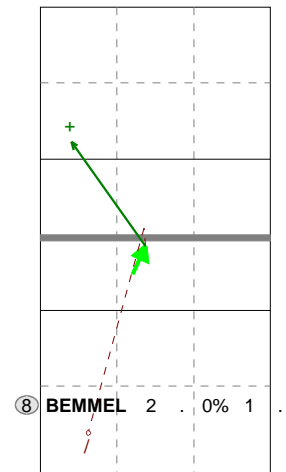
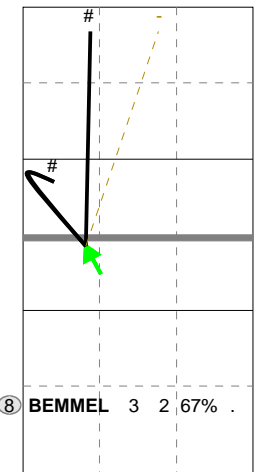
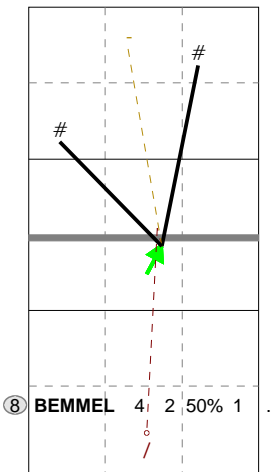


H: 83%(5) P: (0) T: 17%(1) H: 100%(4) P: (0) T: (0)

Total Direction Chart analysis

NETHERLANDS 2015 | 8 BEMMELEN van | Transition | AND[*--AO,6][~--AM,6]

X1	Ind. *E% N # #% = /	X7	Ind. *E% N # #% = /	XC	Ind. *E% N # #% = /
	6 25% 4 2 50% 0 1		8 67% 3 2 67% 0 0		2 -50 2 0 0% 0 1



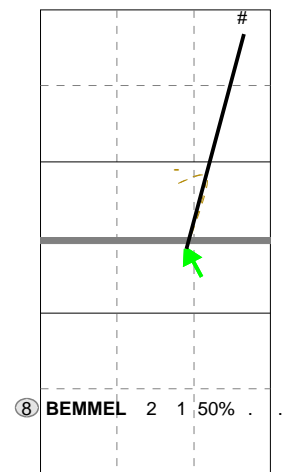
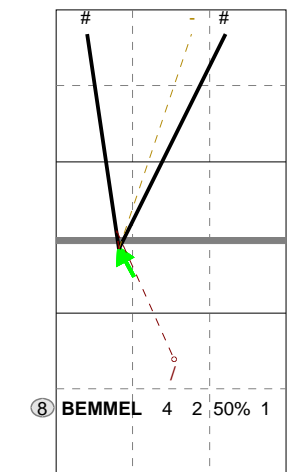
H: 100%(4) P: (0) T: (0) H: 67%(2) P: (0) T: 33%(1) H: 100%(2) P: (0) T: (0)

X7 Ind. *E% N # #% = /

	6 25% 4 2 50% 0 1
--	-------------------

X2 Ind. *E% N # #% = /

	8 50% 2 1 50% 0 0
--	-------------------



H: 75%(3) P: 25%(1) T: (0) H: 50%(1) P: (0) T: 50%(1)

Ind. *E% N # #% = /	Ind. *E% N # #% = /	Ind. *E% N # #% = /	Ind. *E% N # #% = /	Ind. *E% N # #% = /
4 24% 34 2 6% 0 0	4 20% 25 1 4% 1 1	3 -20 15 5 33% 0 1	2 -23 13 5 38% 0 0	3 38% 8 0 0% 0 0

