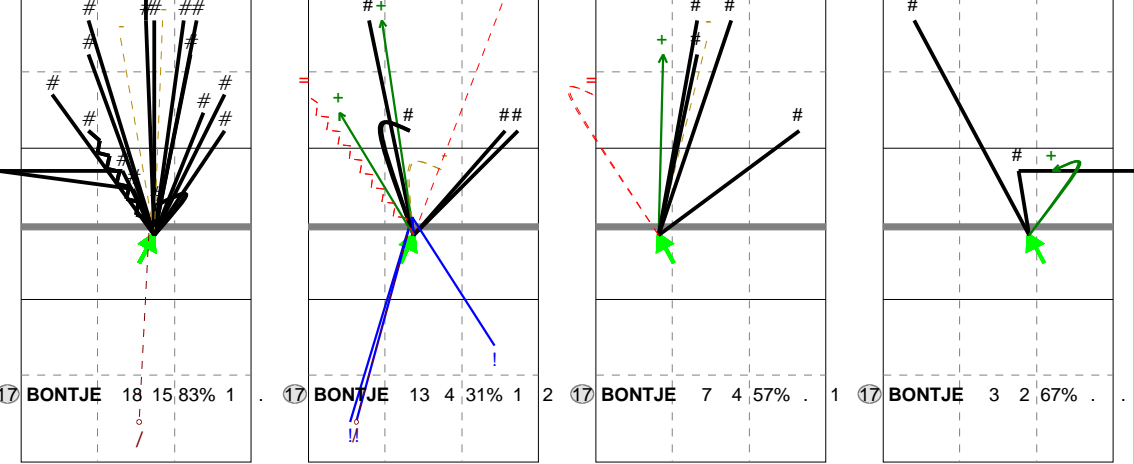


Total Direction Chart analysis

NETHERLANDS 2015 | 17 BONTJE | Atk after Rec | Setter in 1,5,4,2 | AND[---T,6][---H,6][---O,6]

X1 Ind. *E% N # #% = / XC Ind. *E% N # #% = / X7 Ind. *E% N # #% = / X2 Ind. *E% N # #% = /

9 78% 18 15 83% 0 1 4 8% 13 4 31% 2 1 7 43% 7 4 57% 1 0 8 67% 3 2 67% 0 0



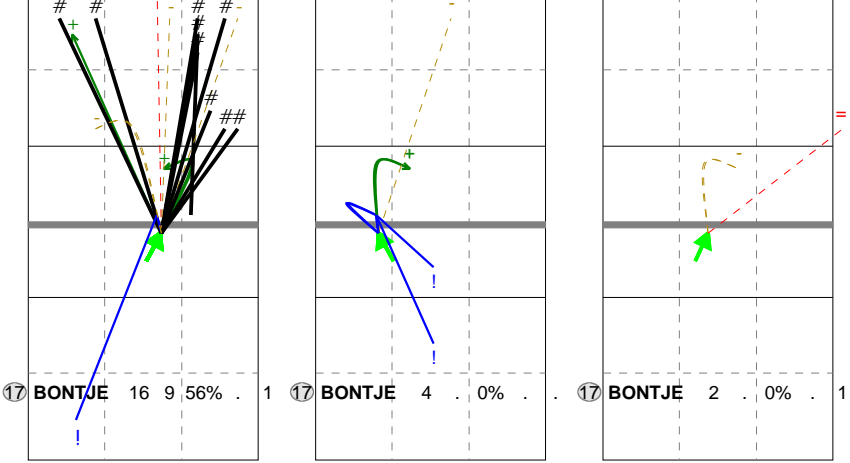
89%(16) P: 6%(1) T: 6%(1) H: 77%(10) P: 8%(1) T: 15%(2) H: 86%(6) P: (0) T: 14%(1) H: 67%(2) P: (0) T: 33%(1)

Total Direction Chart analysis

NETHERLANDS 2015 | 17 BONTJE | Transition | AND[*~~AO,6][~~~AM,6][~~~AH,6][~~~T,6]

X1 Ind. *E% N # #% = / X7 Ind. *E% N # #% = / XC Ind. *E% N # #% = /

7 50% 16 9 56% 1 0 2 0% 4 0 0% 0 0 2 -50 2 0 0% 1 0



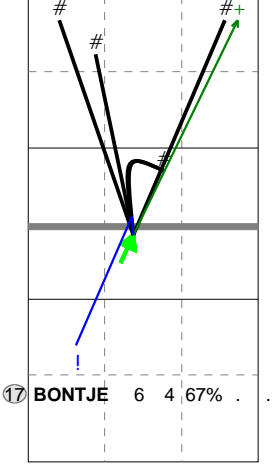
H: 88%(14) P: (0) T: 12%(2) H: 25%(1) P: 25%(1) T: 50%(2) H: 50%(1) P: (0) T: 50%(1)

Total Direction Chart analysis

NETHERLANDS 2015 | 17 BONTJ

XC Ind. *E% N # #% = /

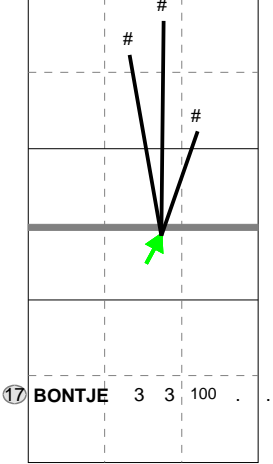
8 67% 6 4 67% 0 0



H: 83%(5) P: (0) T: 17%(1)

X1 Ind. *E% N # #% = /

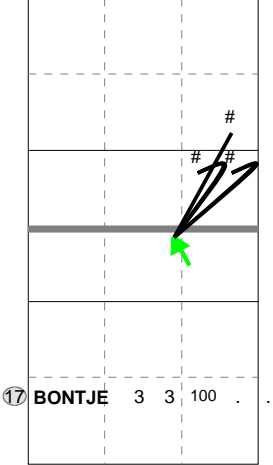
10 100 3 3 100 0 0



H: 100%(3) P: (0) T: (0)

X2 Ind. *E% N # #% = /

10 100 3 3 100 0 0



H: 33%(1) P: (0) T: 67%(2)

Ind. *E% N # #% = / 4 23% 88 11 12% 3 0

Ind. *E% N # #% = / 4 16 3 19% 2 1

Ind. *E% N # #% = / 2 8 2 25% 0 0

