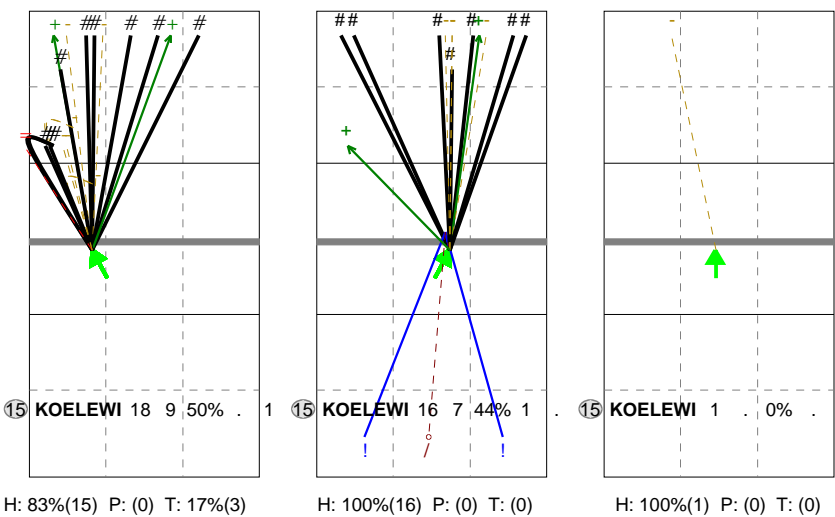


Total Direction Chart analysis

NETHERLANDS 2015 | 15 KOELEWIJN | Atk after Rec | Setter in 1,5,4,2 | AND[~::~

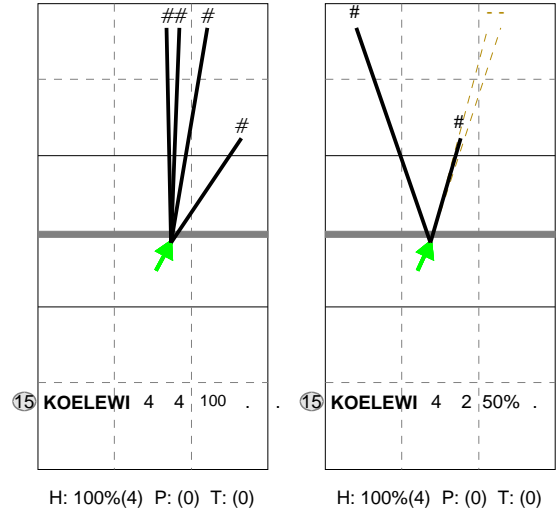
<b>X7</b>	Ind. *E% N # #% = /	<b>X1</b>	Ind. *E% N # #% = /	<b>XM</b>	Ind. *E% N # #% = /
	7 44% 18 9 50% 1 0		6 38% 16 7 44% 0 1		5 . 1 0 0% 0 0



Total Direction Chart analysis

NETHERLANDS 2015 | 15 KOELEWIJN | Atk after Rec |

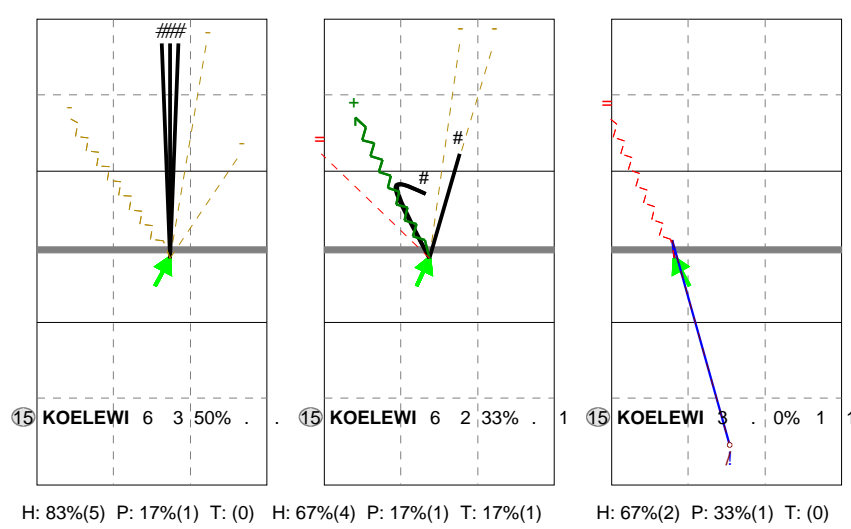
<b>X1</b>	Ind. *E% N # #% = /	<b>XC</b>	Ind. *E% N # #% = /
	10 100 4 4 100 0 0		8 50% 4 2 50% 0 0



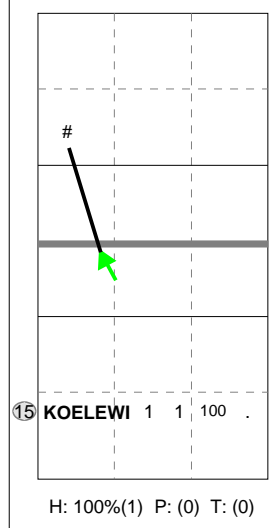
Total Direction Chart analysis

NETHERLANDS 2015 | 15 KOELEWIJN | Transition | AND[\*~~AO,6][~~~AM,6][~~~AH,6

<b>X1</b>	Ind. *E% N # #% = /	<b>XC</b>	Ind. *E% N # #% = /	<b>X7</b>	Ind. *E% N # #% = /
	8 50% 6 3 50% 0 0		6 17% 6 2 33% 1 0		. -67 3 0 0% 1 1



<b>X7</b>	Ind. *E% N # #% = /
	10 100 1 1 100 0 0



Ind. *E% N # #% = /	Ind. *E% N # #% = /	Ind. *E% N # #% = /	Ind. *E% N # #% = /	Ind. *E% N # #% = /
4 28% 57 5 9% 3 0	4 40% 43 2 5% 0 0	4 37% 19 3 16% 1 0	4 . 2 0 0% 0 0	4 . 1 0 0% 0 0

