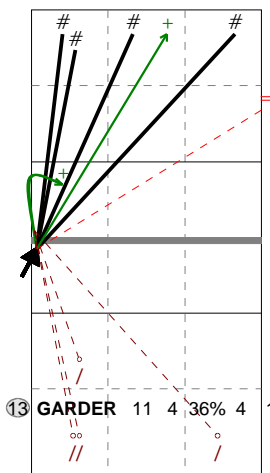


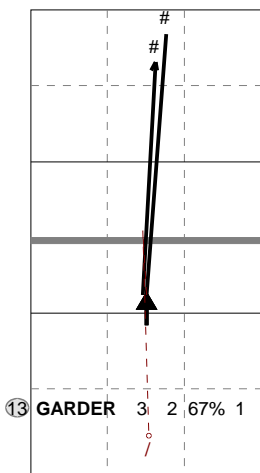
Total Direction Chart analysis

NETHERLANDS 2015 | 13 GARDEREN van | Atk after Rec | AND[~~~AO,6]

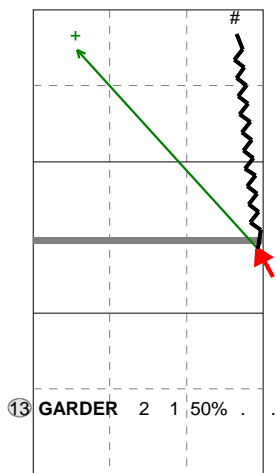
X5 Ind. *E% N # #% = / 5 -9% 11 4 36% 1 / 4
XP Ind. *E% N # #% = / 7 33% 3 2 67% 0 / 1
V6 Ind. *E% N # #% = / 8 50% 2 1 50% 0 / 0
V9 Ind. *E% N # #% = / 5 . 2 1 50% 0 / 1
V5 Ind. *E% N # #% = / . -100 1 0 0% 1 / 0



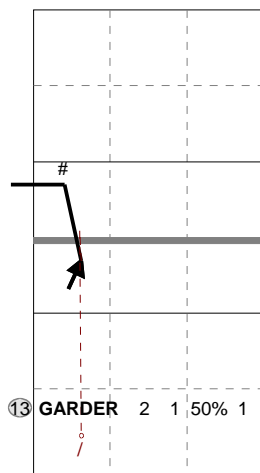
H: 91%(10) P: (0) T: 9%(1)



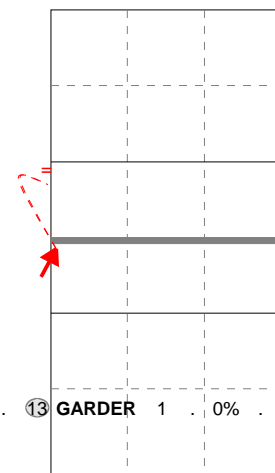
H: 100%(3) P: (0) T: (0)



H: 50%(1) P: 50%(1) T: (0)



H: 100%(2) P: (0) T: (0)

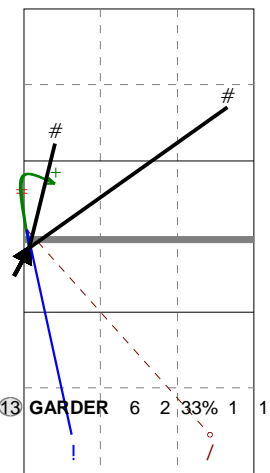


H: (0) P: (0) T: 100%(1)

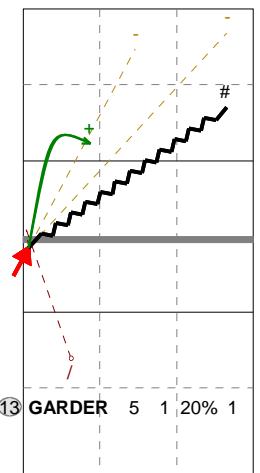
Total Direction Chart analysis

NETHERLANDS 2015 | 13 GARDEREN van | Transition | AND[~~~AO,6]

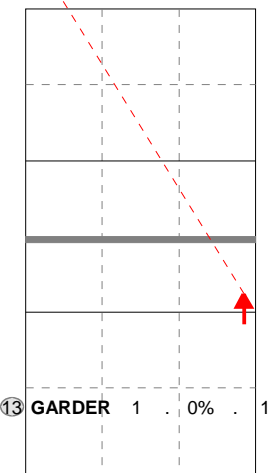
X5 Ind. *E% N # #% = / 4 . 6 2 33% 1 / 1
V5 Ind. *E% N # #% = / 5 . 5 1 20% 0 / 1
V8 Ind. *E% N # #% = / . -100 1 0 0% 1 / 0
V9 Ind. *E% N # #% = / 10 100 1 1 100% 0 / 0



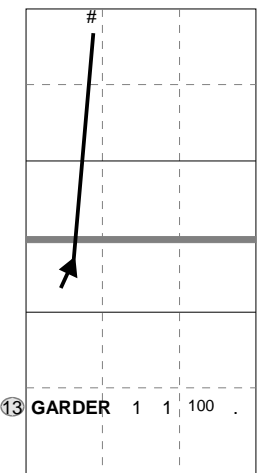
H: 83%(5) P: (0) T: 17%(1)



H: 60%(3) P: 20%(1) T: 20%(1)



H: 100%(1) P: (0) T: (0)



H: 100%(1) P: (0) T: (0)

Ind. *E% N # #% = / 3 . 24 7 29% 1 / 1
 Ind. *E% N # #% = / 3 33% 3 0 0% 0 / 0
 Ind. *E% N # #% = / 1 -67 3 2 67% 0 / 0

