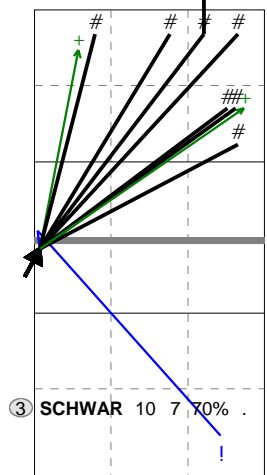


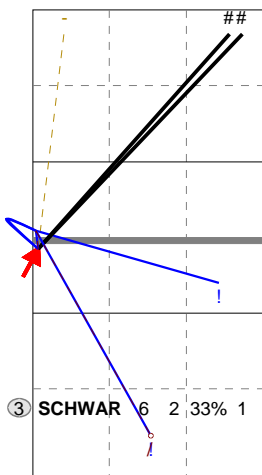
Total Direction Chart analysis

Germany | 3 SCHWARZ | Atk after Rec | AND[~--AO,6]

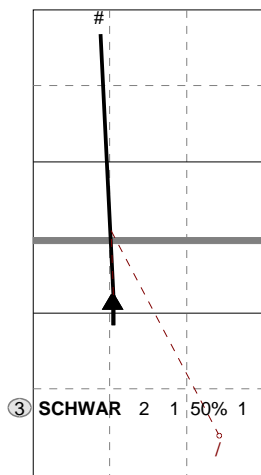
**X5** Ind. \*E% N # #% = / 8 70% 10 7 70% 0 / 0  
**V5** Ind. \*E% N # #% = / 4 17% 6 2 33% 0 / 1  
**XR** Ind. \*E% N # #% = / 5 . 2 1 50% 0 / 1  
**V4** Ind. \*E% N # #% = / 10 100 2 2 100 0 / 0  
**XP** Ind. \*E% N # #% = / 10 100 1 1 100 0 / 0



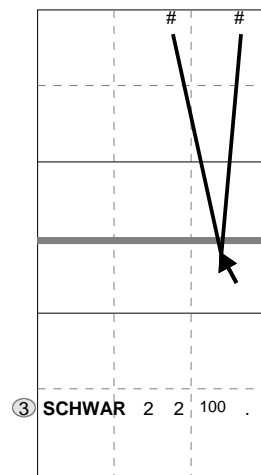
H: 100%(10) P: (0) T: (0)



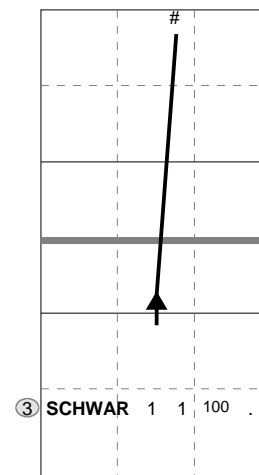
H: 83%(5) P: (0) T: 17%(1)



H: 100%(2) P: (0) T: (0)



H: 100%(2) P: (0) T: (0)

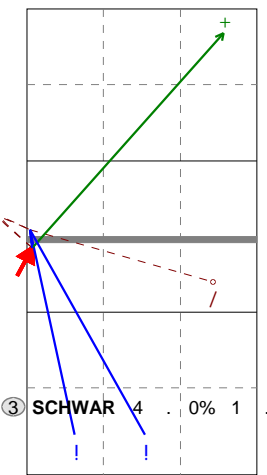


H: 100%(1) P: (0) T: (0)

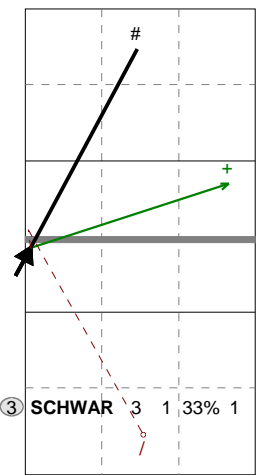
Total Direction Chart analysis

Germany | 3 SCHWARZ | Transition | AND[~--AO,6]

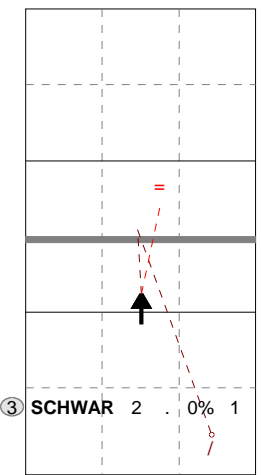
**V5** Ind. \*E% N # #% = / 1 -25 4 0 0% 0 / 1  
**X5** Ind. \*E% N # #% = / 5 . 3 1 33% 0 / 1  
**XP** Ind. \*E% N # #% = / . -100 2 0 0% 1 / 1  
**XB** Ind. \*E% N # #% = / 10 100 1 1 100 0 / 0



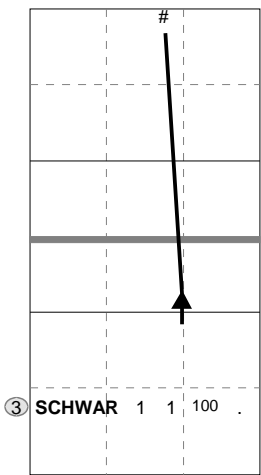
H: 75%(3) P: (0) T: 25%(1)



H: 100%(3) P: (0) T: (0)



H: 100%(2) P: (0) T: (0)



H: 100%(1) P: (0) T: (0)

Ind. \*E% N # #% = / 3 5% 21 5 24% 1 0

Ind. \*E% N # #% = / 4 . 2 1 50% 0 0

