

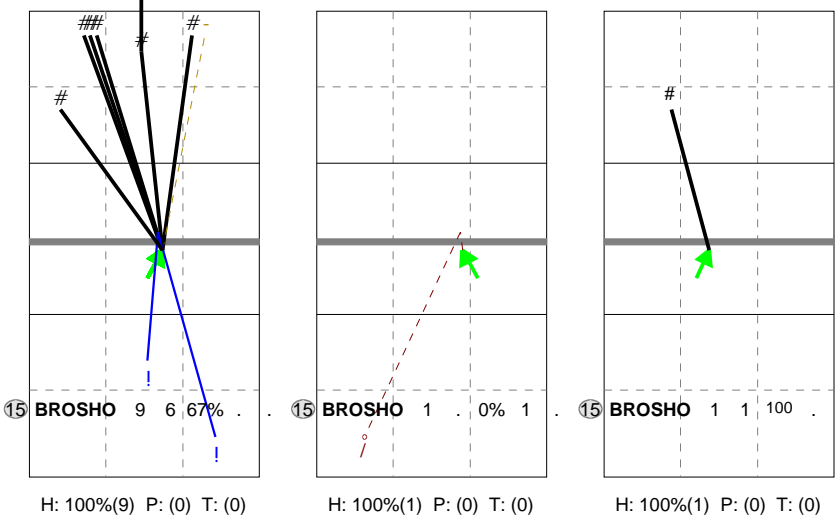
Total Direction Chart analysis

Germany | 15 BROSHOG | Atk after Rec | Setter in 1,5,4,2 | AND[~~~~T,6][~~~~H,6][~~~~O,6]

<b>X1</b>	Ind.	*E%	N	#	#%	=	/
	7	67%	9	6	67%	0	0

<b>X2</b>	Ind.	*E%	N	#	#%	=	/
	.	-100	1	0	0%	0	1

<b>XC</b>	Ind.	*E%	N	#	#%	=	/
	10	100	1	1	100	0	0

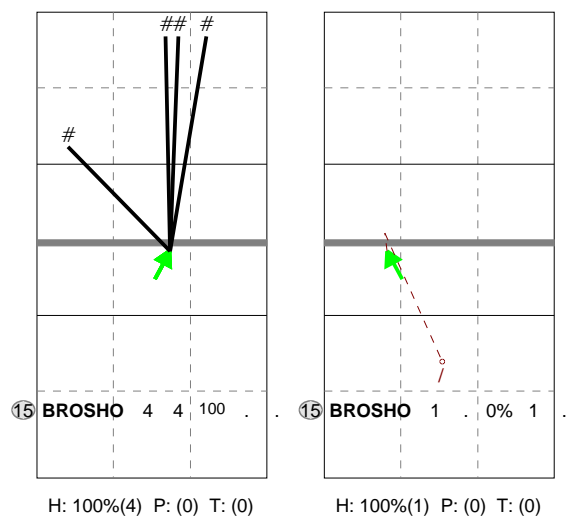


Total Direction Chart analysis

Germany | 15 BROSHOG | Transition | AND[\*~~~AO,6][~~~AM,6][~~~AH,6][~~~~T,6]

<b>X1</b>	Ind.	*E%	N	#	#%	=	/
	10	100	4	4	100	0	0

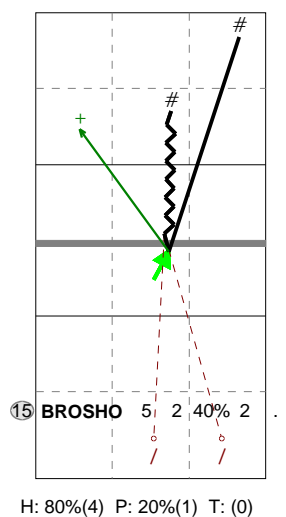
<b>X7</b>	Ind.	*E%	N	#	#%	=	/
	.	-100	1	0	0%	0	1



Total Direction Chart analysis

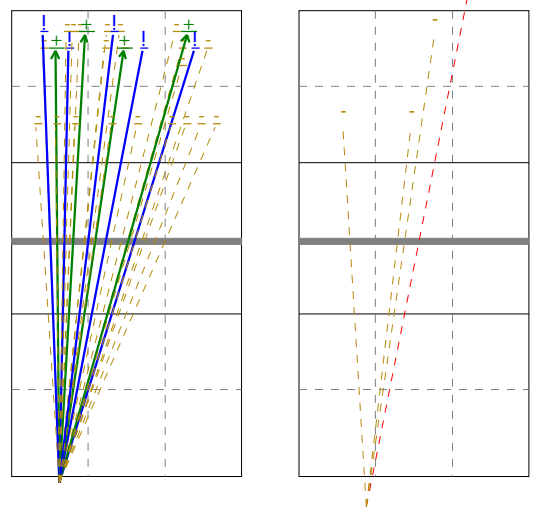
Germany | 15 BROSHOG | Atk after Rec | Setter in 6,3

<b>X1</b>	Ind.	*E%	N	#	#%	=	/
	5	.	5	2	40%	0	2



Ind.	*E%	N	=	#%	#	/
4	30%	30	0	0%	0	0

Ind.	*E%	N	=	#%	#	/
3	-25	4	1	25%	0	0



<b>XC</b>	Ind.	*E%	N	#	#%	=	/
	3	-33	3	0	0%	1	0

