

Total Direction Chart analysis

Germany | 14 STROHBACH | Atk after Rec | AND[~~~AO,6]

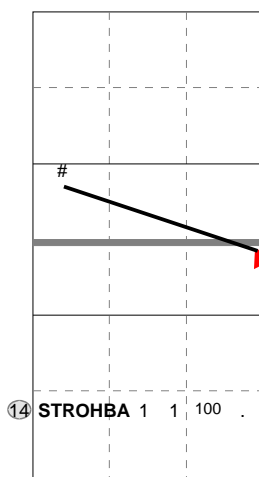
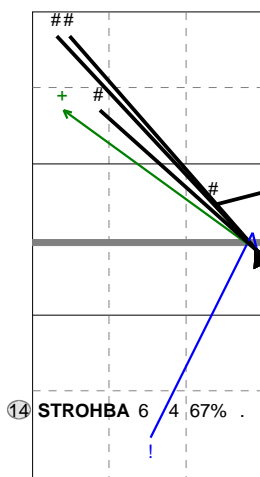
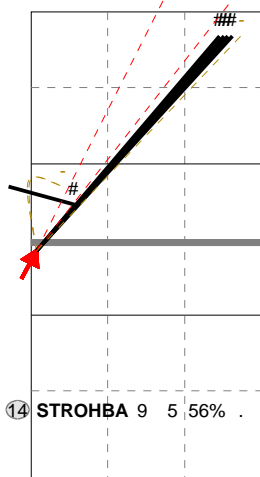
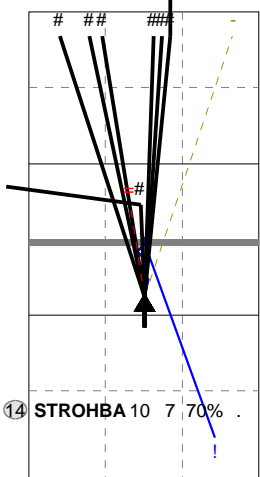
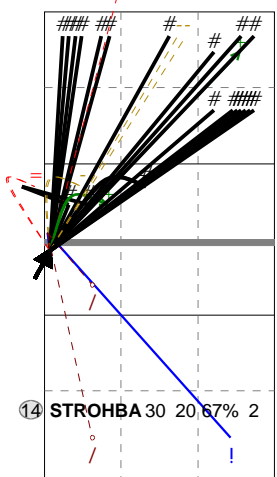
**X5** Ind. \*E% N # #% = / 2  
8 53% 30 20 67% 2 / 2

**XP** Ind. \*E% N # #% = / 0  
8 60% 10 7 70% 1 / 0

**V5** Ind. \*E% N # #% = / 0  
7 33% 9 5 56% 2 / 0

**X6** Ind. \*E% N # #% = / 0  
8 67% 6 4 67% 0 / 0

**V6** Ind. \*E% N # #% = / 0  
10 100 1 1 100 0 / 0



Total Direction Chart analysis

Germany | 14 STROHBACH | Transition | AND[~~~AO,6]

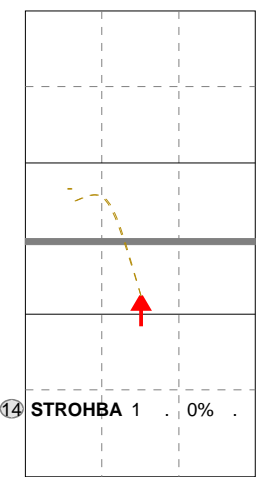
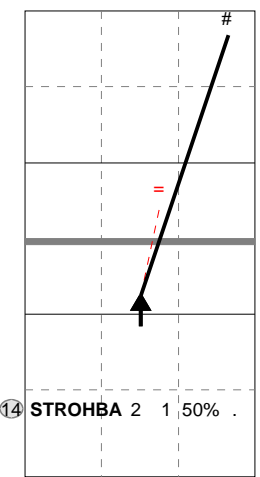
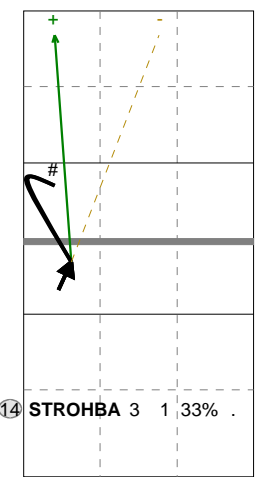
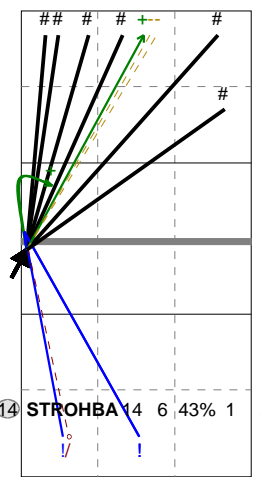
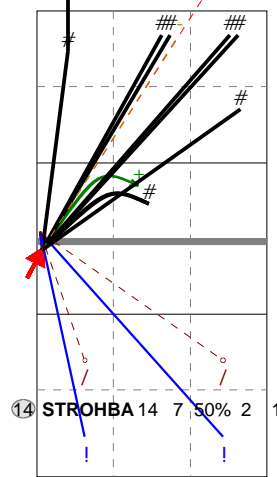
**V5** Ind. \*E% N # #% = / 2  
6 29% 14 7 50% 1 / 2

**X5** Ind. \*E% N # #% = / 1  
6 36% 14 6 43% 0 / 1

**V9** Ind. \*E% N # #% = / 0  
7 33% 3 1 33% 0 / 0

**XP** Ind. \*E% N # #% = / 0  
5 . 2 1 50% 1 / 0

**VP** Ind. \*E% N # #% = / 0  
5 . 1 0 0% 0 / 0



Ind. \*E% N # #% = / 1  
4 21% 43 9 21% 1 1

Ind. \*E% N # #% = / 1  
5 50% 18 3 17% 4 1

