


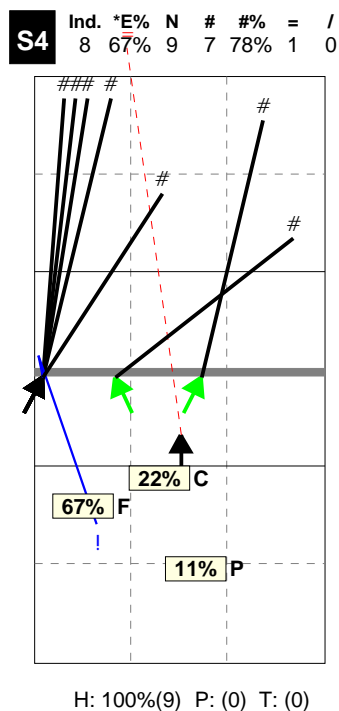
Total Zone Chart analysis

FRANCE | Atk after Rec | Setter in 4 | OR[*~R~#,1][*~R~



Total Direction Chart analysis

FRANCE | Atk after Rec | Setter in 4 | OR[*~R~#,1][*~R~+,1];:[6-16]

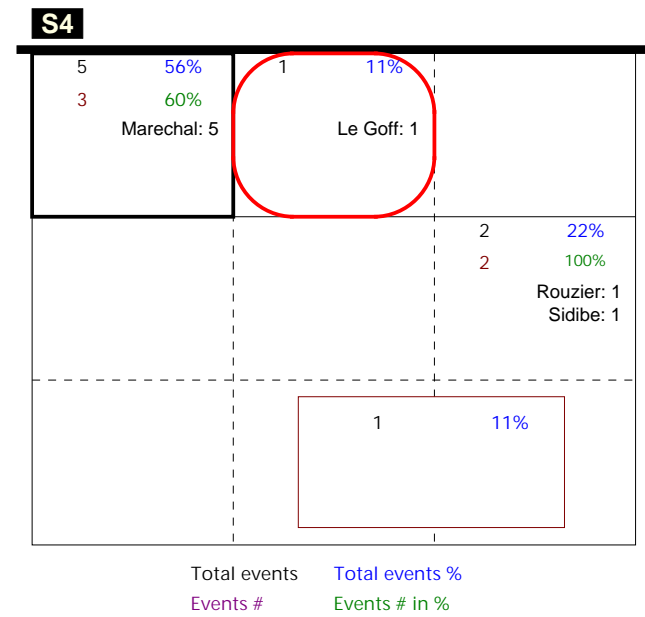


FRANCE | Player detail | Reception | Setter in 4 | ;:[6-16]

| Player | Skill | Type | S | Set | Ind | *E% | Tot | = | % | BP | pS | / | % | BP | pS | - | % | ! | % | + | % | # | % | BP | pS | |
|-------------|-----------|------|---|-----|-----|------|-----|---|-----|----|----|---|---|----|----|---|----|-----|---|-----|---|-----|------|-----|----|---|
| Team | Reception | | | 4 | 2 | 26% | 27 | 2 | 7% | 2 | . | . | . | . | . | . | 11 | 41% | 5 | 19% | 3 | 11% | 6 | 22% | . | . |
| 2 GREBENNIK | | | | | 10 | 100% | 2 | . | . | . | . | . | . | . | . | . | . | . | . | . | . | 2 | 100% | . | . | |
| 9 NGAPETH | | | | | 1 | 12% | 8 | 1 | 12% | 1 | . | . | . | . | . | . | 3 | 38% | 2 | 25% | 1 | 12% | 1 | 12% | . | . |
| 11 LYNEEL | | | | | . | . | 2 | . | . | . | . | . | . | . | . | . | 1 | 50% | 1 | 50% | . | . | . | . | . | |
| 16 MARECHAL | | | | | 2 | 27% | 15 | 1 | 7% | 1 | . | . | . | . | . | . | 7 | 47% | 2 | 13% | 2 | 13% | 3 | 20% | . | . |

Total Zone Chart analysis

FRANCE | Transition | Setter in 4 | AND[*~AO~PR~3,6][*~



Total Direction Chart analysis

FRANCE | Transition | Setter in 4 | AND[*~AO~PR~3,6][*~AO~P2~3,6][*~AO

