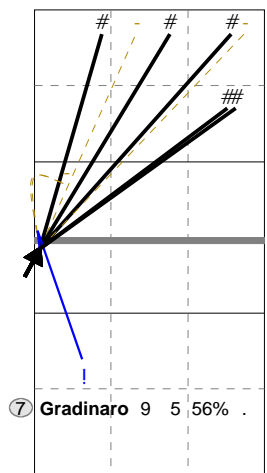


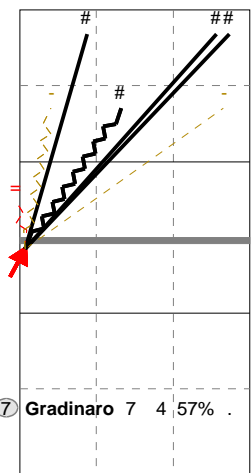
Total Direction Chart analysis

BULGARIA | 7 Gradinarov | Atk after Rec | AND[ AO,6]

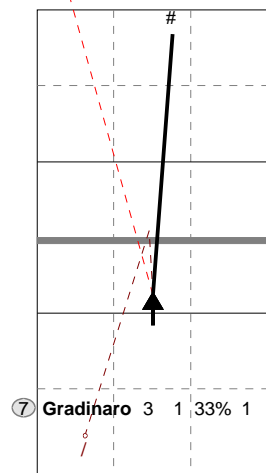
**X5** Ind. \*E% N # #% = / 7 56% 9 5 56% 0 / 0  
**V5** Ind. \*E% N # #% = / 7 43% 7 4 57% 1 / 0  
**XP** Ind. \*E% N # #% = / 3 -33 3 1 33% 1 / 1  
**V6** Ind. \*E% N # #% = / 2 -50 2 0 0% 0 / 1  
**V9** Ind. \*E% N # #% = / 5 . 1 0 0% 0 / 0



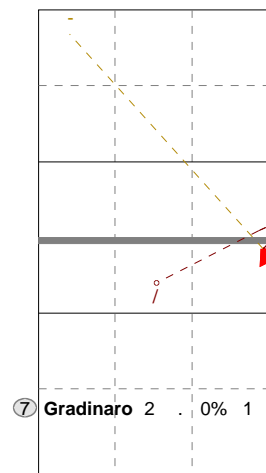
H: 89%(8) P: (0) T: 11%(1)



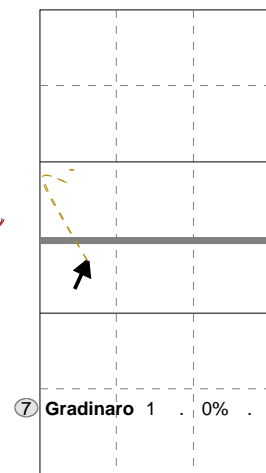
H: 57%(4) P: 43%(3) T: (0)



H: 100%(3) P: (0) T: (0)



H: 50%(1) P: (0) T: 50%(1)

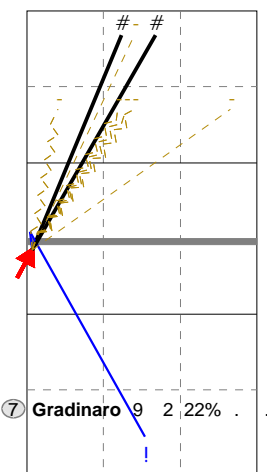


H: (0) P: (0) T: 100%(1)

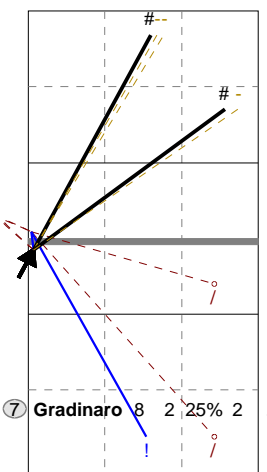
Total Direction Chart analysis

BULGARIA | 7 Gradinarov | Transition | AND[ AO,6]

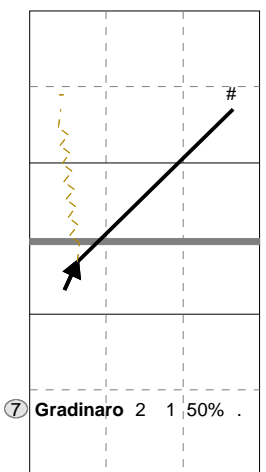
**V5** Ind. \*E% N # #% = / 6 22% 9 2 22% 0 / 0  
**X5** Ind. \*E% N # #% = / 4 . 8 2 25% 0 / 2  
**V9** Ind. \*E% N # #% = / 8 50% 2 1 50% 0 / 0  
**V6** Ind. \*E% N # #% = / 5 . 1 0 0% 0 / 0



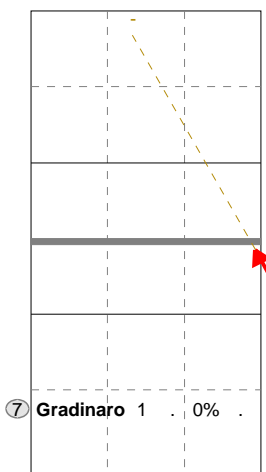
H: 56%(5) P: 44%(4) T: (0)



H: 88%(7) P: (0) T: 12%(1)



H: 50%(1) P: 50%(1) T: (0)



H: 100%(1) P: (0) T: (0)

Ind. \*E% N # #% = / 3 3% 32 12 38% 2 / 0

Ind. \*E% N # #% = / . 33% 3 1 33% 0 / 0

