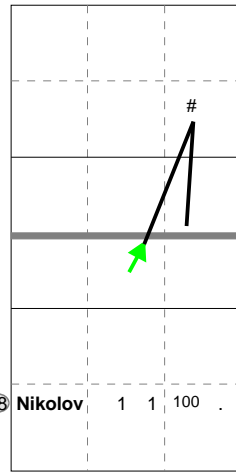
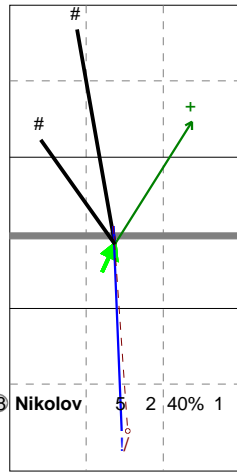
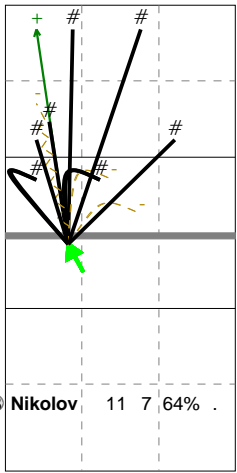


Total Direction Chart analysis

BULGARIA | 18 Nikolov | Atk after Rec | Setter in 1,5,4,2 | AND[~~~~T,6][~~~~H,6][~~~~O,6]

X7	Ind. *E% N # #% = /	XC	Ind. *E% N # #% = /	X1	Ind. *E% N # #% = /
	8 64% 11 7 64% 0 0		5 20% 5 2 40% 0 1		10 100 1 1 100 0 0

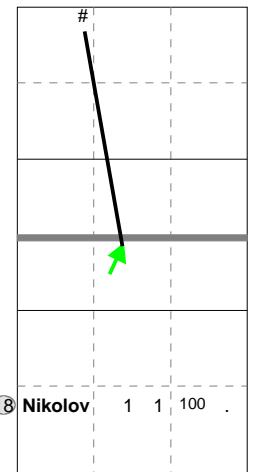
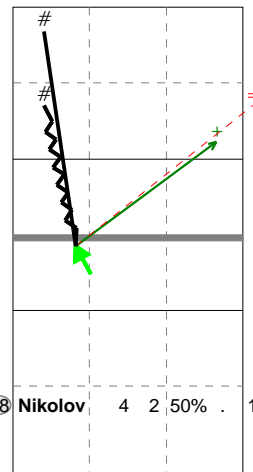


H: 55%(6) P: 9%(1) T: 36%(4) H: 100%(5) P: (0) T: (0) H: 100%(1) P: (0) T: (0)

Total Direction Chart analysis

BULGARIA | 18 Nikolov | Transition | AND[*~~AO,6][~~~AM,6][~~~AH,6][~~~T,6]

X7	Ind. *E% N # #% = /	XC	Ind. *E% N # #% = /
	6 25% 4 2 50% 1 0		10 100 1 1 100 0 0

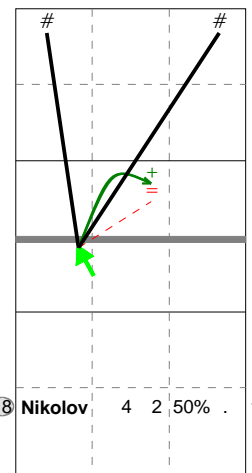


H: 75%(3) P: 25%(1) T: (0) H: 100%(1) P: (0) T: (0)

Total Direction Chart analysis

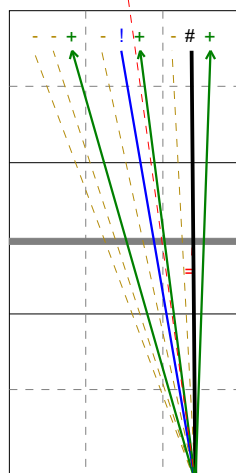

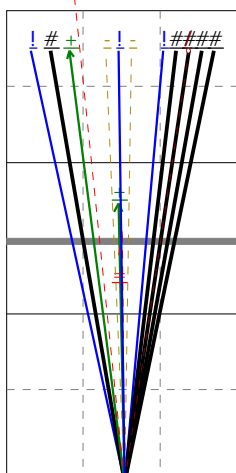
BULGARIA | 18 Nikolov | Atk after Rec | Setter in 6,3

X7	Ind. *E% N # #% = /
	6 25% 4 2 50% 1 0

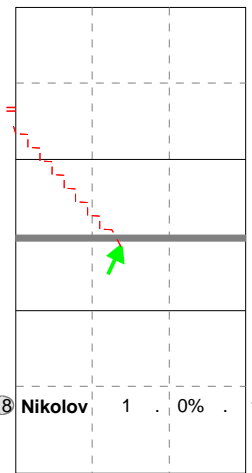


H: 75%(3) P: (0) T: 25%(1)

Ind. *E% N # #% = /	Ind. *E% N # #% = /	Ind. *E% N # #% = /
5 60% 15 2 13% 5 1	3 13% 15 5 33% 1 0	4 27% 11 2 18% 1 0



XC	Ind. *E% N # #% = /
	. -100 1 0 0% 1 0



H: (0) P: 100%(1) T: (0)