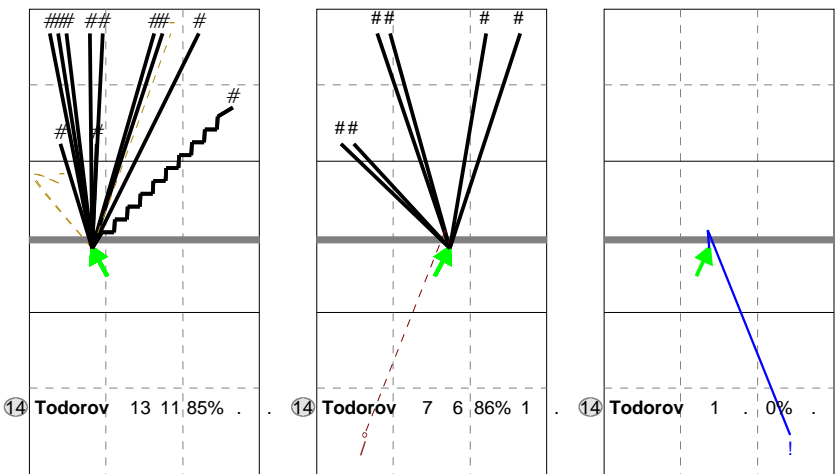


Total Direction Chart analysis

BULGARIA | 14 Todorov | Atk after Rec | Setter in 1,5,4,2 | AND[T,6][H,6][O,6]

X7	Ind. *E% N # #% = /	X1	Ind. *E% N # #% = /	XC	Ind. *E% N # #% = /
	9 85% 13 11 85% 0 0		9 71% 7 6 86% 0 1		. . 1 0 0% 0 0

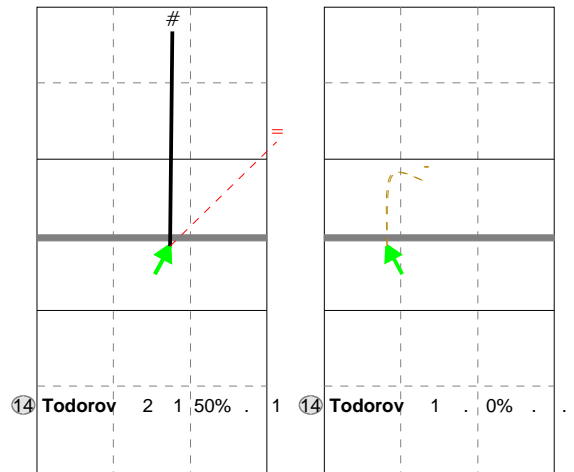


H: 85%(11) P: 8%(1) T: 8%(1) H: 100%(7) P: (0) T: (0) H: 100%(1) P: (0) T: (0)

Total Direction Chart analysis

BULGARIA | 14 Todorov | Transition | AND[* AO,6][AM,6][AH,6][T,6]

X1	Ind. *E% N # #% = /	X7	Ind. *E% N # #% = /
	5 . 2 1 50% 1 0		5 . 1 0 0% 0 0

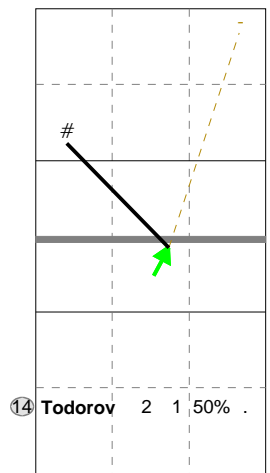


H: 100%(2) P: (0) T: (0) H: (0) P: (0) T: 100%(1)

Total Direction Chart analysis

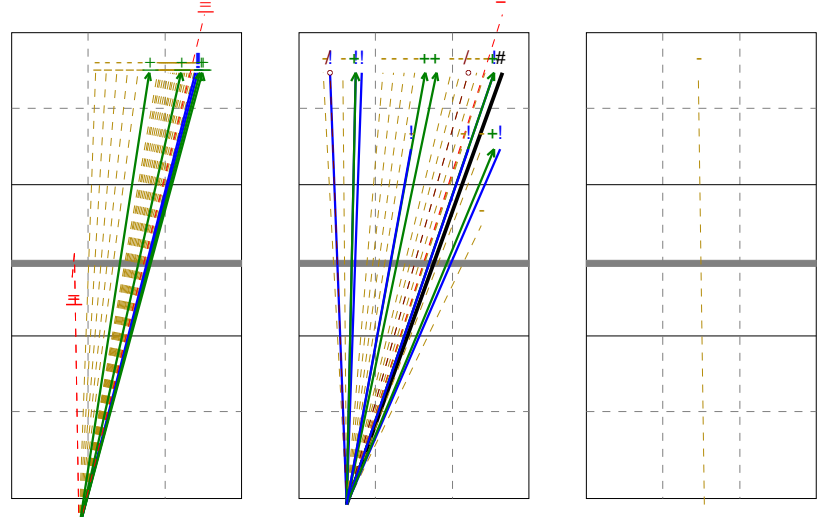
BULGARIA | 14 Todorov | Atk after Rec | Setter in 6,3

X1	Ind. *E% N # #% = /
	8 50% 2 1 50% 0 0

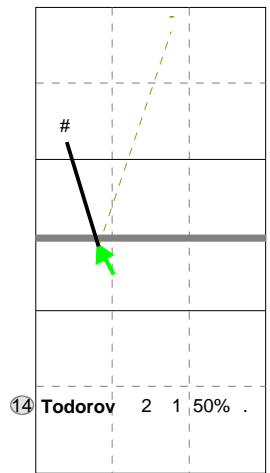


H: 100%(2) P: (0) T: (0)

Ind. *E% N # #% = /	Ind. *E% N # #% = /	Ind. *E% N # #% = /
4 9% 32 3 9% 0 0	4 45% 31 1 3% 1 2	4 . 1 0 0% 0 0



X7	Ind. *E% N # #% = /
	8 50% 2 1 50% 0 0



H: 100%(2) P: (0) T: (0)