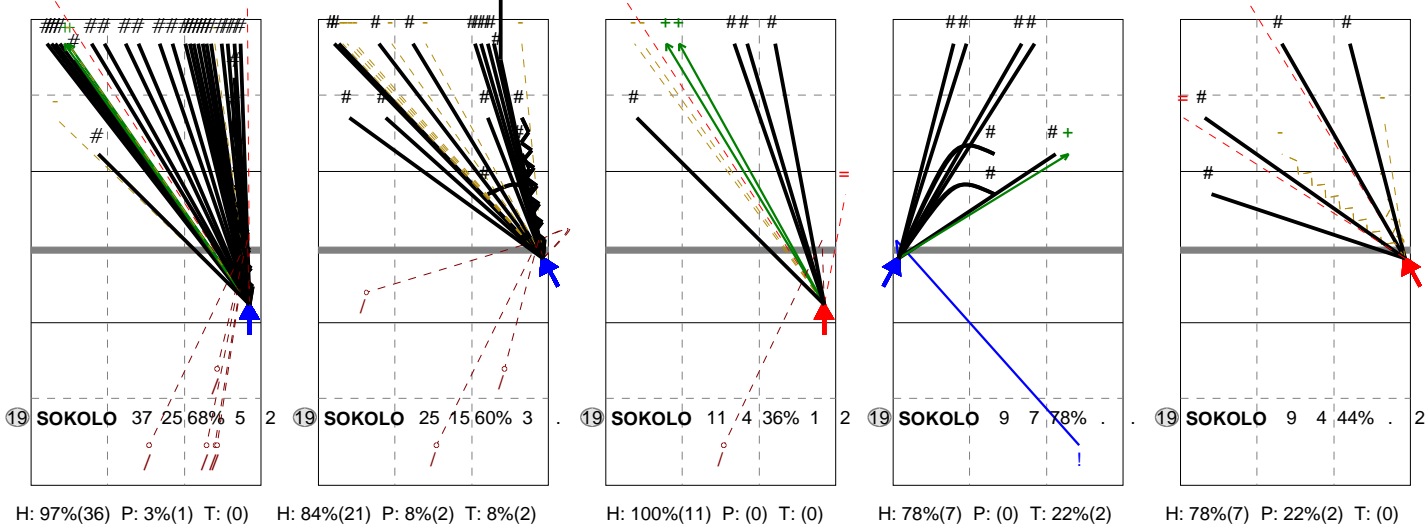


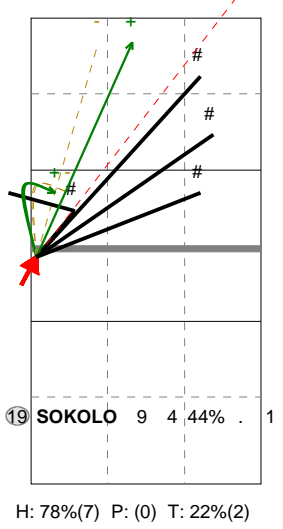
Total Direction Chart analysis

Bulgaria | 19 SOKOLOV | Atk after Rec | (XF,X2,X1, XM,XG,XC,X7,PP,X9,XT,X3,X4, XB,XP, XR,X5,X0,X6,X8, CB,CF,CD,C5,C0,C6,C8,V5,V6,V8,VB,VP,VR,P2)

X8 Ind. *E% N # #% = / 7 49% 37 25 68% 2 5
X6 Ind. *E% N # #% = / 7 48% 25 15 60% 0 3
V8 Ind. *E% N # #% = / 5 9% 11 4 36% 2 1
X5 Ind. *E% N # #% = / 8 78% 9 7 78% 0 0
V6 Ind. *E% N # #% = / 6 22% 9 4 44% 2 0



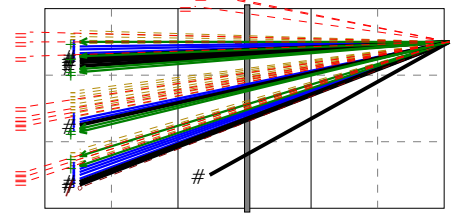
V5 Ind. *E% N # #% = / 7 33% 9 4 44% 1 0



Total Direction Chart analysis

Bulgaria | 19 SOKOLOV | Serve

Ind. *E% N # #% / 3 39% 66 20 30% 8 1



Bulgaria | 19 SOKOLOV | Transition | (XF,X2,X1, XM,XG,XC,X7,PP,X9,XT,X3,X4, XB,XP, XR,X5,X0,X6,X8, CB,CF,CD,C5,C0,C6,C8,V5,V6,V8,VB,VP,VR,P2)

X6 Ind. *E% N # #% = / 7 38% 13 8 62% 2 1
V8 Ind. *E% N # #% = / 5 9% 11 5 45% 4 0
X8 Ind. *E% N # #% = / 6 40% 10 6 60% 1 1

