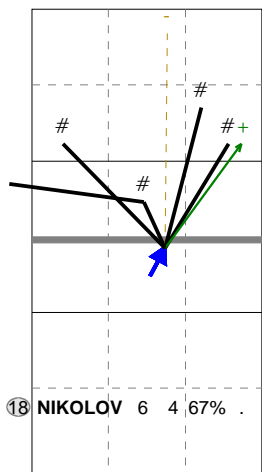


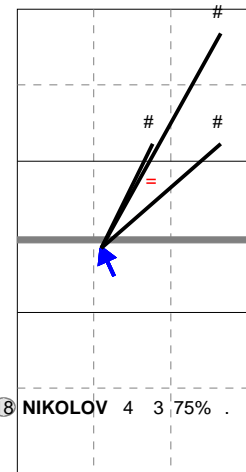
Total Direction Chart analysis

Bulgaria | 18 NIKOLOV | Atk after Rec | Setter in 1,5,4,2

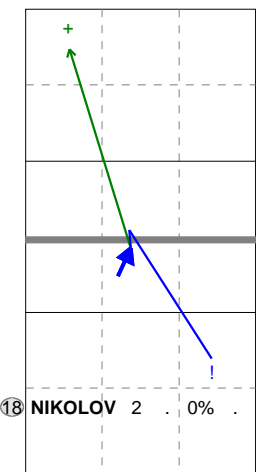
<b>X1</b>	Ind. *E% N # #% = /	<b>X7</b>	Ind. *E% N # #% = /	<b>XC</b>	Ind. *E% N # #% = /
	8 67% 6 4 67% 0 / 0		8 50% 4 3 75% 1 / 0		2 . 2 0 0% 0 / 0



H: 100%(6) P: (0) T: (0)



H: 100%(4) P: (0) T: (0)

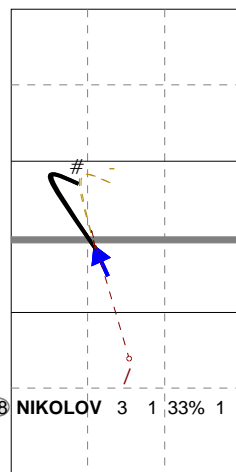


H: 100%(2) P: (0) T: (0)

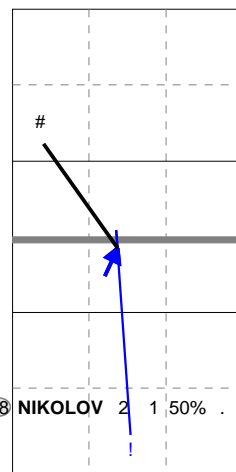
Total Direction Chart analysis

Bulgaria | 18 NIKOLOV | Atk after Rec | Setter in 6,3 | (X2,

<b>X7</b>	Ind. *E% N # #% = /	<b>XC</b>	Ind. *E% N # #% = /
	5 . 3 1 33% 0 / 1		5 50% 2 1 50% 0 / 0

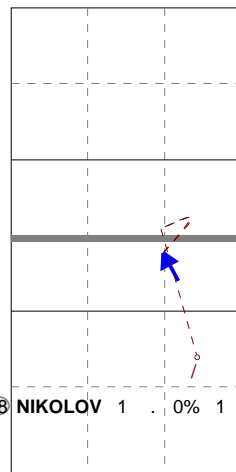


H: (0) P: 33%(1) T: 67%(2)



H: 100%(2) P: (0) T: (0)

<b>X2</b>	Ind. *E% N # #% = /
	. -100 1 0 0% 0 / 1

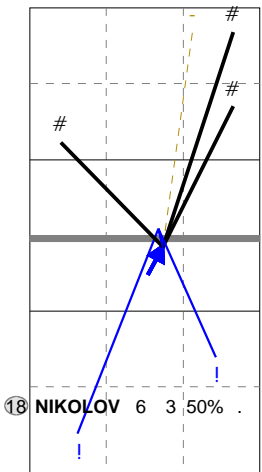


H: (0) P: (0) T: 100%(1)

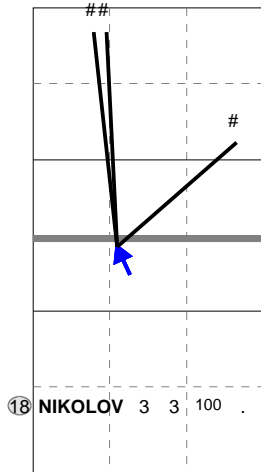
Total Direction Chart analysis

Bulgaria | 18 NIKOLOV | Transition | (X2,X1,XC,X7,V0)

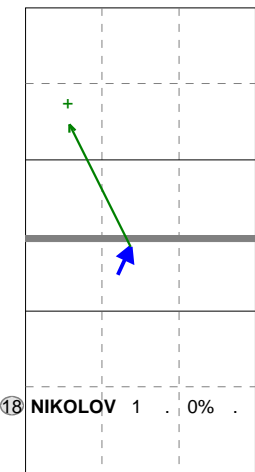
<b>X1</b>	Ind. *E% N # #% = /	<b>X7</b>	Ind. *E% N # #% = /	<b>XC</b>	Ind. *E% N # #% = /
	6 50% 6 3 50% 0 / 0		10 100 3 3 100 0 / 0		5 . 1 0 0% 0 / 0



H: 100%(6) P: (0) T: (0)



H: 100%(3) P: (0) T: (0)



H: 100%(1) P: (0) T: (0)

Ind. *E% N # #% = /	Ind. *E% N # #% = /	Ind. *E% N # #% = /
3 46% 28 6 21% 2 / 0	2 50% 8 3 38% 0 / 0	. 50% 2 1 50% 0 / 0

