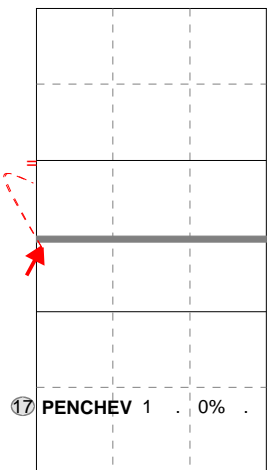
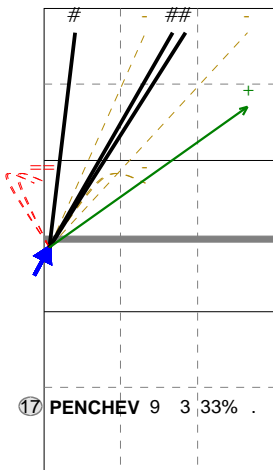


Total Direction Chart analysis

Bulgaria | 17 PENCHEV | Atk after Rec | (XF,X2,X1,XM,XG,XC,X7,PP,X9,XT,X3,X4,XB,XP,XR,X5,X0,X6,X8,CB,CF,CD,C5,C0,C6,C8,V5,V0,V6,V8,VB,VP,VR,P2)

<b>X5</b>	Ind.	*E%	N	#	#%	=	/
	6	11%	9	3	33%	2	0

<b>V5</b>	Ind.	*E%	N	#	#%	=	/
	.	-100	1	0	0%	1	0



17 PENCHEV 9 3 33% . 2 17 PENCHEV 1 . 0% . 1

H: 67%(6) P: (0) T: 33%(3)

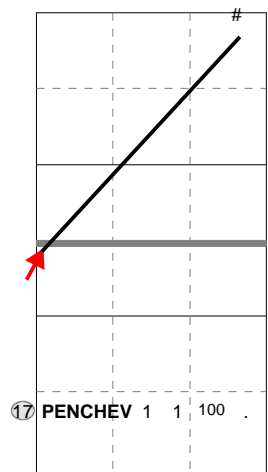
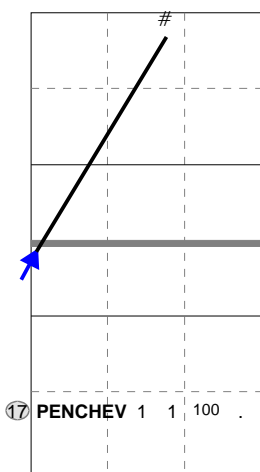
H: (0) P: (0) T: 100%(1)

Total Direction Chart analysis

Bulgaria | 17 PENCHEV | Transition | (XF,X2,X1,XM,XG,XC,X7,PP,X9,XT,X3,X4,XB,XP,XR,X5,X0,X6,X8,CB,CF,CD,C5,C0,C6,C8,V5,V0,V6,V8,VB,VP,VR,P2)

<b>X5</b>	Ind.	*E%	N	#	#%	=	/
	10	100	1	1	100	0	0

<b>V5</b>	Ind.	*E%	N	#	#%	=	/
	10	100	1	1	100	0	0



17 PENCHEV 1 1 100 . . 17 PENCHEV 1 1 100 . .

H: 100%(1) P: (0) T: (0)

H: 100%(1) P: (0) T: (0)

Ind.	*E%	N	=	#%	#	/
4	75%	8	0	0%	1	1

Ind.	*E%	N	=	#%	#	/
3	33%	3	0	0%	0	0

Ind.	*E%	N	=	#%	#	/
4	.	1	0	0%	0	0

