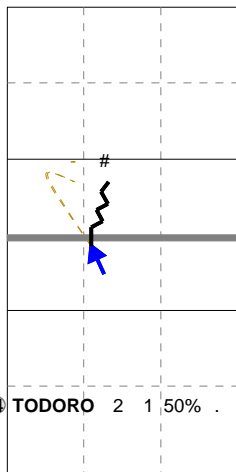
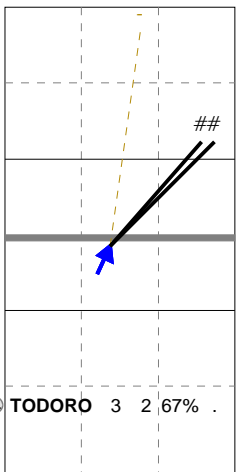


Total Direction Chart analysis

Bulgaria | 14 TODOROV | Atk after Rec | Setter in 1,5,4,2

XC	Ind.	*E%	N	#	#%	=	/
	8	67%	3	2	67%	0	0

X7	Ind.	*E%	N	#	#%	=	/
	8	50%	2	1	50%	0	0



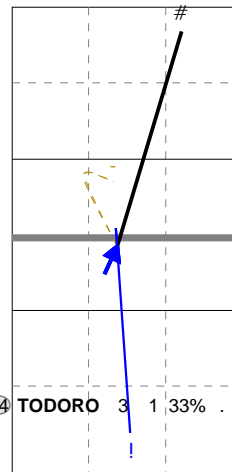
H: 100%(3) P: (0) T: (0)

H: (0) P: 50%(1) T: 50%(1)

Total Direction Chart analysis

Bulgaria | 14 TODOROV | Atk after Rec | Setter in 6,3 | (X2

XC	Ind.	*E%	N	#	#%	=	/
	5	33%	3	1	33%	0	0

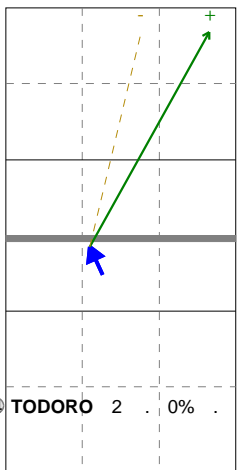


H: 67%(2) P: (0) T: 33%(1)

Total Direction Chart analysis

Bulgaria | 14 TODOROV | Transition | (X2,X1,XC,X7,V0)

X7	Ind.	*E%	N	#	#%	=	/
	5	.	2	0	0%	0	0



H: 100%(2) P: (0) T: (0)

Ind.	*E%	N	=	%	#	/
3	38%	8	0	0%	0	0

Ind.	*E%	N	=	%	#	/
2	71%	7	0	0%	0	0

