

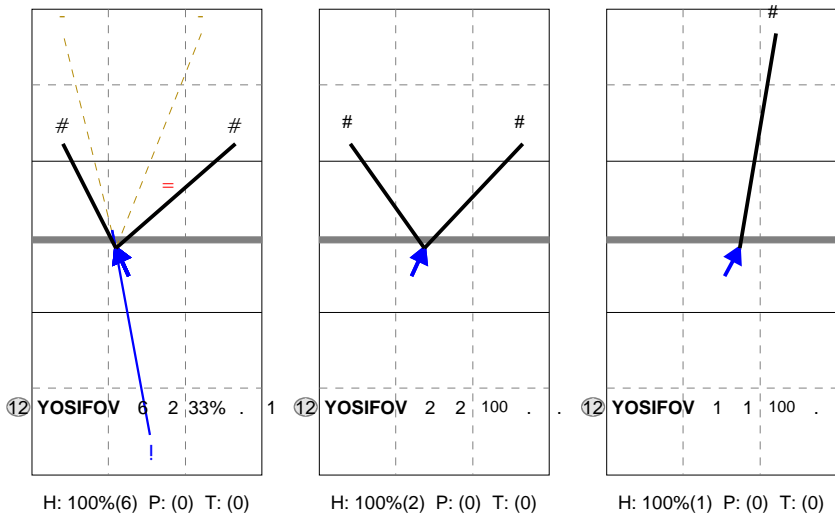
Total Direction Chart analysis

Bulgaria | 12 YOSIFOV | Atk after Rec | Setter in 1,5,4,2

X7	Ind.	*E%	N	#	#%	=	/
	5	17%	6	2	33%	1	0

XC	Ind.	*E%	N	#	#%	=	/
	10	100	2	2	100	0	0

X1	Ind.	*E%	N	#	#%	=	/
	10	100	1	1	100	0	0

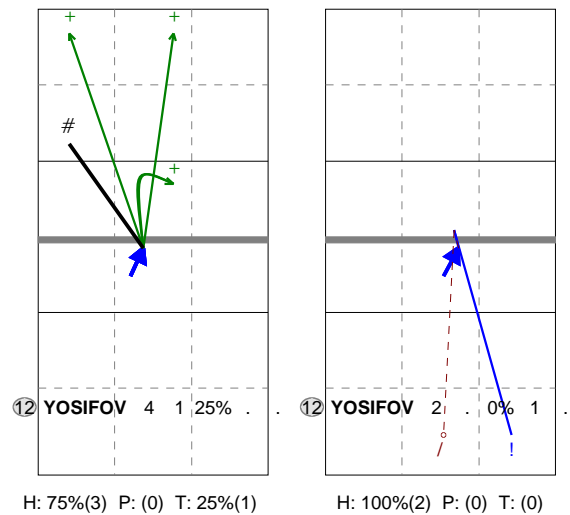


Total Direction Chart analysis

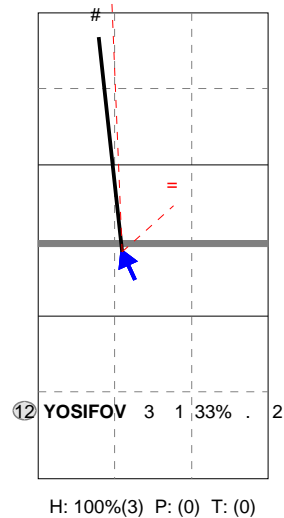
Bulgaria | 12 YOSIFOV | Atk after Rec | Setter in 6,3 | (X2,

XC	Ind.	*E%	N	#	#%	=	/
	6	25%	4	1	25%	0	0

X1	Ind.	*E%	N	#	#%	=	/
	.	-50	2	0	0%	0	1



X7	Ind.	*E%	N	#	#%	=	/
	3	-33	3	1	33%	2	0

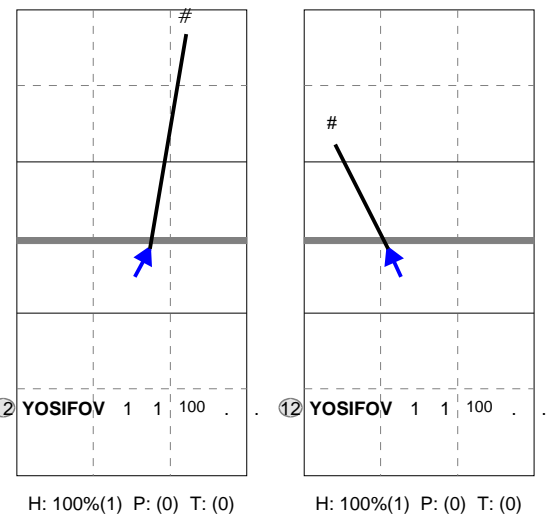


Total Direction Chart analysis

Bulgaria | 12 YOSIFOV | Transition | (X2,X1,XC,X7,V0)

X1	Ind.	*E%	N	#	#%	=	/
	10	100	1	1	100	0	0

X7	Ind.	*E%	N	#	#%	=	/
	10	100	1	1	100	0	0



Ind.	*E%	N	=	#%	#	/
4	48%	46	7	15%	7	2

Ind.	*E%	N	=	#%	#	/
4	42%	24	5	21%	2	3

Ind.	*E%	N	=	#%	#	/
.	.	1	1	100	0	0

