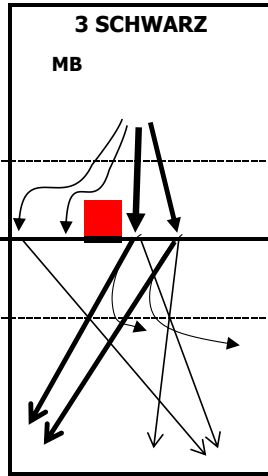
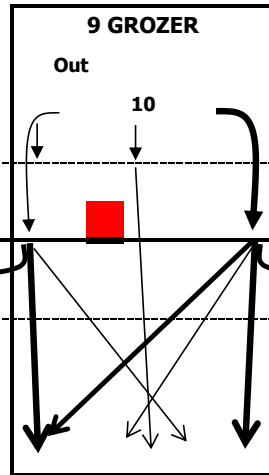
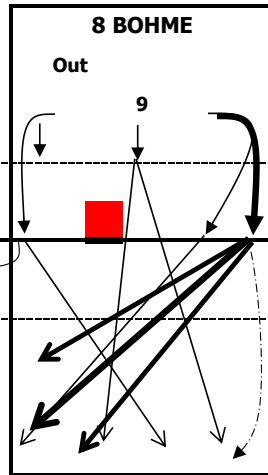
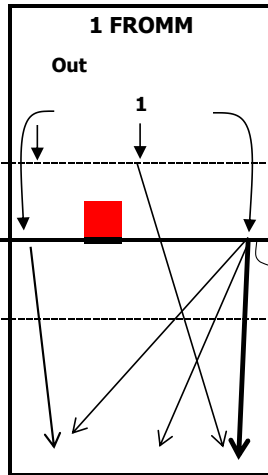
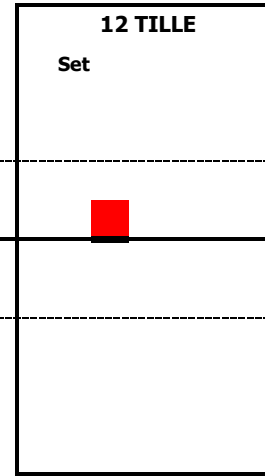
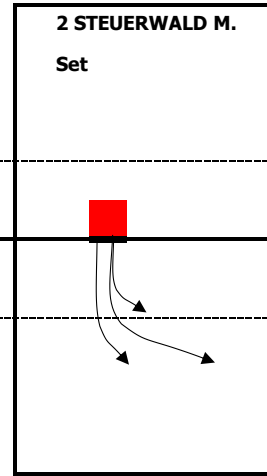
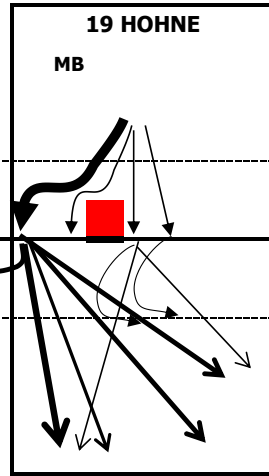
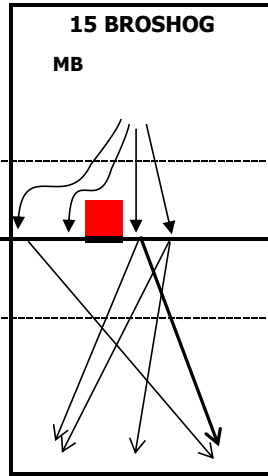




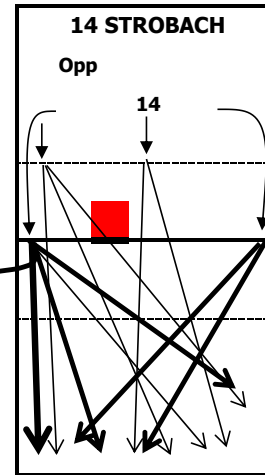
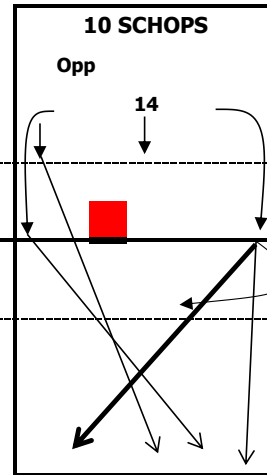
# GERMANY - Analysis of the attack directions



TIPs !!!



TIP + SHOT



	sum	perc	eff	#	##%
<b>GERMANY</b>	<b>643</b>		<b>31%</b>	<b>296</b>	<b>46%</b>
1 FROMM	116	18%	38%	58	50%
2 STEURWALD M.	0	0%	0%	0	0%
3 SCHWARZ	54	8%	28%	21	39%
4 TISCHER	0	0%	0%	0	0%
6 KALIBERDA	151	23%	36%	73	48%
8 BOHME	40	6%	40%	23	58%
9 GROZER	149	23%	21%	58	39%
10 SCHOPS	25	4%	24%	11	44%
11 KAMPA	0	0%	0%	0	0%
12 TILLE	0	0%	0%	0	0%
14 STROBACH	0	0%	0%	0	0%
15 BROSHOG	23	4%	57%	16	70%
19 HOHNE	42	7%	10%	15	36%
20 COLLIN	35	5%	43%	18	51%

sum: sum of all attacks of player

perc: value in percent of team

eff: efficiency

#: kills

##%: kills in percent

# GERMANY - all Statistics

pld Set	Points					Serve								Reception										Attack											
	pts	P/s	easy=	all=	W-L	Σ	=	-	+	#	=%	#%	eff%	Σ	in %	=	/	-	+	#	=/%	+##%	#%	eff%	Σ	in %	=	/	!	+	#	=/%	#%	eff%	
<b>GERMANY</b>	26	423	16,3	149	473	-50	583	90	251	196	46	15%	8%	42%	483		41	24	209	101	108	13%	43%	22%	30%	674		51	48	46	42	315	15%	47%	32%
1 FROMM	22	71	3,2	20	60	11	74	15	22	29	8	20%	11%	50%	53	11%	8	3	26	9	7	21%	30%	13%	9%	117	17%	5	9	13	5	59	12%	50%	38%
2 STEUERWALD M.	16	0		1	12	-12	4	1	2	1	0	25%	0%	25%	49	10%	3	3	24	10	9	12%	38%	18%	27%	0									
3 SCHWARZ	10	22	2,2	5	20	2	22	0	15	7	0	0%	0%	32%	45	9%	3	1	25	11	5	9%	35%	11%	27%	56	8%	5	1	5	1	22	11%	39%	29%
4 TISCHER	13	10	0,8	9	21	-11	36	6	17	13	0	17%	0%	36%	1	0%	0	0	1	0	0	0%	0%	0%	0%	4	1%	0	0	0	0	4	0%	100%	100%
6 KALIBERDA	22	79	3,6	14	58	21	70	3	48	17	2	4%	3%	27%	153	32%	11	9	59	38	36	13%	49%	24%	35%	152	23%	10	9	12	14	73	13%	48%	36%
8 BOHME	17	35	2,1	17	41	-6	34	14	12	7	1	41%	3%	24%	1	0%	0	0	0	1	0	0%	100%	0%	100%	44	7%	3	4	2	2	26	16%	59%	43%
9 GROZER	21	87	4,1	35	72	15	97	24	18	38	17	25%	18%	57%	4	1%	1	1	0	1	1	50%	50%	25%	0%	154	23%	11	16	9	9	60	18%	39%	21%
10 SCHOPS	5	17	3,4	7	12	5	13	3	3	3	4	23%	31%	54%	2	0%	0	1	0	1	0	50%	50%	0%	0%	26	4%	3	2	2	2	12	19%	46%	27%
11 KAMPA	20	11	0,6	6	42	-31	63	4	29	25	5	6%	8%	48%	0											5	1%	1	1	0	0	2	40%	40%	0%
12 TILLE	23	0			34	-34	0							119	25%	9	4	47	19	40		11%	50%	34%	39%	0									
14 STROBACH	0	0				0	0							0												0									
15 BROSHOG	18	28	1,6	5	25	3	51	3	30	17	1	6%	2%	35%	0											24	4%	1	2	0	2	16	13%	67%	54%
19 HOHNE	12	18	1,5	14	30	-12	25	5	14	6	0	20%	0%	24%	54	11%	6	2	26	11	9	15%	37%	17%	22%	43	6%	9	2	2	2	15	26%	35%	9%
20 COLLIN	22	38	1,7	13	35	3	76	10	33	26	7	13%	9%	43%	1	0%	0	0	1	0	0	0%	0%	0%	0%	40	6%	2	1	0	4	22	8%	55%	47%

	Block						Defense					Freeball					Set			
	Σ	=	+	#	#%	eff%	Σ	=	/!	+#	+##%	eff%	Σ	err	bad	god	eff%	Σ	=	eff%
<b>GERMANY</b>	304	105	66	62	20%	8%	418	131	106	181	43%	50%	19	0	5	14	74%	268	7	86%
1 FROMM	25	9	5	4	16%	0%	37	14	4	19	51%	51%	2	0	1	1	50%	0		
2 STEUERWALD M.	0						26	8	6	12	46%	50%	3	0	0	3	100%	13	0	85%
3 SCHWARZ	12	5	2	0	0%	-25%	17	6	5	6	35%	53%	2	0	1	1	50%	2	0	100%
4 TISCHER	17	4	4	6	35%	35%	28	8	6	14	50%	54%	0					86	3	85%
6 KALIBERDA	24	12	1	4	17%	-29%	63	13	27	23	37%	44%	2	0	0	2	100%	6	0	67%
8 BOHME	42	14	12	8	19%	14%	13	6	2	5	38%	54%	0					0		
9 GROZER	33	12	4	10	30%	6%	34	8	7	19	56%	74%	1	0	0	1	100%	5	0	20%
10 SCHOPS	2	0	1	1	50%	100%	9	3	2	4	44%	44%	0					1	1	-100%
11 KAMPA	31	14	6	4	13%	-13%	55	21	12	22	40%	44%	3	0	3	0	0%	138	1	97%
12 TILLE	0						78	25	19	34	44%	51%	2	0	0	2	100%	7	0	100%
14 STROBACH	0						0						0					0		
15 BROSHOG	44	13	12	11	25%	23%	11	5	4	2	18%	18%	1	0	0	1	100%	5	1	20%
19 HOHNE	9	4	0	3	33%	-11%	21	4	7	10	48%	62%	1	0	0	1	100%	2	0	0%
20 COLLIN	50	14	17	9	18%	24%	12	7	3	2	17%	25%	2	0	0	2	100%	2	1	-100%

pld Set      played Sets  
 P/s          Points per Set  
 pts          Points  
 easy=        easy errors (serve, net contact, ...)  
 all=          all errors  
 W-L          points - errors  
 Σ            sum of all events  
 in %         in percent of all team events

# GERMANY - Attack-Statistic

	K1 & K2 Attacks								K1 All Attacks								K2 Attacks								K1 aft R other Ply				K1 after own Rec			
	Σ	in %	=	/	#	=/%	##	eff	Σ	in %	=	/	#	=/%	##	eff	Σ	in %	=	/	#	=/%	##	eff	sum	#	##	eff	sum	#	##	eff
<b>GERMANY</b>	643		49	47	296	15%	46%	31%	399		28	22	201	13%	50%	38%	244		21	25	95	19%	39%	20%	323	166	51%		68	32	47%	
6 KALIBERDA	151	23%	10	9	73	13%	48%	36%	94	24%	7	5	48	13%	51%	38%	57	23%	3	4	25	12%	44%	32%	55	31	56%	49%	39	17	44%	23%
9 GROZER	149	23%	10	16	58	17%	39%	21%	69	17%	2	6	33	12%	48%	36%	80	33%	8	10	25	23%	31%	9%	68	33	49%	38%	1	0	0%	-100%
1 FROMM	116	18%	5	9	58	12%	50%	38%	70	18%	5	3	36	11%	51%	40%	46	19%	0	6	22	13%	48%	35%	59	29	49%	39%	11	7	64%	45%
3 SCHWARZ	54	8%	5	1	21	11%	39%	28%	29	7%	0	0	15	0%	52%	52%	25	10%	5	1	6	24%	24%	0%	22	10	45%	45%	7	5	71%	71%
19 HOHNE	42	7%	9	2	15	26%	36%	10%	33	8%	7	0	13	21%	39%	18%	9	4%	2	2	2	44%	22%	-22%	24	10	42%	17%	9	3	33%	22%
8 BOHME	40	6%	3	4	23	18%	58%	40%	29	7%	3	2	16	17%	55%	38%	11	5%	0	2	7	18%	64%	45%	29	16	55%	38%	0			
20 COLLIN	35	5%	2	1	18	9%	51%	43%	31	8%	2	1	17	10%	55%	45%	4	2%	0	0	1	0%	25%	25%	31	17	55%	45%	0			
10 SCHOPS	25	4%	3	2	11	20%	44%	24%	16	4%	0	2	7	13%	44%	31%	9	4%	3	0	4	33%	44%	11%	15	7	47%	40%	1	0	0%	-100%
15 BROSHOG	23	4%	1	2	16	13%	70%	57%	20	5%	1	2	13	15%	65%	50%	3	1%	0	0	3	0%	100%	100%	20	13	65%	50%	0			
2 STEUERWALD M.	0								0								0								0				0			
4 TISCHER	0								0								0								0				0			
11 KAMPA	0								0								0								0				0			
12 TILLE	0								0								0								0				0			
14 STROBACH	0								0								0								0				0			

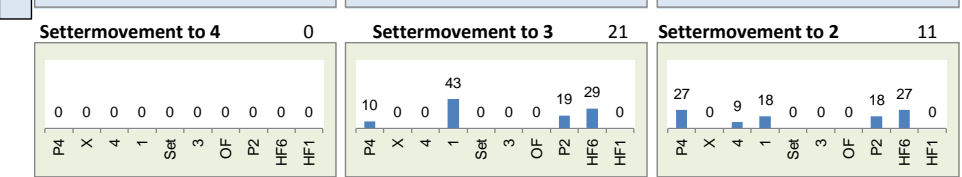

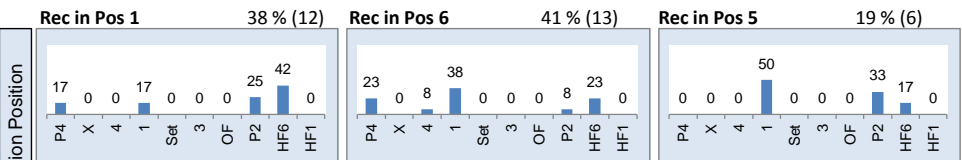
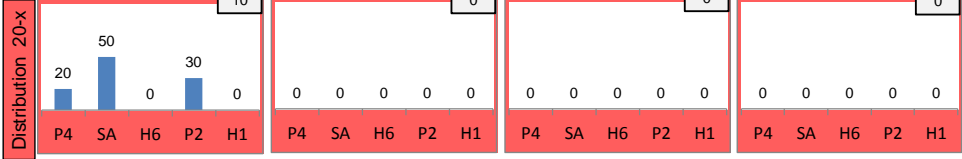
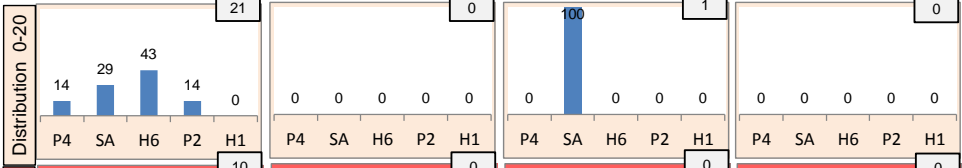
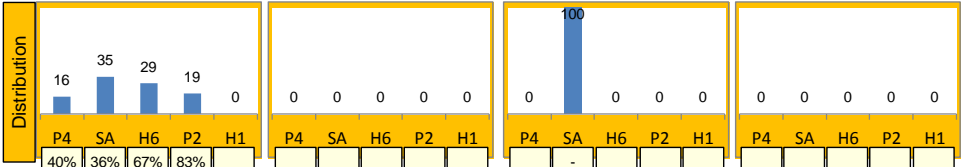
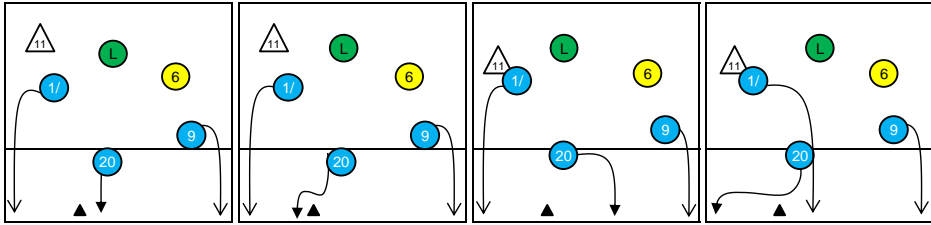
	K1 after R#+								K1 after R-!								Freeball-Attacks							
	Σ	in %	=	/	#	=/%	##	eff	Σ	in %	=	/	#	=/%	##	eff	Σ	in %	=	/	#	=/%	##	eff
<b>GERMANY</b>	204		12	14	124	13%	61%	48%	195		16	8	77	12%	39%	27%	82		10	11	26	26%	32%	6%
6 KALIBERDA	38	19%	0	2	25	5%	66%	61%	56	29%	7	3	23	18%	41%	23%	16	267%	2	0	6	13%	38%	25%
9 GROZER	39	19%	2	4	24	15%	62%	46%	30	15%	0	2	9	7%	30%	23%	30	600%	2	6	5	27%	17%	-10%
1 FROMM	31	15%	1	2	18	10%	58%	48%	39	20%	4	1	18	13%	46%	33%	12	200%	0	4	6	33%	50%	17%
3 SCHWARZ	9	4%	0	0	6	0%	67%	67%	20	10%	0	0	9	0%	45%	45%	14	280%	4	0	5	29%	36%	7%
19 HOHNE	7	3%	3	0	3	43%	43%	0%	26	13%	4	0	10	15%	38%	23%	5	500%	1	1	1	40%	20%	-20%
8 BOHME	20	10%	2	1	13	15%	65%	50%	9	5%	1	1	3	22%	33%	11%	0							
20 COLLIN	27	13%	2	1	15	11%	56%	44%	4	2%	0	0	2	0%	50%	50%	2	200%	0	0	1	0%	50%	50%
10 SCHOPS	8	4%	0	1	6	13%	75%	62%	8	4%	0	1	1	13%	12%	0%	3	150%	1	0	2	33%	67%	33%
15 BROSHOG	18	9%	1	2	11	17%	61%	44%	2	1%	0	0	2	0%	100%	100%	0							
2 STEUERWALD M.	0								0								0							
4 TISCHER	0								0								0							
11 KAMPA	0								0								0							
12 TILLE	0								0								0							
14 STROBACH	0								0								0							



# Rotation 1

# GERMANY

Base K1 97% (31) Base K2 0% (0) Base K7 3% (1) Base KD 0% (0)



# Distribution

K1 after all R 60 33% 48% K1 after R# 32 50% 63% K2 Transition 43 12% 28%

Category	0	-	12	20%	0	-	0	-	9	28%	0	-	0	-	4	9%	0	-
Base K1	-	-	58%	75%	-	-	-	-	67%	78%	-	-	-	-	-25%	0%	-	-
Base K2	14	23%	12	20%	22	37%	6	19%	12	38%	5	16%	19	44%	6	14%	14	33%
Base K7	36%	50%	25%	42%	23%	36%	83%	83%	25%	42%	40%	60%	5%	32%	33%	33%	21%	29%

Reception	Σ	Σ %	=	= %	+	+ %	#	# %	+ # %	Eff
GERMANY	65	100%	5	8%	15	23%	17	26%	49%	42%
12 TILLE	19	29%	1	5%	3	16%	7	37%	53%	47%
6 KALIBERDA	18	28%	1	6%	5	28%	6	33%	61%	56%
2 STEUERWALD M.	8	12%	0	0%	1	13%	1	13%	25%	25%
3 SCHWARZ	8	12%	0	0%	3	38%	1	13%	50%	50%
1 FROMM	7	11%	2	29%	2	29%	1	14%	43%	14%
19 HOHNE	5	8%	1	20%	1	20%	1	20%	40%	20%

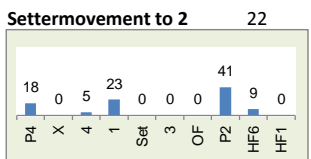
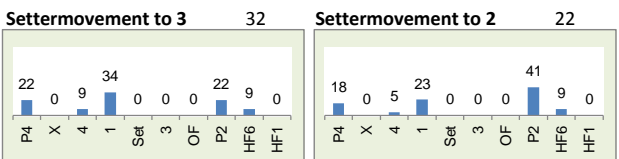
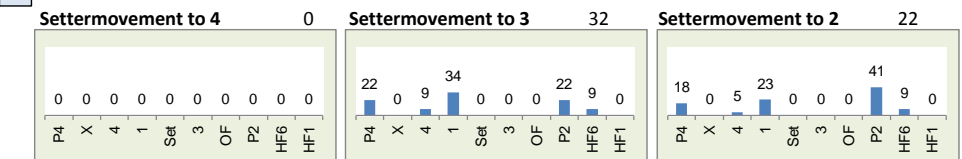



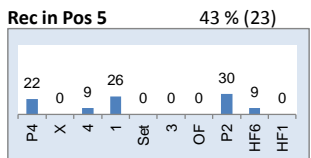
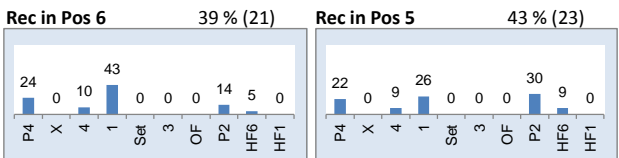
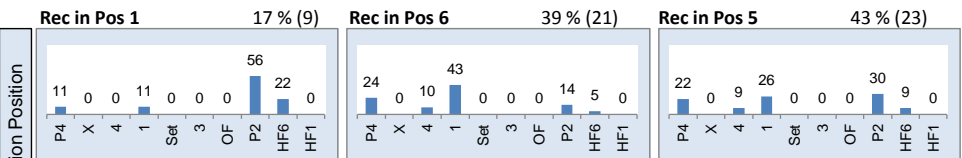
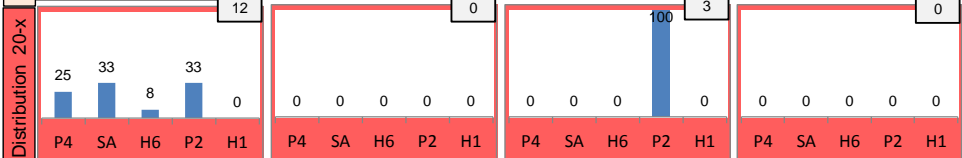
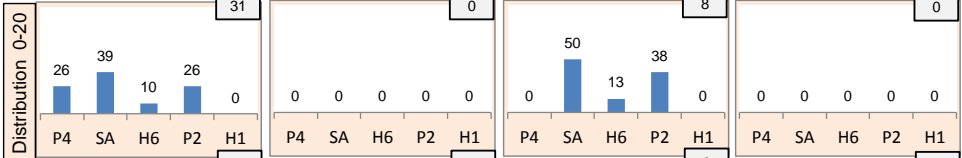
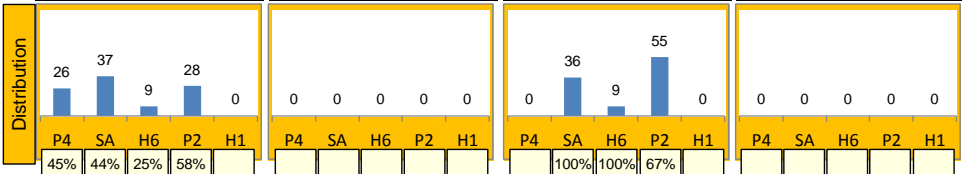
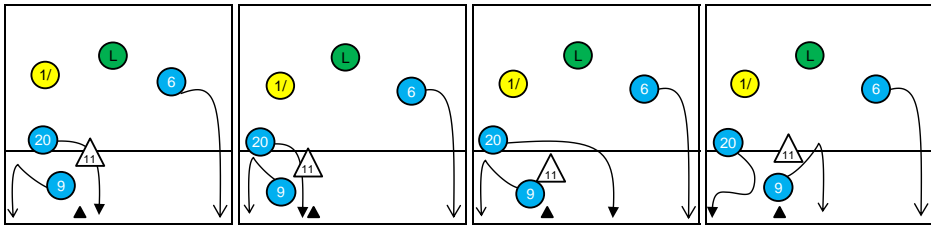
K1-Attacks after R#	Σ	Σ %	=	= %	#	# %	Eff
GERMANY	32	100%	3	9%	20	63%	50%
20 COLLIN	6	19%	0	0%	3	50%	50%
6 KALIBERDA	5	16%	0	0%	5	100%	100%
1 FROMM	4	13%	0	0%	3	75%	75%
3 SCHWARZ	4	13%	0	0%	4	100%	100%
9 GROZER	4	13%	0	0%	2	50%	25%
8 BOHME	3	9%	1	33%	1	33%	0%
15 BROSHOG	2	6%	1	50%	1	50%	0%

K2-Attacks - Transition	Σ	Σ %	=	= %	#	# %	Eff
GERMANY	43	100%	1	2%	12	28%	12%
9 GROZER	18	42%	1	6%	6	33%	11%
1 FROMM	8	19%	0	0%	3	38%	25%
6 KALIBERDA	6	14%	0	0%	1	17%	0%
20 COLLIN	4	9%	0	0%	1	25%	25%
19 HOHNE	3	7%	0	0%	0	0%	-33%
3 SCHWARZ	2	5%	0	0%	0	0%	0%
8 BOHME	2	5%	0	0%	1	50%	50%

# Rotation 6

# GERMANY

Base K1 80 % (43) Base K2 0 % (0) Base K7 20 % (11) Base KD 0 % (0)



# Distribution

K1 after all R 82 46% 57% K1 after R#+ 54 54% 67% K2 Transition 42 21% 43%

Base	P4	SA	H6	P2	H1
K1 after all R	0	6	7%	0	-
K1 after R#+	0	5	9%	0	-
K2 Transition	0	6	14%	0	-

Reception	Σ	Σ %	=	= %	+	+ %	#	# %	+ # %	Eff
GERMANY	92	100%	7	8%	24	26%	30	33%	59%	51%
6 KALIBERDA	30	33%	2	7%	9	30%	7	23%	53%	47%
12 TILLE	28	30%	2	7%	4	14%	14	50%	64%	57%
3 SCHWARZ	11	12%	1	9%	3	27%	2	18%	45%	36%
19 HOHNE	10	11%	1	10%	3	30%	3	30%	60%	50%
1 FROMM	8	9%	1	13%	2	25%	3	38%	63%	50%
2 STEURWALD M.	3	3%	0	0%	2	67%	1	33%	100%	100%

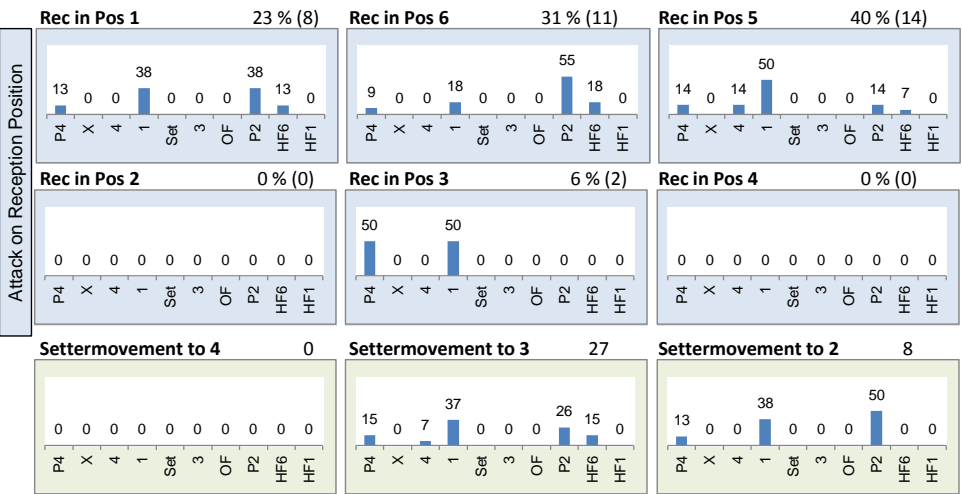
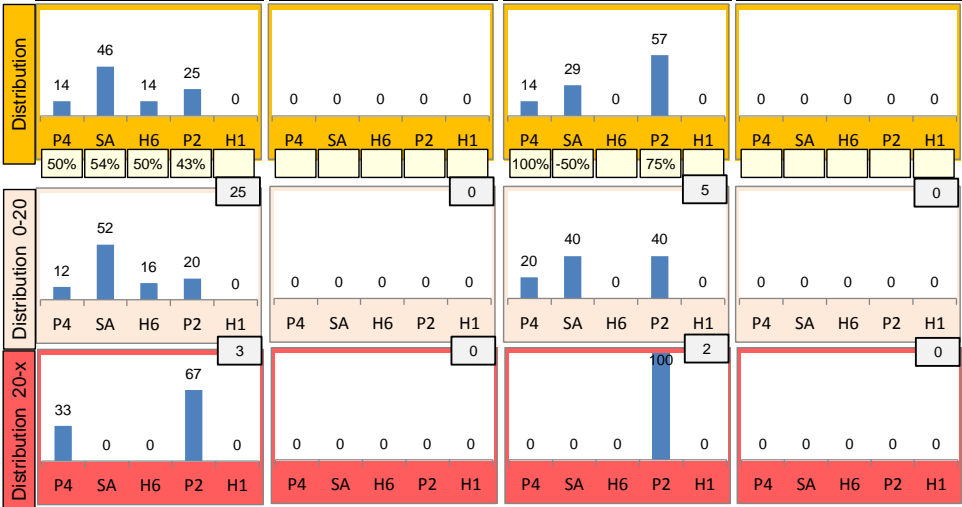
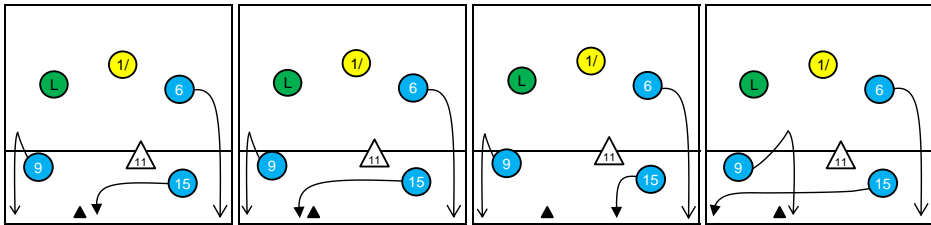
K1-Attacks after R#+	Σ	Σ %	=	= %	#	# %	Eff
GERMANY	54	100%	4	7%	36	67%	54%
9 GROZER	12	22%	1	8%	9	75%	67%
20 COLLIN	11	20%	1	9%	7	64%	55%
6 KALIBERDA	10	19%	0	0%	7	70%	70%
1 FROMM	7	13%	1	14%	4	57%	29%
15 BROSHOG	5	9%	0	0%	3	60%	40%
16 FISCHER	4	7%	0	0%	3	75%	75%
10 SCHOPS	3	6%	0	0%	2	67%	33%

K2-Attacks - Transition	Σ	Σ %	=	= %	#	# %	Eff
GERMANY	42	100%	5	12%	18	43%	21%
6 KALIBERDA	11	26%	0	0%	5	45%	36%
9 GROZER	9	21%	2	22%	2	22%	0%
3 SCHWARZ	8	19%	1	13%	3	38%	12%
1 FROMM	7	17%	0	0%	4	57%	29%
10 SCHOPS	5	12%	2	40%	2	40%	0%
15 BROSHOG	1	2%	0	0%	1	100%	100%
19 HOHNE	1	2%	0	0%	1	100%	100%

# Rotation 5

# GERMANY

Base K1 80 % (28) Base K2 0 % (0) Base K7 20 % (7) Base KD 0 % (0)



# Distribution

K1 after all R 82 38% 48% K1 after R# 35 49% 57% K2 Transition 46 17% 39%

Player	Count	%	Eff
0	-	7 9%	0 -
-	-	57% 57%	- -
18	22%	21 26%	36 44%
50%	61%	48% 57%	22% 33%
0	-	4 11%	0 -
-	-	50% 50%	- -
11	31%	15 43%	5 14%
55%	64%	40% 53%	60% 60%
0	-	4 9%	0 -
-	-	-25% 25%	- -
20	43%	2 4%	20 43%
15%	35%	50% 50%	25% 45%

Reception	Σ	Σ %	=	= %	+	+ %	#	# %	+ # %	Eff
GERMANY	99	100%	15	15%	18	18%	17	17%	35%	20%
6 KALIBERDA	29	29%	6	21%	8	28%	3	10%	38%	17%
12 TILLE	24	24%	2	8%	2	8%	7	29%	38%	29%
1 FROMM	14	14%	3	21%	1	7%	1	7%	14%	-7%
3 SCHWARZ	11	11%	0	0%	2	18%	1	9%	27%	27%
19 HOHNE	9	9%	2	22%	1	11%	2	22%	33%	11%
2 STEURWALD M.	8	8%	0	0%	3	38%	2	25%	63%	63%

K1-Attacks after R#	Σ	Σ %	=	= %	#	# %	Eff
GERMANY	35	100%	1	3%	20	57%	49%
8 BOHME	8	23%	1	13%	4	50%	25%
9 GROZER	8	23%	0	0%	5	63%	50%
15 BROSHOG	5	14%	0	0%	3	60%	60%
1 FROMM	4	11%	0	0%	2	50%	50%
6 KALIBERDA	4	11%	0	0%	2	50%	50%
10 SCHOPS	2	6%	0	0%	2	100%	100%
20 COLLIN	2	6%	0	0%	1	50%	50%



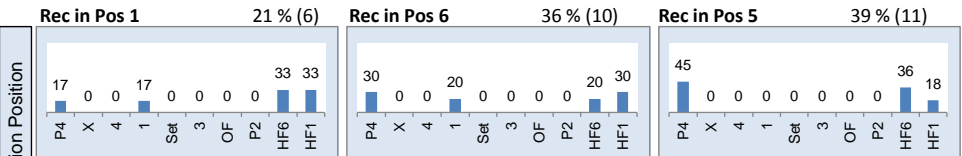
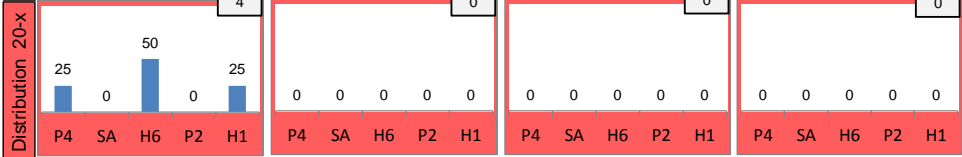
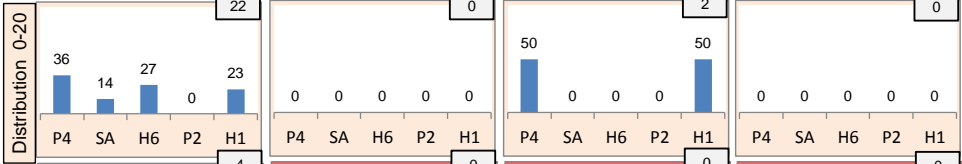
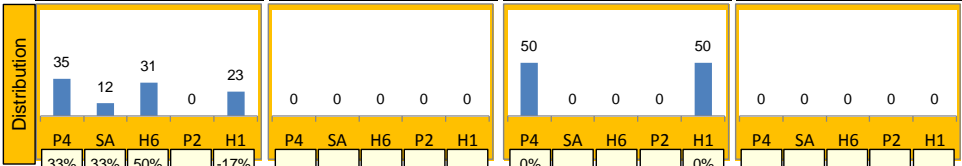
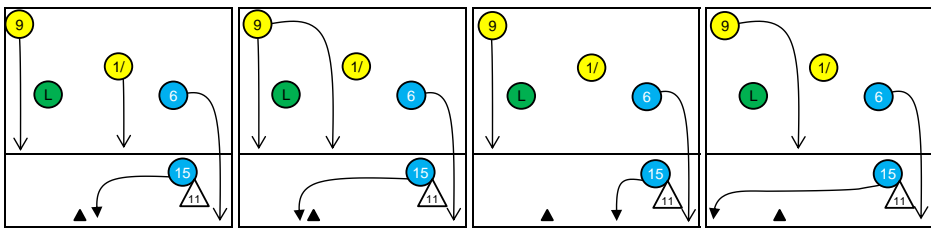
K2-Attacks - Transition	Σ	Σ %	=	= %	#	# %	Eff
GERMANY	46	100%	5	11%	18	39%	17%
9 GROZER	18	39%	0	0%	6	33%	17%
6 KALIBERDA	11	24%	2	18%	5	45%	27%
1 FROMM	6	13%	0	0%	3	50%	33%
3 SCHWARZ	4	9%	2	50%	1	25%	-25%
10 SCHOPS	3	7%	1	33%	1	33%	0%
8 BOHME	2	4%	0	0%	1	50%	50%
19 HOHNE	2	4%	0	0%	1	50%	0%



# Rotation 4

# GERMANY

Base K1 93% (26) Base K2 0% (0) Base K7 7% (2) Base KD 0% (0)



# Distribution

K1 after all R 75 32% 44% K1 after R#+ 28 25% 36% K2 Transition 49 22% 39%

11 15%	12 16%	0 -	7 25%	8 29%	0 -	14 29%	9 18%	0 -
0% 18%	50% 67%	- -	-14% 14%	50% 63%	- -	-21% 14%	56% 56%	- -
0 -	7 9%	45 60%	0 -	3 11%	10 36%	0 -	6 12%	20 41%
- -	14% 29%	38% 47%	- -	33% 33%	30% 30%	- -	67% 83%	25% 35%

Reception	Σ	Σ %	=	= %	+	+ %	#	# %	+ # %	Eff
GERMANY	96	100%	15	16%	20	21%	10	10%	31%	16%
6 KALIBERDA	33	34%	8	24%	7	21%	2	6%	27%	3%
12 TILLE	22	23%	3	14%	5	23%	4	18%	41%	27%
19 HOHNE	14	15%	2	14%	3	21%	0	0%	21%	7%
1 FROMM	10	10%	0	0%	2	20%	1	10%	30%	30%
2 STEUERWALD M.	10	10%	1	10%	1	10%	3	30%	40%	30%
3 SCHWARZ	5	5%	0	0%	1	20%	0	0%	20%	20%

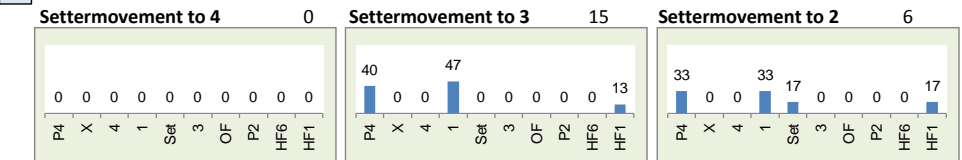

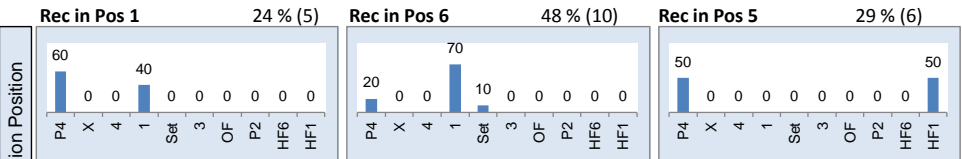
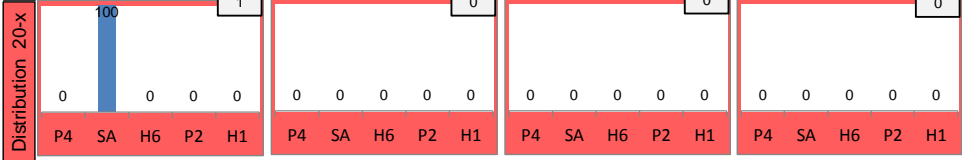
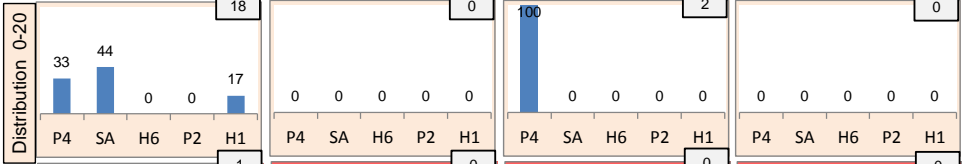
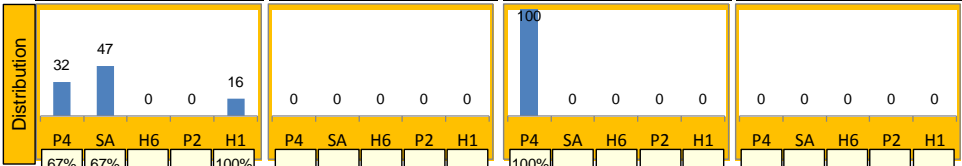
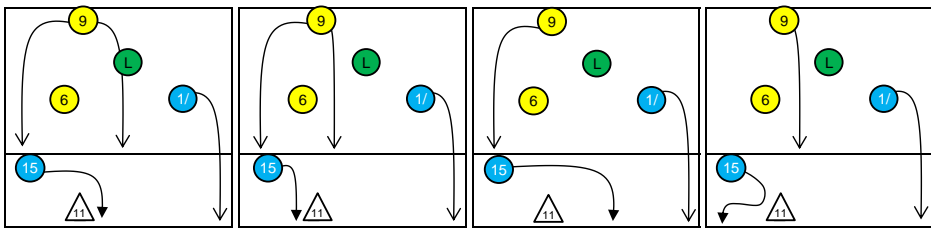
K1-Attacks after R#+	Σ	Σ %	=	= %	#	# %	Eff
GERMANY	28	100%	1	4%	10	36%	25%
6 KALIBERDA	9	32%	0	0%	4	44%	33%
1 FROMM	6	21%	0	0%	3	50%	50%
9 GROZER	6	21%	1	17%	1	17%	-17%
3 SCHWARZ	2	7%	0	0%	0	0%	0%
8 BOHME	1	4%	0	0%	1	100%	100%
10 SCHOPS	1	4%	0	0%	0	0%	0%
15 BROSHOG	1	4%	0	0%	0	0%	0%

K2-Attacks - Transition	Σ	Σ %	=	= %	#	# %	Eff
GERMANY	49	100%	4	8%	19	39%	22%
6 KALIBERDA	15	31%	0	0%	8	53%	47%
9 GROZER	13	27%	3	23%	2	15%	-15%
1 FROMM	7	14%	0	0%	3	43%	29%
3 SCHWARZ	7	14%	1	14%	1	14%	0%
8 BOHME	5	10%	0	0%	4	80%	60%
15 BROSHOG	1	2%	0	0%	1	100%	100%
19 HOHNE	1	2%	0	0%	0	0%	0%

# Rotation 3

# GERMANY

Base K1 90 % (19) Base K2 0 % (0) Base K7 10 % (2) Base KD 0 % (0)



# Distribution

K1 after all R 47 45% 53% K1 after R#+ 20 75% 80% K2 Transition 35 29% 46%

	8	17%	1	2%	0	-	3	15%	0	-	0	-	11	31%	3	9%	0	-
	38%	38%	100%	100%	-	-	100%	100%	-	-	-	-	18%	36%	33%	67%	-	-
	0	-	10	21%	28	60%	0	-	9	45%	8	40%	0	-	2	6%	19	54%
	-	-	50%	70%	43%	50%	-	-	67%	78%	75%	75%	-	-	100%	100%	26%	42%

Reception	Σ	Σ %	=	= %	+	+ %	#	# %	+ # %	Eff
GERMANY	62	100%	11	18%	10	16%	11	18%	34%	16%
12 TILLE	19	31%	5	26%	2	11%	5	26%	37%	11%
6 KALIBERDA	16	26%	1	6%	2	13%	4	25%	38%	31%
19 HOHNE	9	15%	1	11%	1	11%	1	11%	22%	11%
3 SCHWARZ	7	11%	1	14%	2	29%	1	14%	43%	29%
1 FROMM	6	10%	2	33%	2	33%	0	0%	33%	0%
2 STEUERWALD M.	5	8%	1	20%	1	20%	0	0%	20%	0%

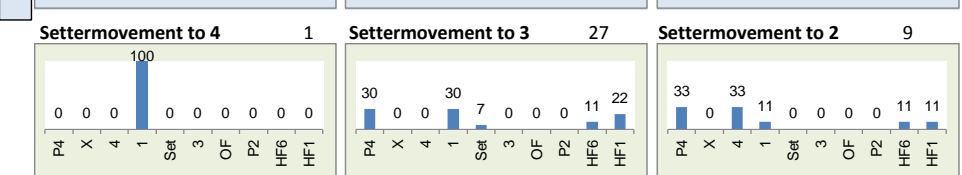

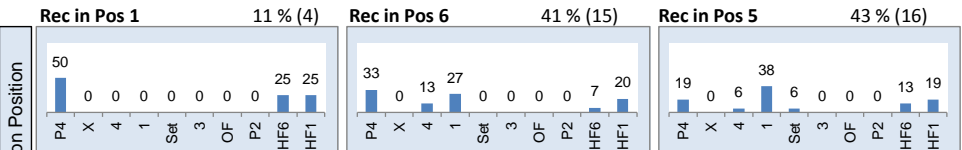
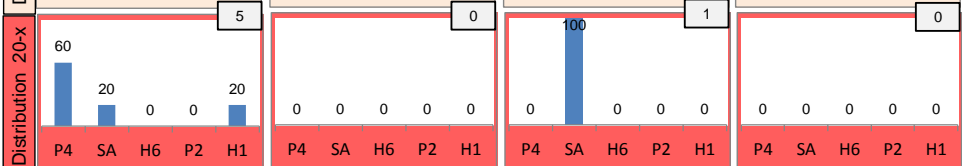
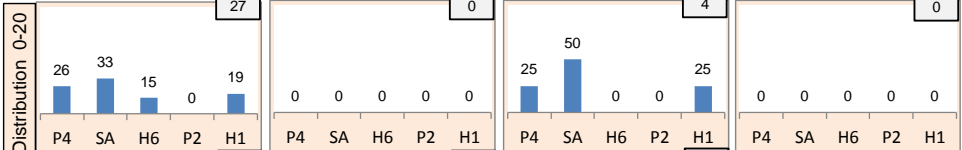
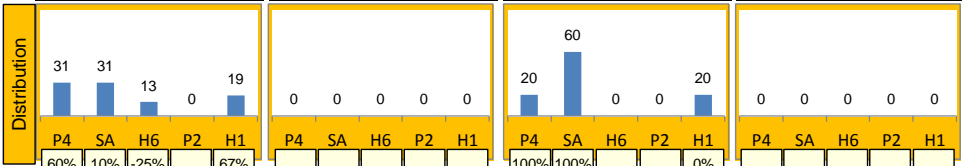
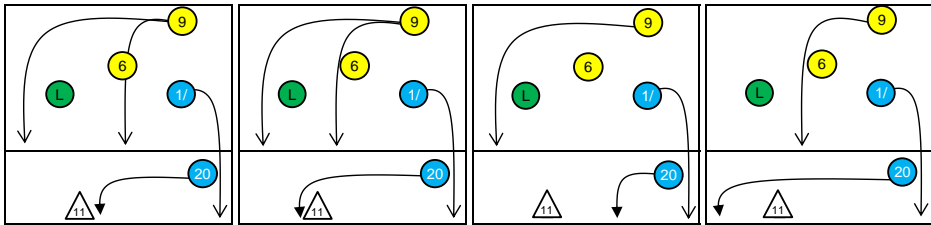
K1-Attacks after R#+	Σ	Σ %	=	= %	#	# %	Eff
GERMANY	20	100%	0	0%	16	80%	75%
1 FROMM	6	30%	0	0%	4	67%	67%
8 BOHME	6	30%	0	0%	5	83%	83%
15 BROSHOG	3	15%	0	0%	2	67%	33%
6 KALIBERDA	2	10%	0	0%	2	100%	100%
9 GROZER	2	10%	0	0%	2	100%	100%
10 SCHOPS	1	5%	0	0%	1	100%	100%
2 STEUERWALD M.	0	0%	0	-	0	-	-

K2-Attacks - Transition	Σ	Σ %	=	= %	#	# %	Eff
GERMANY	35	100%	3	9%	16	46%	29%
1 FROMM	12	34%	0	0%	6	50%	42%
9 GROZER	10	29%	1	10%	4	40%	20%
6 KALIBERDA	6	17%	0	0%	4	67%	67%
3 SCHWARZ	3	9%	1	33%	0	0%	-33%
8 BOHME	2	6%	0	0%	1	50%	0%
15 BROSHOG	1	3%	0	0%	1	100%	100%
19 HOHNE	1	3%	1	100%	0	0%	-100%

# Rotation 2

# GERMANY

Base K1 86% (32) Base K2 0% (0) Base K7 14% (5) Base KD 0% (0)



# Distribution

K1 after all R 53 32% 53% K1 after R#+ 35 40% 63% K2 Transition 29 21% 41%

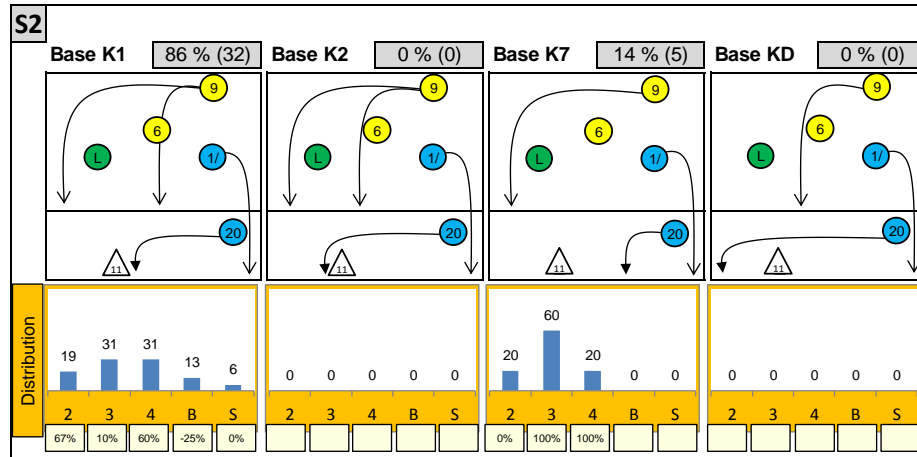
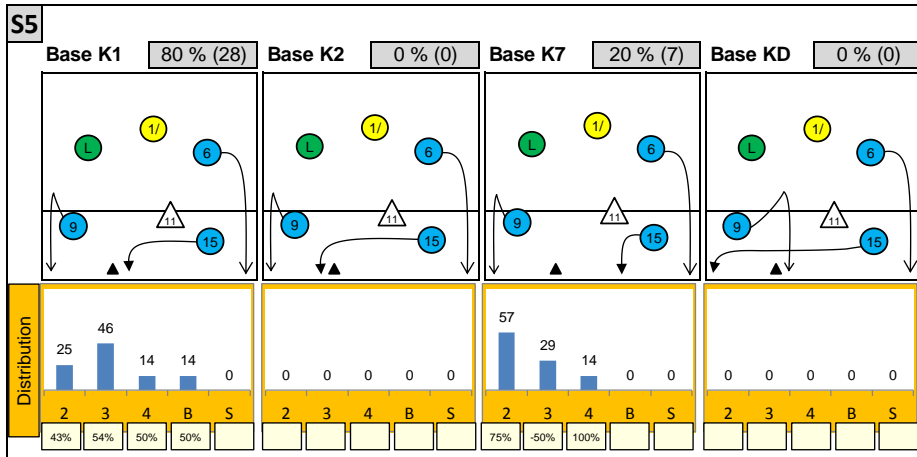
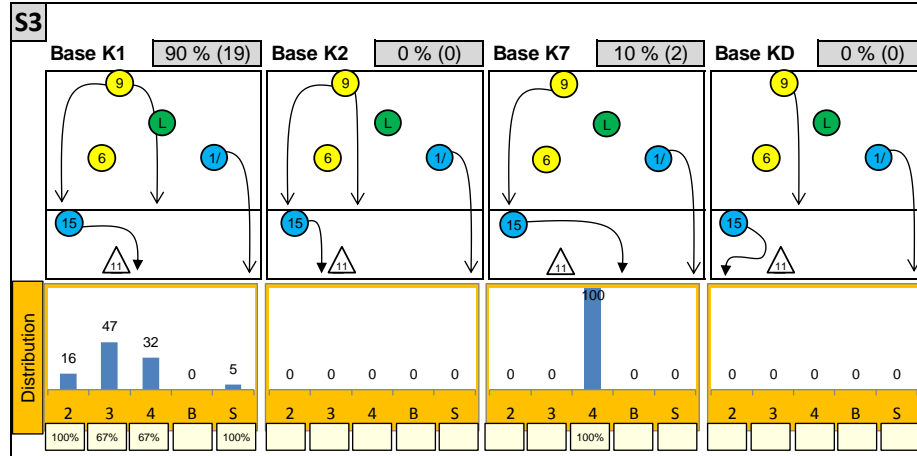
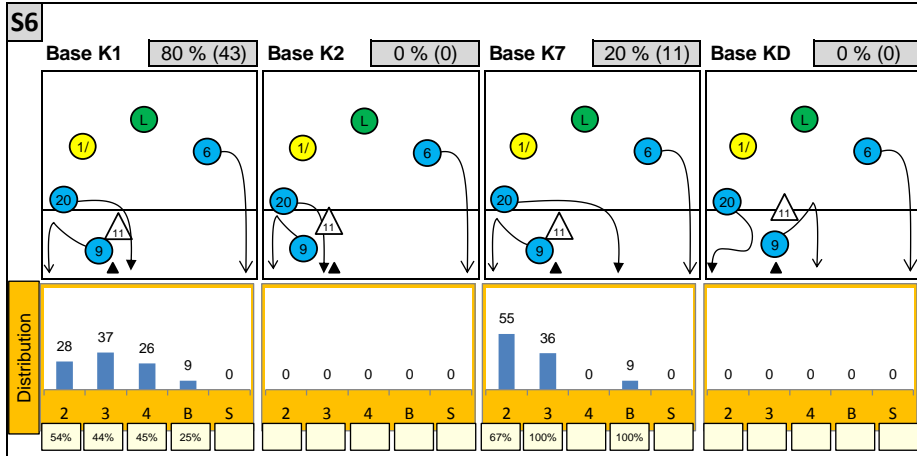
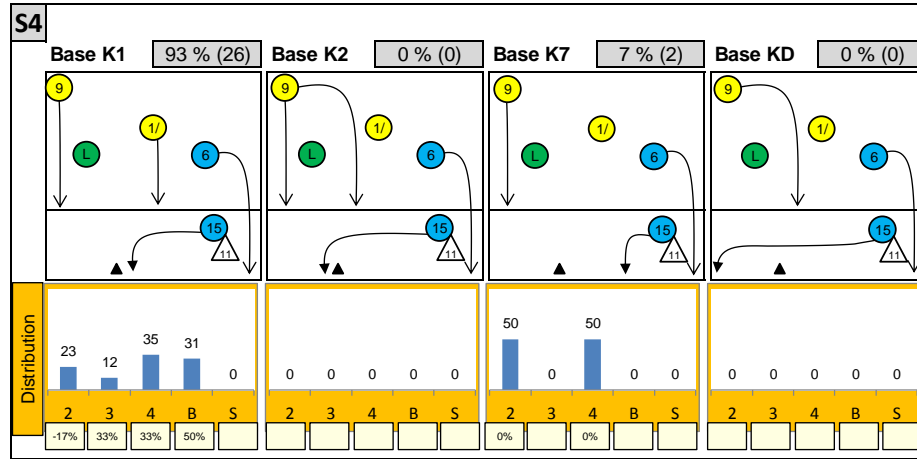
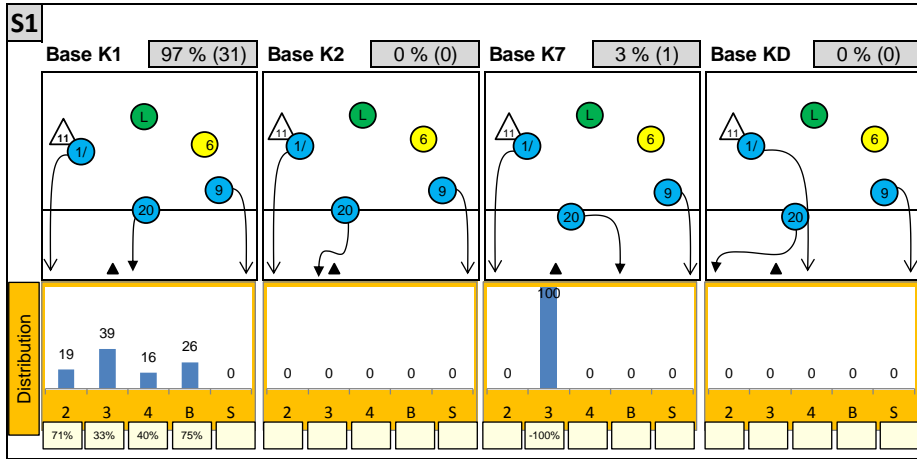
Player	Base K1	Base K2	Base K7	Base KD	K1 after all R	K1 after R#+	K2 Transition										
10	19%	5	9%	0	-	7	20%	4	11%	0	-	12	41%	7	24%	0	-
30%	50%	-20%	20%	-	-	57%	71%	-25%	25%	-	-	17%	42%	14%	43%	-	-
0	-	13	25%	25	47%	0	-	13	37%	11	31%	0	-	0	-	10	34%
-	-	31%	62%	44%	56%	-	-	31%	62%	64%	73%	-	-	-	-	30%	40%

Reception	Σ	Σ %	=	= %	+	+ %	#	# %	+ # %	Eff
GERMANY	69	100%	12	17%	14	20%	23	33%	54%	36%
6 KALIBERDA	27	39%	2	7%	7	26%	14	52%	78%	70%
2 STEUERWALD M.	15	22%	4	27%	2	13%	2	13%	27%	0%
1 FROMM	8	12%	3	38%	0	0%	1	13%	13%	-25%
12 TILLE	7	10%	0	0%	3	43%	3	43%	86%	86%
19 HOHNE	7	10%	1	14%	2	29%	2	29%	57%	43%
3 SCHWARZ	3	4%	2	67%	0	0%	0	0%	0%	-67%

K1-Attacks after R#+	Σ	Σ %	=	= %	#	# %	Eff
GERMANY	35	100%	3	9%	22	63%	40%
6 KALIBERDA	8	23%	0	0%	5	63%	50%
9 GROZER	7	20%	0	0%	5	71%	57%
20 COLLIN	7	20%	1	14%	4	57%	29%
1 FROMM	4	11%	0	0%	2	50%	25%
8 BOHME	2	6%	0	0%	2	100%	100%
15 BROSHOG	2	6%	0	0%	2	100%	100%
16 FISCHER	2	6%	1	50%	0	0%	-100%

K2-Attacks - Transition	Σ	Σ %	=	= %	#	# %	Eff
GERMANY	29	100%	3	10%	12	41%	21%
9 GROZER	12	41%	1	8%	5	42%	17%
6 KALIBERDA	8	28%	1	13%	2	25%	0%
1 FROMM	6	21%	0	0%	3	50%	50%
3 SCHWARZ	1	3%	0	0%	1	100%	100%
10 SCHOPS	1	3%	0	0%	1	100%	100%
19 HOHNE	1	3%	1	100%	0	0%	-100%
2 STEUERWALD M.	0	0%	0	-	0	-	-

# Attackdistribution depending on Settercalls - GERMANY



2: Attack of Opposite

3: Attack of Middleblocker

4: Attack of Outside

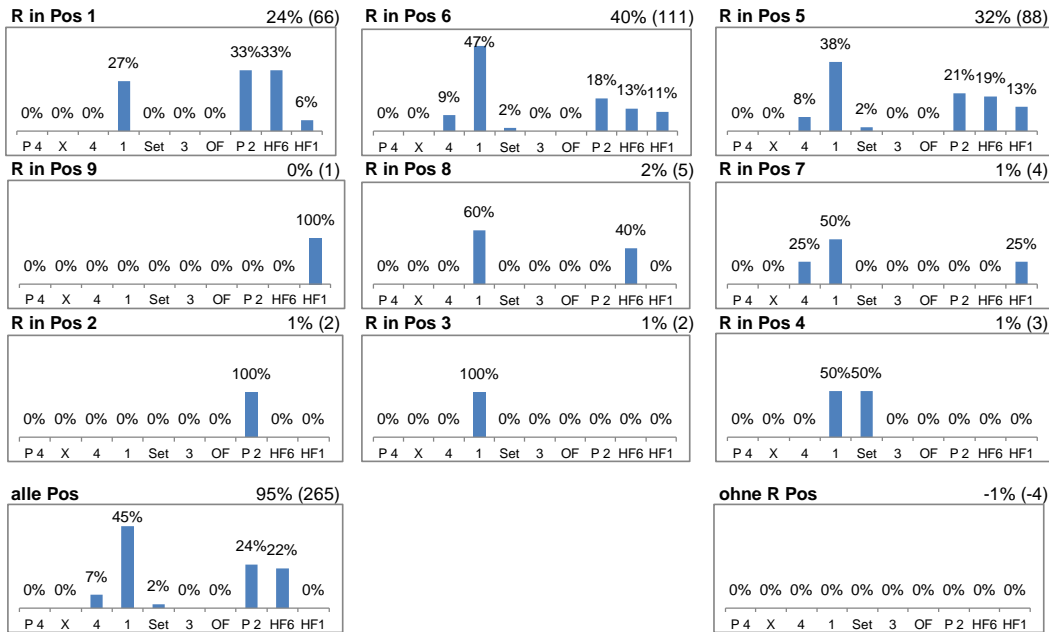
B: Attack of Backrow

S: Attack of Setter

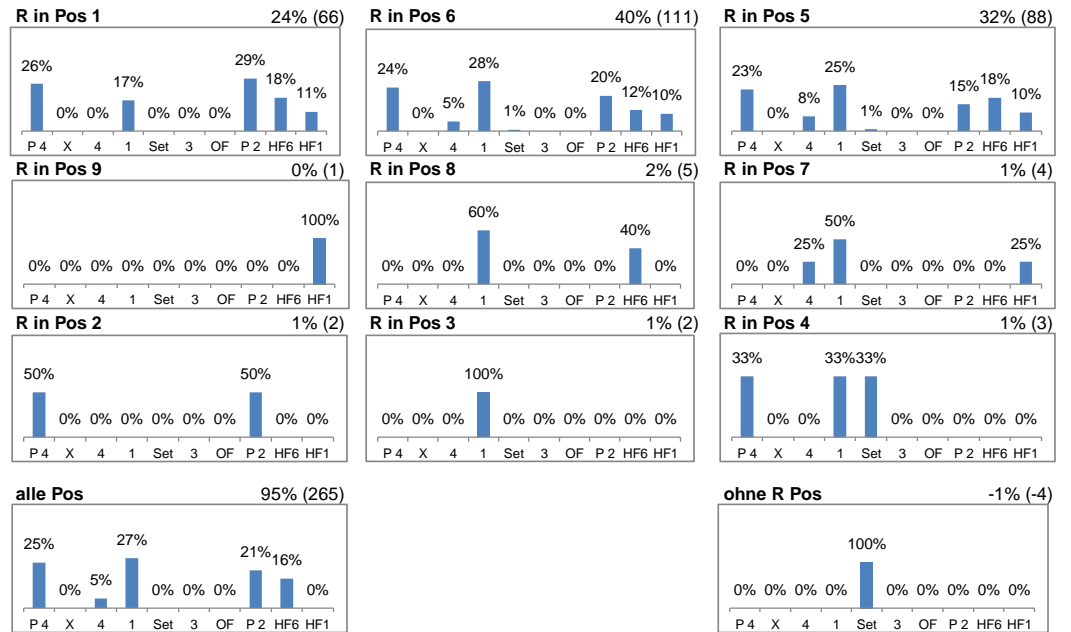
xx%: Efficiency of Attacks (-100% to +100%)

# Attacks depending on Reception Position - GERMANY

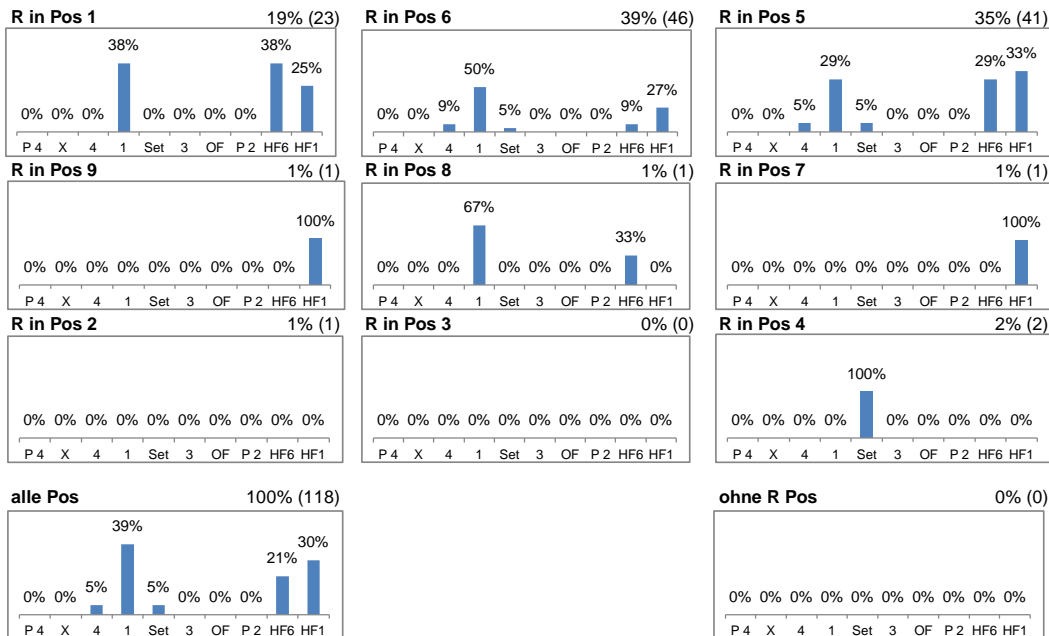
## Setter back (S1, S6, S5) - R#+



## Setter back (S1, S6, S5) - all Receptions



## Setter front (S4, S3, S2) - R#+



## Setter front (S4, S3, S2) - all Receptions

