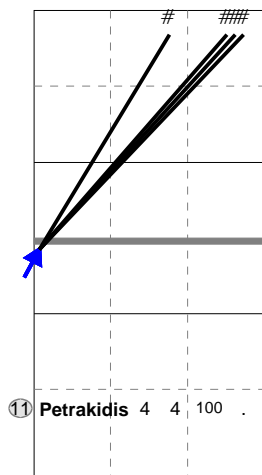


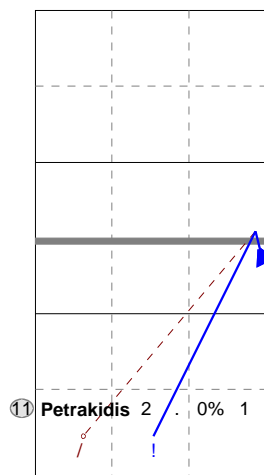
Total Direction Chart analysis

Cyprus Men National Team | 11 Petrakidis | Atk after Rec | (XF,X2,X1,XM,XG,XC,X7,PP,X9,XT,X3,X4,XB,XP,XR,X5,X0,X6,X8,CB,CF,CD,C5,C0,C6,C8,V5,V0,V

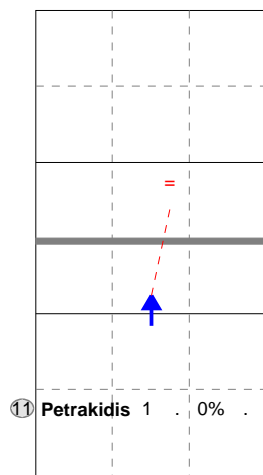
| | | | | | | | | | |
|-----------|---------------------|-----------|---------------------|-----------|---------------------|-----------|---------------------|-----------|---------------------|
| X5 | Ind. *E% N # #% = / | X6 | Ind. *E% N # #% = / | XP | Ind. *E% N # #% = / | V5 | Ind. *E% N # #% = / | VP | Ind. *E% N # #% = / |
| | 10 100 4 4 100 0 0 | | · -50 2 0 0% 0 1 | | · -100 1 0 0% 1 0 | | · -100 1 0 0% 0 1 | | · -100 1 0 0% 1 0 |



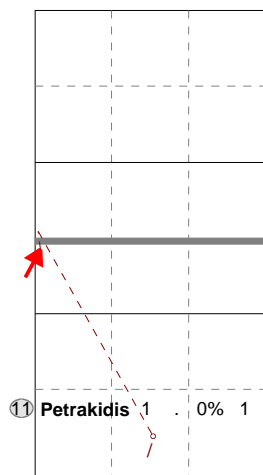
H: 100%(4) P: (0) T: (0)



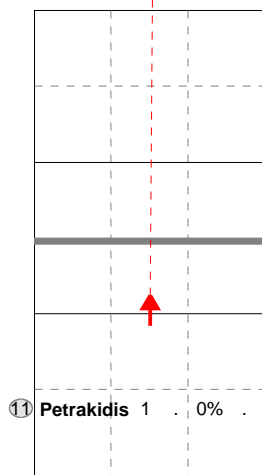
H: 100%(2) P: (0) T: (0)



H: 100%(1) P: (0) T: (0)



H: 100%(1) P: (0) T: (0)

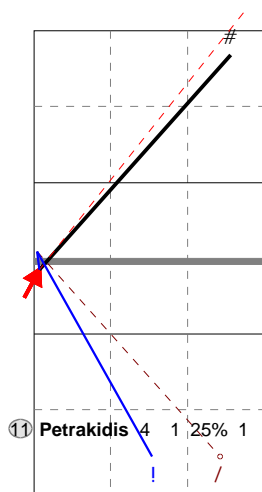


H: 100%(1) P: (0) T: (0)

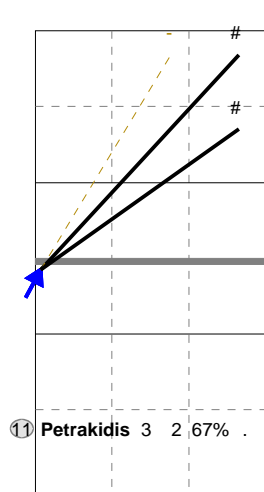
Total Direction Chart analysis

Cyprus Men National Team | 11 Petrakidis | Transition | (XF,X2,X1,XM,XG,XC,X7,PP,X9,XT,X3,X4,XB,XP,XR,X5,X0,X6,X8,CB,CF,CD,C5,C0,C6,C8,V5,V0,V6,V

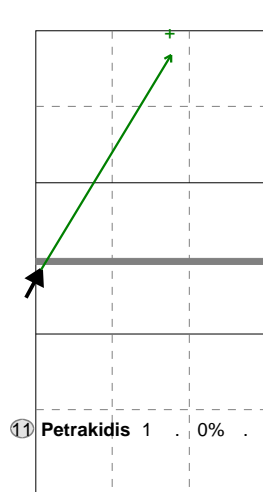
| | | | | | | | | | |
|-----------|---------------------|-----------|---------------------|-----------|---------------------|-----------|---------------------|-----------|---------------------|
| V5 | Ind. *E% N # #% = / | X5 | Ind. *E% N # #% = / | C5 | Ind. *E% N # #% = / | XP | Ind. *E% N # #% = / | V6 | Ind. *E% N # #% = / |
| | 2 -25 4 1 25% 1 | | 8 67% 3 2 67% 0 0 | | 5 · 1 0 0% 0 0 | | 10 100 1 1 100 0 0 | | 5 · 1 0 0% 0 0 |



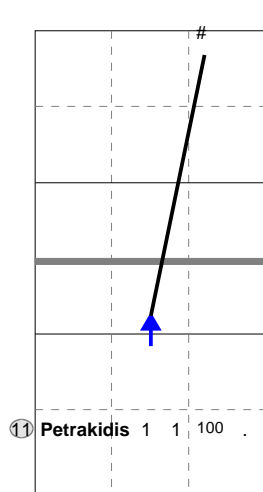
H: 100%(4) P: (0) T: (0)



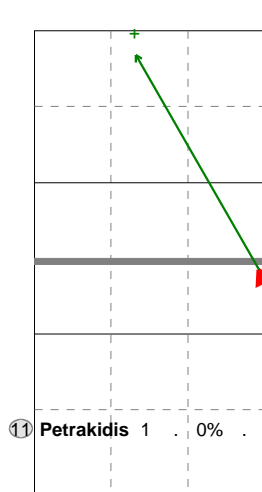
H: 100%(3) P: (0) T: (0)



H: 100%(1) P: (0) T: (0)



H: 100%(1) P: (0) T: (0)



H: 100%(1) P: (0) T: (0)

| |
|---------------------|
| Ind. *E% N # #% = / |
| 2 25% 4 3 75% 0 0 |

| |
|---------------------|
| Ind. *E% N # #% = / |
| 6 50% 2 0 0% 0 0 |

