

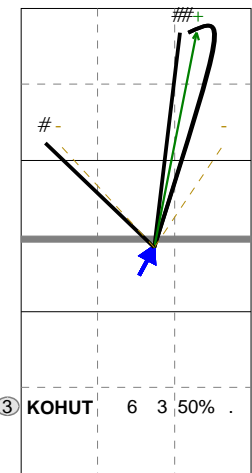
Total Direction Chart analysis

SLOVAKIA | 3 KOHUT | Attack | Setter in 6,3 | (XF,X2,X1,XM,XG,XC,X7,PP,X9,X

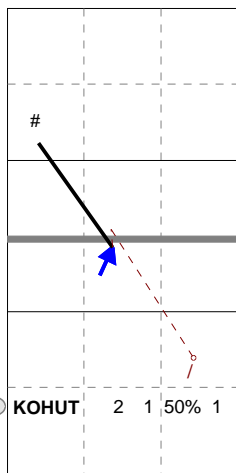
X1	Ind.	*E%	N	#	##%	=	/
	8	50%	6	3	50%	0	0

XC	Ind.	*E%	N	#	##%	=	/
	5	.	2	1	50%	0	1

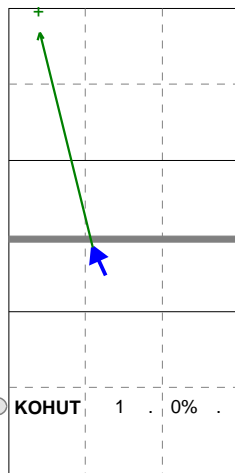
X7	Ind.	*E%	N	#	##%	=	/
	5	.	1	0	0%	0	0



H: 83%(5) P: (0) T: 17%(1)



H: 100%(2) P: (0) T: (0)



H: 100%(1) P: (0) T: (0)

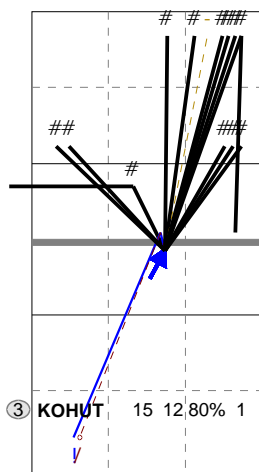
Total Direction Chart analysis

SLOVAKIA | 3 KOHUT | Attack | Setter in 1,5,4,2 | (XF,X2,X1,XM,XG,XC,X7,PP,X9,

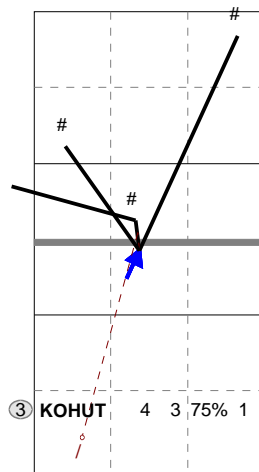
X1	Ind.	*E%	N	#	##%	=	/
	8	73%	15	12	80%	0	1

XC	Ind.	*E%	N	#	##%	=	/
	8	50%	4	3	75%	0	1

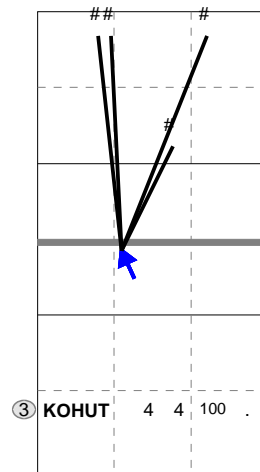
X7	Ind.	*E%	N	#	##%	=	/
	10	100	4	4	100	0	0



H: 100%(15) P: (0) T: (0)



H: 100%(4) P: (0) T: (0)



H: 100%(4) P: (0) T: (0)

Ind.	*E%	N	=	##%	#	/
4	24%	21	1	5%	0	0

Ind.	*E%	N	=	##%	#	/
4	26%	19	2	11%	0	0

