

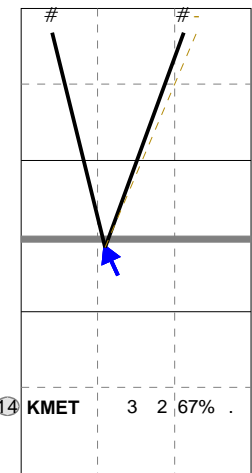
Total Direction Chart analysis

SLOVAKIA | 14 KMET | Attack | Setter in 6,3 | (XF,X2,X1,XM,XG,XC,X7,PP,X9,XT

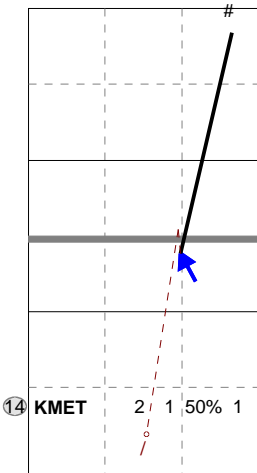
|           |      |     |   |   |     |   |   |
|-----------|------|-----|---|---|-----|---|---|
| <b>X7</b> | Ind. | *E% | N | # | ##% | = | / |
|           | 8    | 67% | 3 | 2 | 67% | 0 | 0 |

|           |      |     |   |   |     |   |   |
|-----------|------|-----|---|---|-----|---|---|
| <b>X2</b> | Ind. | *E% | N | # | ##% | = | / |
|           | 5    |     | 2 | 1 | 50% | 0 | 1 |

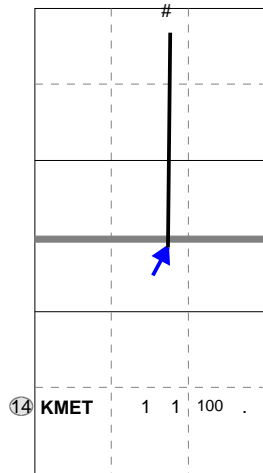
|           |      |      |   |   |      |   |   |
|-----------|------|------|---|---|------|---|---|
| <b>X1</b> | Ind. | *E%  | N | # | ##%  | = | / |
|           | 10   | 100% | 1 | 1 | 100% | 0 | 0 |



H: 100%(3) P: (0) T: (0)



H: 100%(2) P: (0) T: (0)



H: 100%(1) P: (0) T: (0)

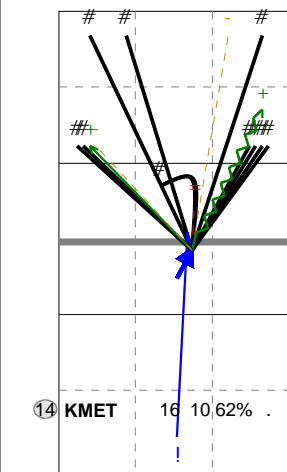
Total Direction Chart analysis

SLOVAKIA | 14 KMET | Attack | Setter in 1,5,4,2 | (XF,X2,X1,XM,XG,XC,X7,PP,X9,

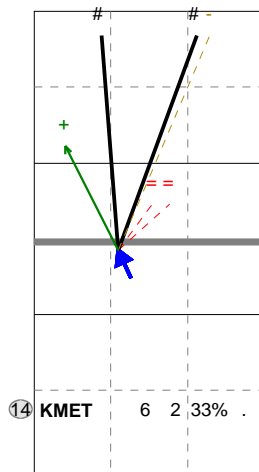
|           |      |     |    |    |     |   |   |
|-----------|------|-----|----|----|-----|---|---|
| <b>X1</b> | Ind. | *E% | N  | #  | ##% | = | / |
|           | 8    | 56% | 16 | 10 | 62% | 1 | 0 |

|           |      |     |   |   |     |   |   |
|-----------|------|-----|---|---|-----|---|---|
| <b>X7</b> | Ind. | *E% | N | # | ##% | = | / |
|           | 5    |     | 6 | 2 | 33% | 2 | 0 |

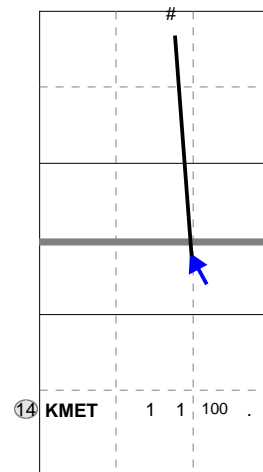
|           |      |      |   |   |      |   |   |
|-----------|------|------|---|---|------|---|---|
| <b>X2</b> | Ind. | *E%  | N | # | ##%  | = | / |
|           | 10   | 100% | 1 | 1 | 100% | 0 | 0 |



H: 88%(14) P: 6%(1) T: 6%(1)



H: 100%(6) P: (0) T: (0)



H: 100%(1) P: (0) T: (0)

|      |     |    |   |     |   |   |
|------|-----|----|---|-----|---|---|
| Ind. | *E% | N  | = | ##% | # | / |
| 3    | 36% | 22 | 3 | 14% | 1 | 1 |

|      |     |    |   |     |   |   |
|------|-----|----|---|-----|---|---|
| Ind. | *E% | N  | = | ##% | # | / |
| 3    | 38% | 16 | 2 | 12% | 0 | 0 |

