Total Direction Chart analysis

SLOVAKIA | 10 M.NEMEC | Atk after Rec | (XP,X5,X6,X8,C5,V5,V6,V8,VP)

	Ind.	*E%	N	#	#%	=	/
X8	7	41%	17	9	53%	1	1
X6	8	64%	11	8	73%	0	1
C5	5	.	5	2	40%	2	0
V8	7	40%	5	3	60%	0	1
V5	4	-25	4	1	25%	0	2

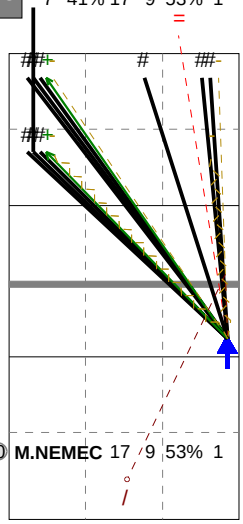

10 **M.NEMEC** 17 9 53% 1 1

H: 88%(15) P: 12%(2) T: (0)

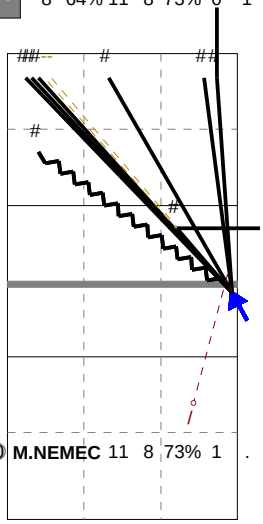

10 **M.NEMEC** 11 8 73% 1 .

H: 91%(10) P: 9%(1) T: (0)

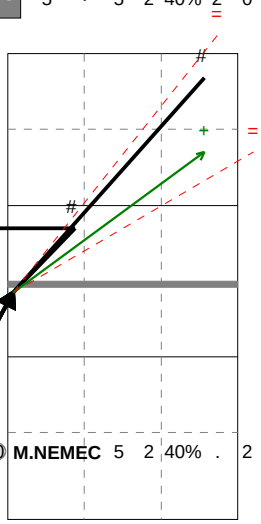

10 **M.NEMEC** 5 2 40% . 2

H: 100%(5) P: (0) T: (0)

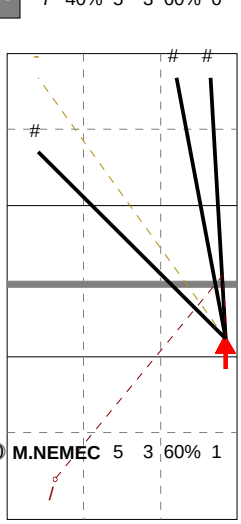

10 **M.NEMEC** 5 3 60% 1 .

H: 100%(5) P: (0) T: (0)

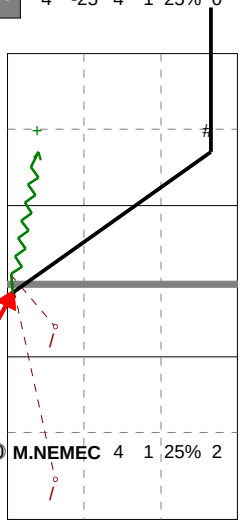

10 **M.NEMEC** 4 1 25% 2 .

H: 75%(3) P: 25%(1) T: (0)

	Ind.	*E%	N	#	#%	=	/
V6	8	67%	3	2	67%	0	0
X5	2	-50	2	0	0%	1	0

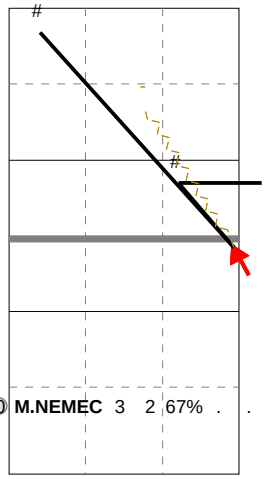

10 **M.NEMEC** 3 2 67% . .

H: 67%(2) P: 33%(1) T: (0)

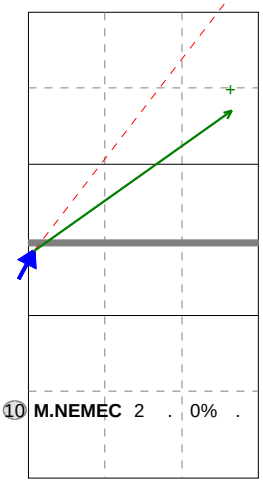

10 **M.NEMEC** 2 . 0% . 1

H: 100%(2) P: (0) T: (0)

	Ind.	*E%	N	=	=%	#	/
	5	52%	23	8	35%	4	0
	3	36%	11	4	36%	1	0

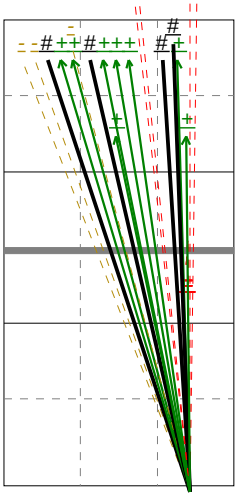

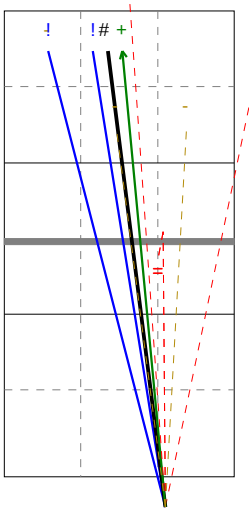

	Ind.	*E%	N	#	#%	=	/
V6	3	-38	8	0	0%	1	2
X8	6	14%	7	3	43%	2	0
X6	6	25%	4	2	50%	0	1
V5							

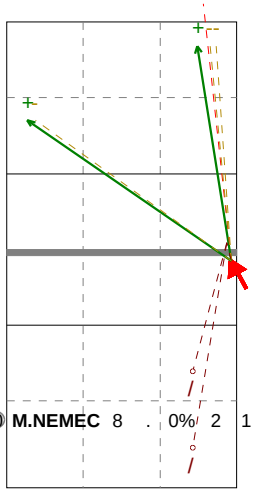

10 **M.NEMEC** 8 . 0% 2 1

H: 100%(8) P: (0) T: (0)

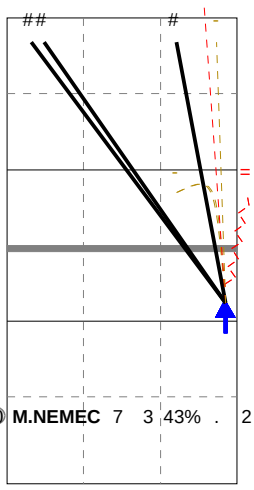

10 **M.NEMEC** 7 3 43% . 2

H: 71%(5) P: 14%(1) T: 14%(1)

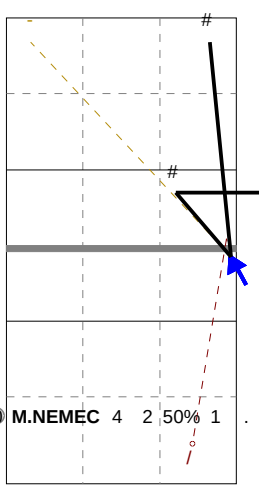

10 **M.NEMEC** 4 2 50% 1 .

H: 100%(4) P: (0) T: (0)

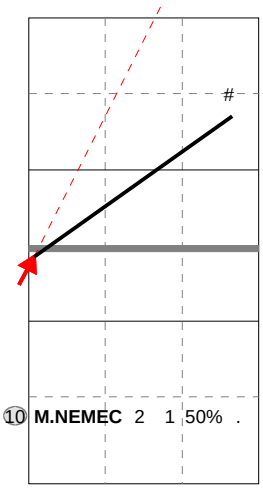

10 **M.NEMEC** 2 1 50% . 1

H: 100%(2) P: (0) T: (0)