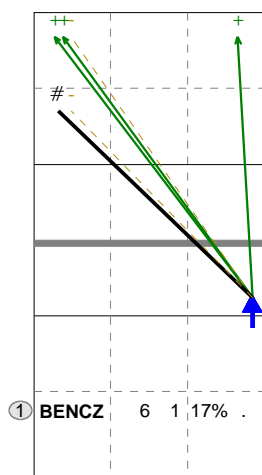


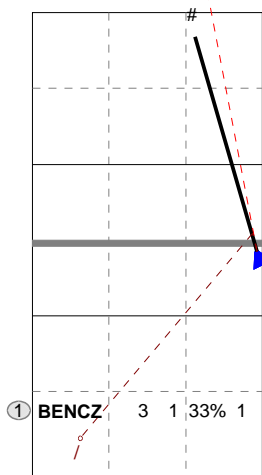
Total Direction Chart analysis

SLOVAKIA | 1 BENCZ | Atk after Rec | (XP,X5,X6,X8,C5,V5,V6,V8,VP)

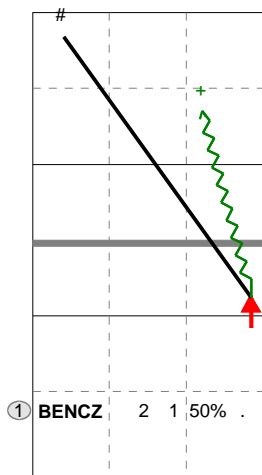
**X8** Ind. \*E% N # #% = / 6 17% 6 1 17% 0 0    **X6** Ind. \*E% N # #% = / 3 -33 3 1 33% 1 1    **V8** Ind. \*E% N # #% = / 8 50% 2 1 50% 0 0    **V5** Ind. \*E% N # #% = / 5 . 1 0 0% 0 0    **V6** Ind. \*E% N # #% = / 10 100 1 1 100 0 0



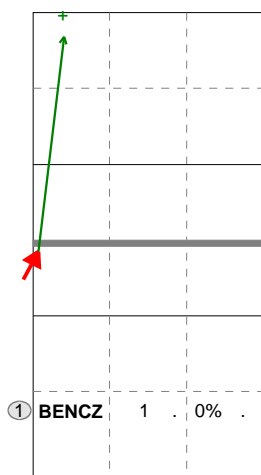
H: 100%(6) P: (0) T: (0)



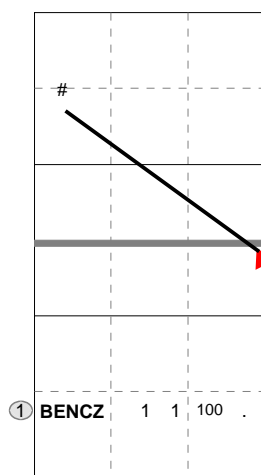
H: 100%(3) P: (0) T: (0)



H: 50%(1) P: 50%(1) T: (0)

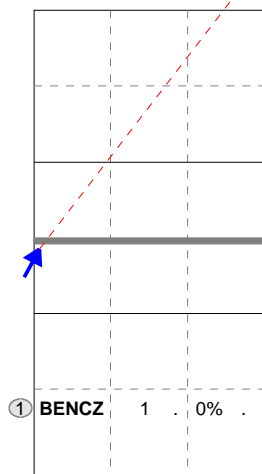


H: 100%(1) P: (0) T: (0)



H: 100%(1) P: (0) T: (0)

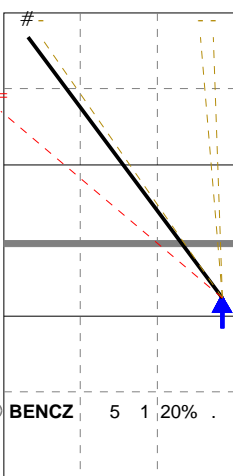
**X5** Ind. \*E% N # #% = / . -100 1 0 0% 1 0



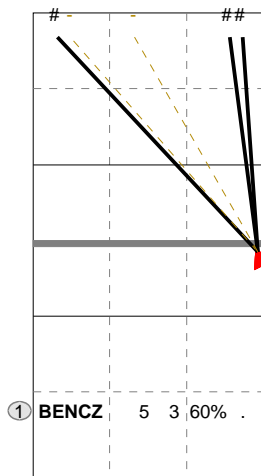
Total Direction Chart analysis

SLOVAKIA | 1 BENCZ | Transition | (XP,X5,X6,X8,C5,V5,V6)

**X8** Ind. \*E% N # #% = / 5 . 5 1 20% 1 0    **V6** Ind. \*E% N # #% = / 8 60% 5 3 60% 0 0    **X6** Ind. \*E% N # #% = / 8 50% 2 1 50% 0 0



H: 100%(5) P: (0) T: (0)

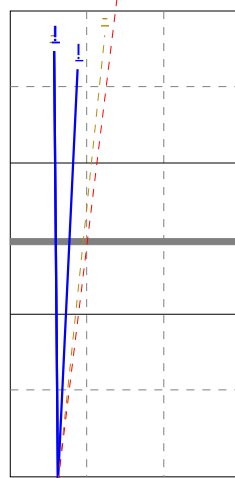


H: 100%(5) P: (0) T: (0)



H: 100%(2) P: (0) T: (0)

Ind. \*E% N # #% = / 1 50% 6 1 17% 0 0



Ind. \*E% N # #% = / 3 33% 3 2 67% 1 0

