

Total Direction Chart analysis

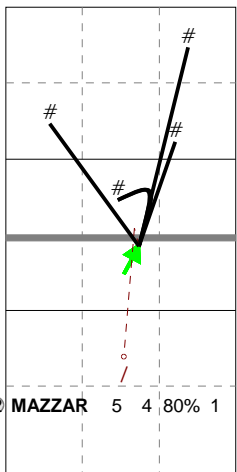
ITALY | 12 MAZZARO | Atk after Rec | Setter in 1,5,4,2

X1	Ind.	*E%	N	#	#%	=	/
	8	60%	5	4	80%	0	1

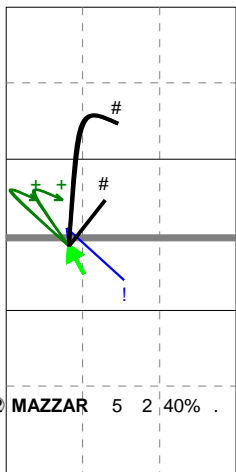
X7	Ind.	*E%	N	#	#%	=	/
	6	40%	5	2	40%	0	0

XC	Ind.	*E%	N	#	#%	=	/
	10	100%	3	3	100%	0	0

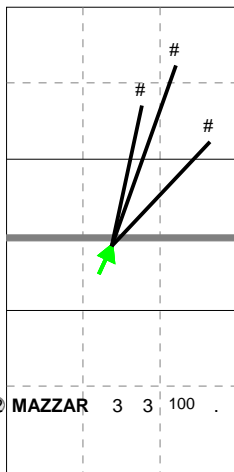
CF	Ind.	*E%	N	#	#%	=	/
	5	.	1	0	0%	0	0



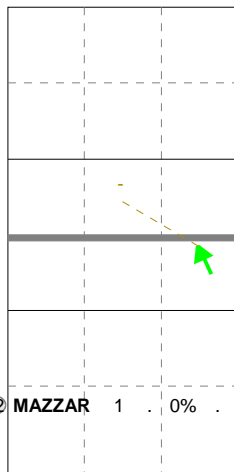
H: 80%(4) P: (0) T: 20%(1)



H: 40%(2) P: (0) T: 60%(3)



H: 100%(3) P: (0) T: (0)



H: 100%(1) P: (0) T: (0)

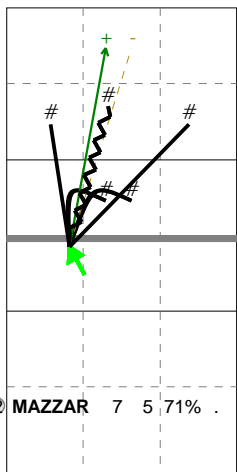
Total Direction Chart analysis

ITALY | 12 MAZZARO | Transition | AND[*~~AO,6][~~~AM,6][~~~AH,6]

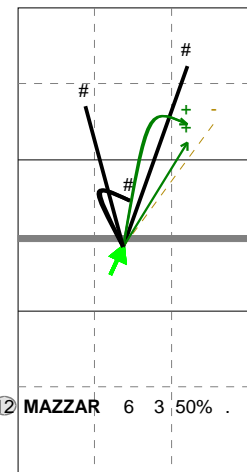
X7	Ind.	*E%	N	#	#%	=	/
	9	71%	7	5	71%	0	0

XC	Ind.	*E%	N	#	#%	=	/
	8	50%	6	3	50%	0	0

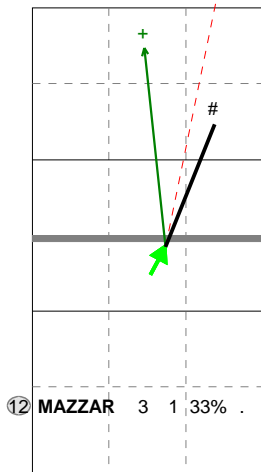
X1	Ind.	*E%	N	#	#%	=	/
	5	.	3	1	33%	1	0



H: 57%(4) P: 14%(1) T: 29%(2)



H: 67%(4) P: (0) T: 33%(2)



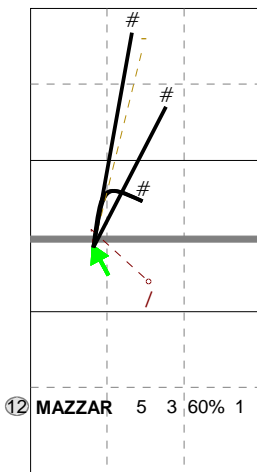
H: 100%(3) P: (0) T: (0)

Total Direction Chart analysis

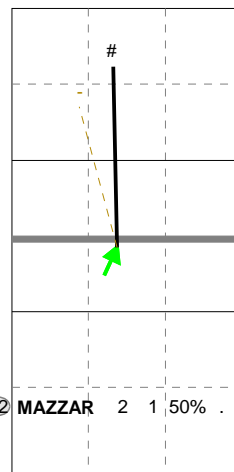
TALY | 12 MAZZARO | Atk after Rec | Setter in 6,3 |

X7	Ind.	*E%	N	#	#%	=	/
	7	40%	5	3	60%	0	1

XC	Ind.	*E%	N	#	#%	=	/
	8	50%	2	1	50%	0	0

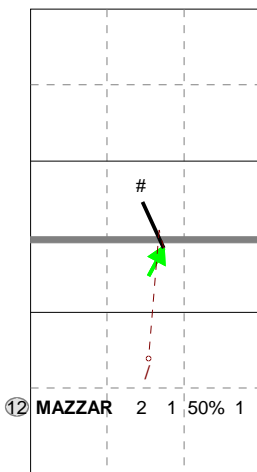


H: 80%(4) P: (0) T: 20%(1)



H: 100%(2) P: (0) T: (0)

X1	Ind.	*E%	N	#	#%	=	/
	5	.	2	1	50%	0	1



H: 100%(2) P: (0) T: (0)

Ind.	*E%	N	#	#%	=	/
5	57%	70	4	6%	6	1

