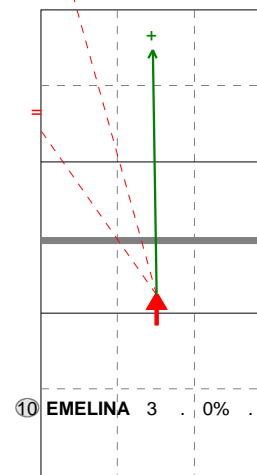
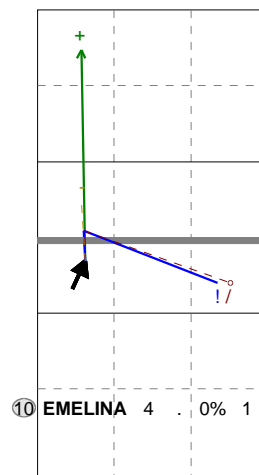
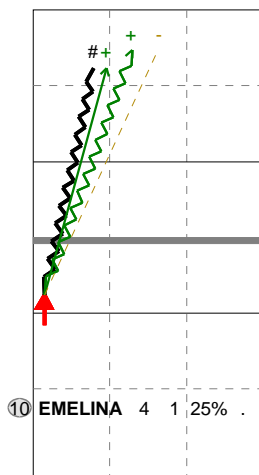
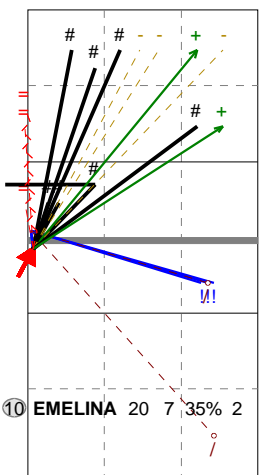
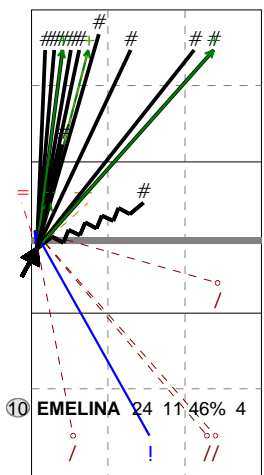


Total Direction Chart analysis

RUSSIA | 10 EMELINA | Atk after Rec | AND[~~~AO,6]

X5 Ind. *E% N # #% = / 6 25% 24 11 46% 1 / 4
V5 Ind. *E% N # #% = / 5 10% 20 7 35% 3 / 2
V0 Ind. *E% N # #% = / 6 25% 4 1 25% 0 / 0
V9 Ind. *E% N # #% = / 2 -25 4 0 0% 0 / 1
VP Ind. *E% N # #% = / 2 -67 3 0 0% 2 / 0



H: 96%(23) P: 4%(1) T: (0)

H: 95%(19) P: 5%(1) T: (0)

H: 50%(2) P: 50%(2) T: (0)

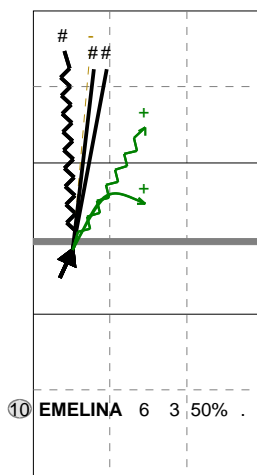
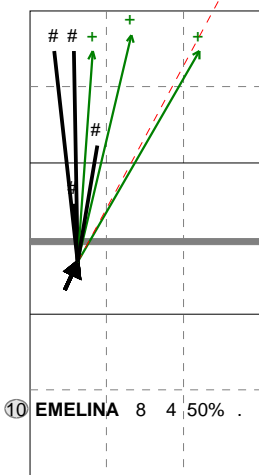
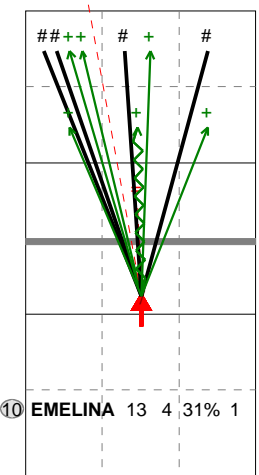
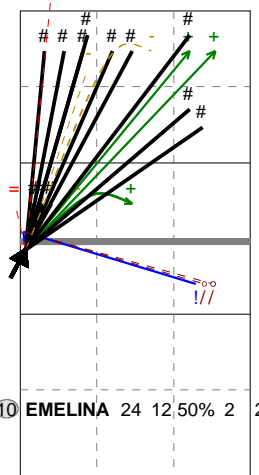
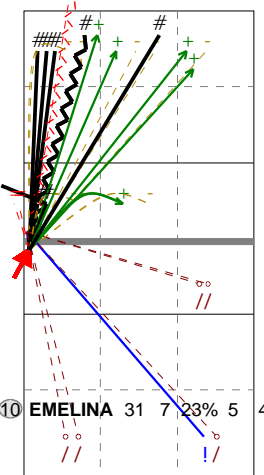
H: 100%(4) P: (0) T: (0)

H: 100%(3) P: (0) T: (0)

Total Direction Chart analysis

RUSSIA | 10 EMELINA | Transition | AND[~~~AO,6]

V5 Ind. *E% N # #% = / 5 -6% 31 7 23% 4 / 5
X5 Ind. *E% N # #% = / 6 33% 24 12 50% 2 / 2
VP Ind. *E% N # #% = / 5 8% 13 4 31% 2 / 1
V9 Ind. *E% N # #% = / 7 38% 8 4 50% 1 / 0
X9 Ind. *E% N # #% = / 8 50% 6 3 50% 0 / 0



H: 77%(24) P: 10%(3) T: 13%(4)

H: 92%(22) P: (0) T: 8%(2)

H: 92%(12) P: 8%(1) T: (0)

H: 100%(8) P: (0) T: (0)

H: 50%(3) P: 33%(2) T: 17%(1)

Ind. *E% N # #% = / 4 25% 64 8 12% 5 0

Ind. *E% N # #% = / 7 100 1 0 0% 0 0

