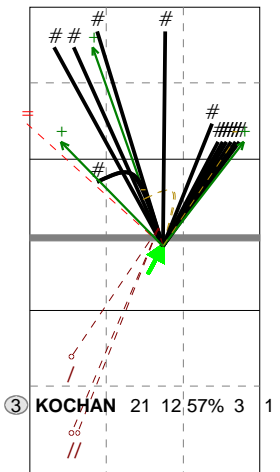


Total Direction Chart analysis

POLAND U19 | 3 KOCHANOWSKI | Atk after Rec | Setter in 1,5,4,2

X1 Ind. *E% N # #% = /
7 38% 21 12 57% 1 3



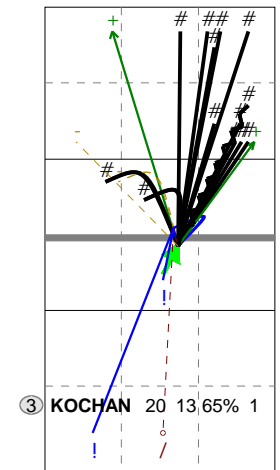
H: 90%(19) P: (0) T: 10%(2)

Total Direction Chart analysis

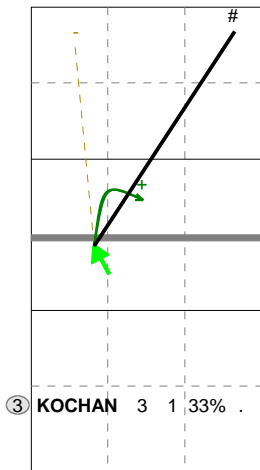
POLAND U19 | 3 KOCHANOWSKI | Transition | AND[*~~~AO,6][~~~AM,6][~~~AH,6]

X1 Ind. *E% N # #% = /
8 60% 20 13 65% 0 1

X7 Ind. *E% N # #% = /
7 33% 3 1 33% 0 0



H: 75%(15) P: 5%(1) T: 20%(4)

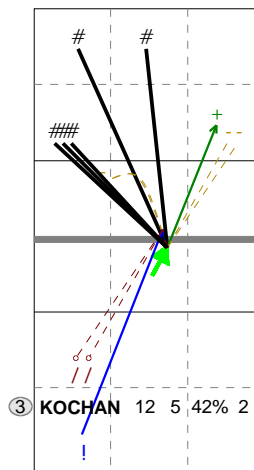


H: 67%(2) P: (0) T: 33%(1)

Total Direction Chart analysis

POLAND U19 | 3 KOCHANOWSKI | Atk after Rec | Set

X1 Ind. *E% N # #% = /
6 25% 12 5 42% 0 2



H: 92%(11) P: (0) T: 8%(1)

Ind. *E% N = % # /
4 22% 74 12 16% 9 1

