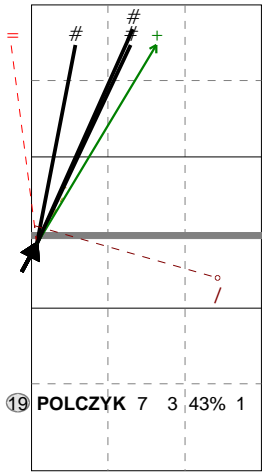


Total Direction Chart analysis

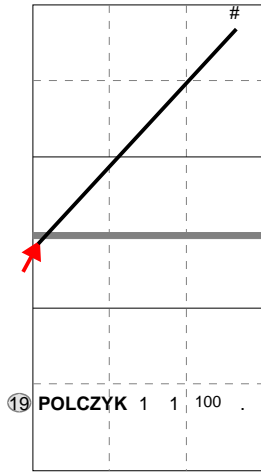
POLAND U19 | 19 POLCZYK | Atk after Rec | AND[~~~AO,6]

**X5** Ind. \*E% N # #% = /  
6 14% 7 3 43% 1 1

**V5** Ind. \*E% N # #% = /  
10 100 1 1 100 0 0



H: 100%(7) P: (0) T: (0)



H: 100%(1) P: (0) T: (0)

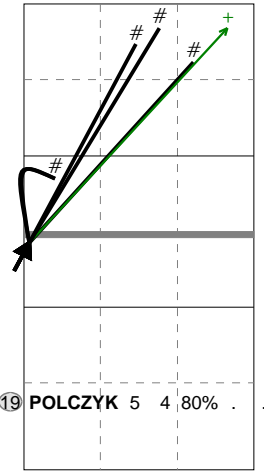
Total Direction Chart analysis

POLAND U19 | 19 POLCZYK | Transition | AND[~~~AO,6]

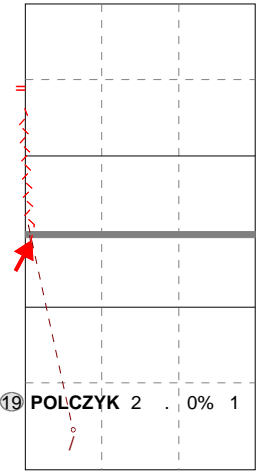
**X5** Ind. \*E% N # #% = /  
9 80% 5 4 80% 0 0

**V5** Ind. \*E% N # #% = /  
-100 2 0 0% 1 1

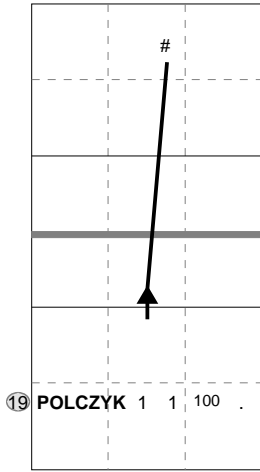
**XP** Ind. \*E% N # #% = /  
10 100 1 1 100 0 0



H: 80%(4) P: (0) T: 20%(1)



H: 50%(1) P: 50%(1) T: (0)



H: 100%(1) P: (0) T: (0)

Ind. \*E% N # #% = /  
4 . 5 2 40% 0 0

