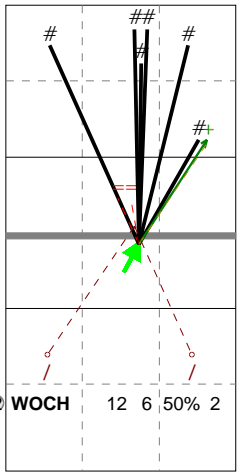


Total Direction Chart analysis

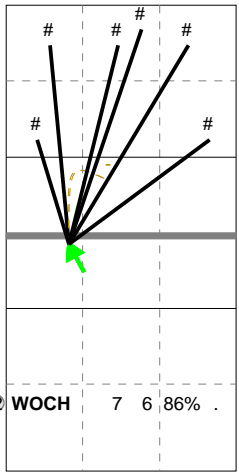
POLAND U19 | 12 WOCH | Atk after Rec | Setter in 1,5,4,2

**X1** Ind. \*E% N # #% = /  
6 17% 12 6 50% 2 2

**X7** Ind. \*E% N # #% = /  
9 86% 7 6 86% 0 0



H: 92%(11) P: (0) T: (0)



H: 86%(6) P: (0) T: 14%(1)

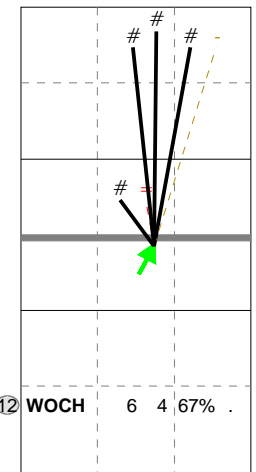
Total Direction Chart analysis

POLAND U19 | 12 WOCH | Transition | AND[\* AO,6][ AM,6][ AH,6]

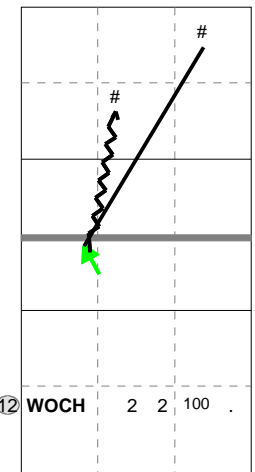
**X1** Ind. \*E% N # #% = /  
8 50% 6 4 67% 1 0

**X7** Ind. \*E% N # #% = /  
10 100 2 2 100 0 0

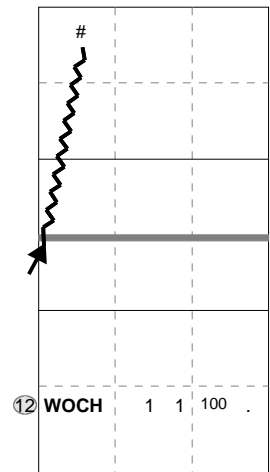
**X5** Ind. \*E% N # #% = /  
10 100 1 1 100 0 0



H: 100%(6) P: (0) T: (0)



H: 50%(1) P: 50%(1) T: (0)

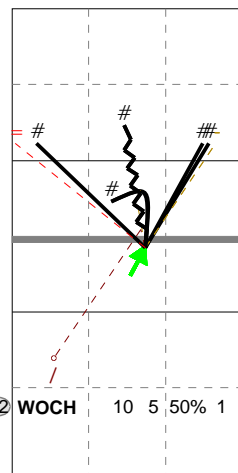


H: (0) P: 100%(1) T: (0)

Total Direction Chart analysis


POLAND U19 | 12 WOCH | Atk after Rec | Setter in 6,

**X1** Ind. \*E% N # #% = /  
6 30% 10 5 50% 1 1

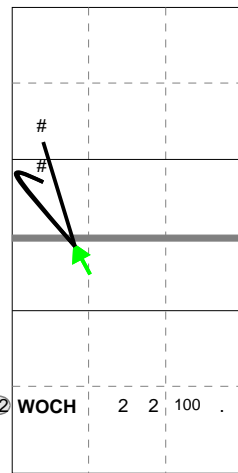


H: 80%(8) P: 10%(1) T: 10%(1)

Ind. \*E% N # #% = /  
5 32% 10 8 7% 8 2



**X7** Ind. \*E% N # #% = /  
10 100 2 2 100 0 0



H: 50%(1) P: (0) T: 50%(1)