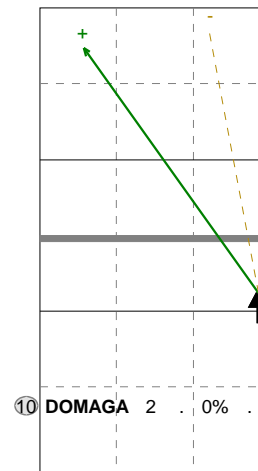
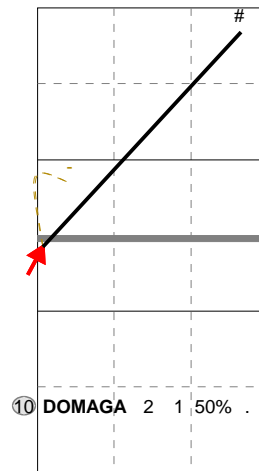
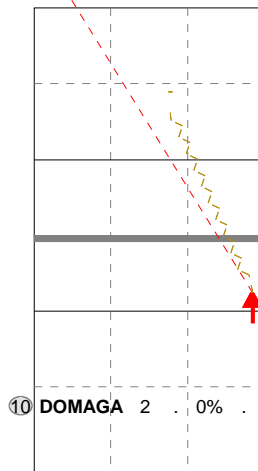
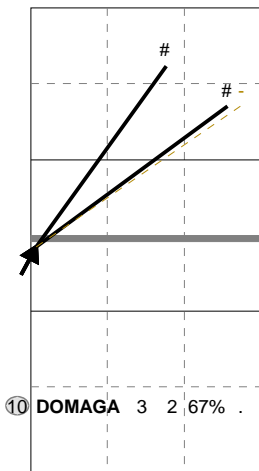
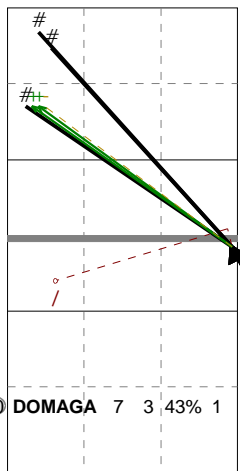


Total Direction Chart analysis

POLAND U19 | 10 DOMAGALA | Atk after Rec | AND[~--AO,6]

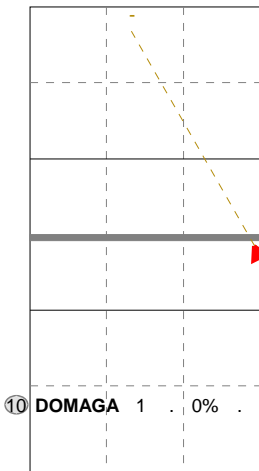
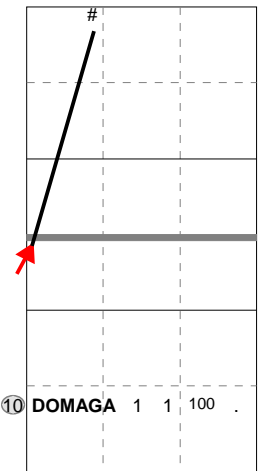
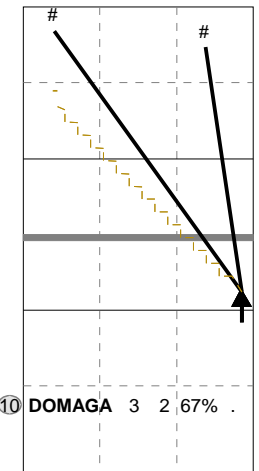
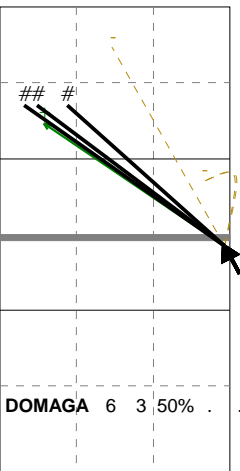
X6 Ind. *E% N # #% = / 6 29% 7 3 43% 0 / 1
 X5 Ind. *E% N # #% = / 8 67% 3 2 67% 0 / 0
 V8 Ind. *E% N # #% = / 2 -50 2 0 0% 1 / 0
 V5 Ind. *E% N # #% = / 8 50% 2 1 50% 0 / 0
 X8 Ind. *E% N # #% = / 5 . 2 0 0% 0 / 0



Total Direction Chart analysis

POLAND U19 | 10 DOMAGALA | Transition | AND[~--AO,6]

X6 Ind. *E% N # #% = / 8 50% 6 3 50% 0 / 0
 X8 Ind. *E% N # #% = / 8 67% 3 2 67% 0 / 0
 V5 Ind. *E% N # #% = / 10 100 1 1 100 0 / 0
 V6 Ind. *E% N # #% = / 5 . 1 0 0% 0 / 0



Ind. *E% N # #% = / 4 -12 8 4 50% 1 / 0

