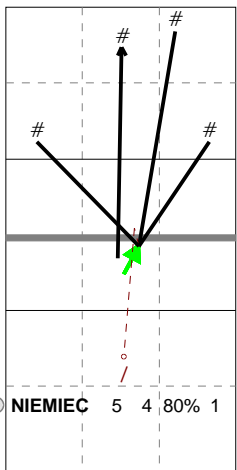


Total Direction Chart analysis

POLAND U19 | 1 NIEMIEC | Atk after Rec | Setter in 1,5,4,2

<b>X1</b>	Ind.	*E%	N	#	#%	=	/
	8	60%	5	4	80%	0	1



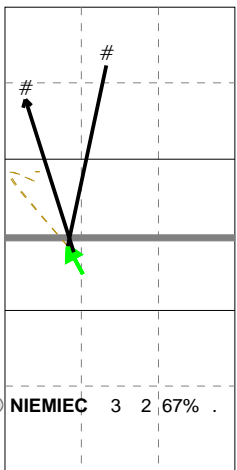
H: 100%(5) P: (0) T: (0)

Total Direction Chart analysis

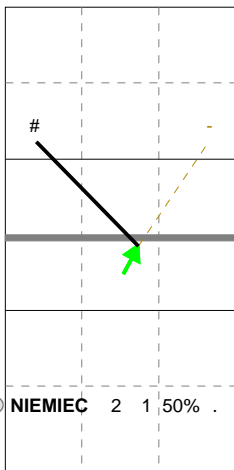
POLAND U19 | 1 NIEMIEC | Transition | AND[\*~~AO,6][~~~AM,6][~~~AH,6]

<b>X7</b>	Ind.	*E%	N	#	#%	=	/
	8	67%	3	2	67%	0	0

<b>X1</b>	Ind.	*E%	N	#	#%	=	/
	8	50%	2	1	50%	0	0



H: 67%(2) P: (0) T: 33%(1)

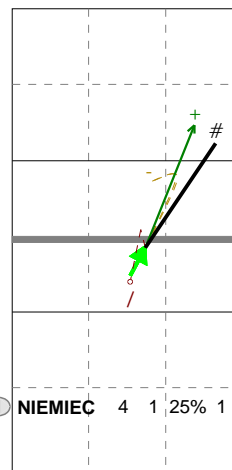


H: 100%(2) P: (0) T: (0)

Total Direction Chart analysis

POLAND U19 | 1 NIEMIEC | Atk after Rec | Setter in 6

<b>X1</b>	Ind.	*E%	N	#	#%	=	/
	5		4	1	25%	0	1



H: 75%(3) P: (0) T: 25%(1)

Ind.	*E%	N	=	#	/
4	29%	17	1	6%	0 0

