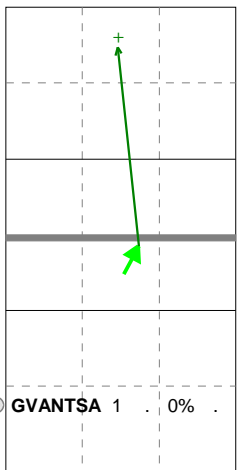


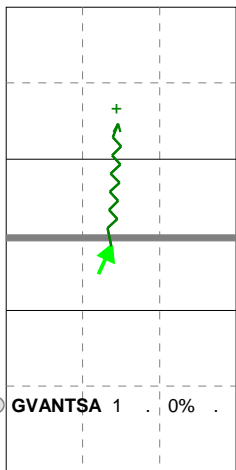
Total Direction Chart analysis

GEORGIA | 1 GVANTSA | Atk after Rec | Setter in 1,5,4,2

X1	Ind.	*E%	N	#	#%	=	/	XC	Ind.	*E%	N	#	#%	=	/
	5	.	1	0	0%	0	0		5	.	1	0	0%	0	0



H: 100%(1) P: (0) T: (0)

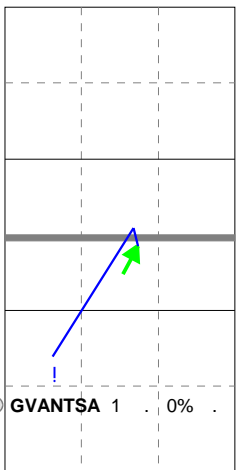


H: (0) P: 100%(1) T: (0)

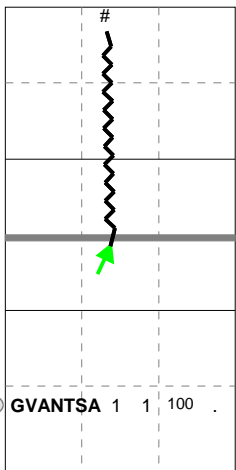
Total Direction Chart analysis

GEORGIA | 1 GVANTSA | Transition | AND[* ~--AO,6][~--AM,6][~--AH,6]

X1	Ind.	*E%	N	#	#%	=	/	XC	Ind.	*E%	N	#	#%	=	/
	.	.	1	0	0%	0	0		10	100	1	1	100	0	0



H: 100%(1) P: (0) T: (0)

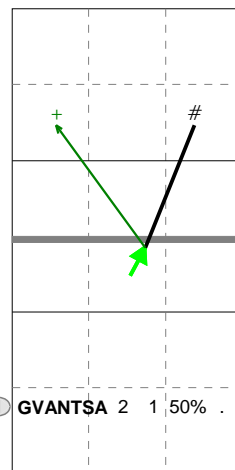


H: (0) P: 100%(1) T: (0)

Total Direction Chart analysis

GEORGIA | 1 GVANTSA | Atk after Rec | Setter in 6,3

X1	Ind.	*E%	N	#	#%	=	/
	8	50%	2	1	50%	0	0



H: 100%(2) P: (0) T: (0)

Ind.	*E%	N	=	#%	#	/
5	39%	23	2	9%	2	0

