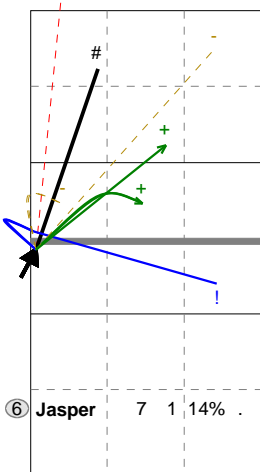
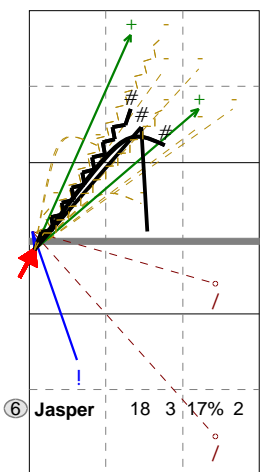


Total Direction Chart analysis

Netherlands 96-97 | 6 Jasper | Atk after Rec | (XF,X2,X1,XM,XG,XC,X7,PP,X9,XT,X3,X4,XB,XP,XR,X5,X0,X6,X8,CB,CF,CD,C5,C0,C6,C8,V5,V0,V6,V8,VB,VP,VR,P

V5	Ind.	*E%	N	#	#%	=	/
	5	6%	18	3	17%	0	2

X5	Ind.	*E%	N	#	#%	=	/
	4	.	7	1	14%	1	0



H: 50%(9) P: 33%(6) T: 17%(3)

H: 57%(4) P: (0) T: 43%(3)

Total Direction Chart analysis

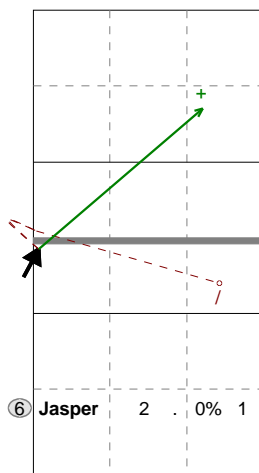
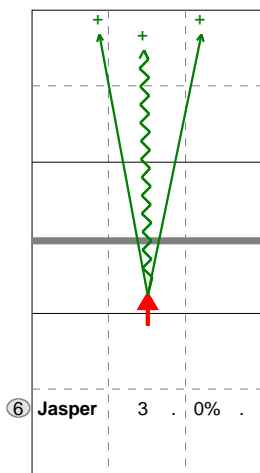
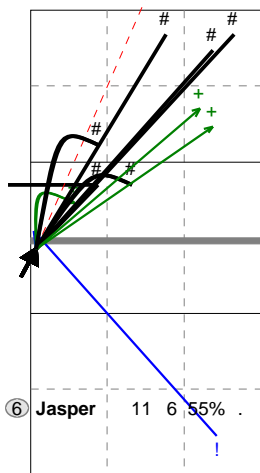
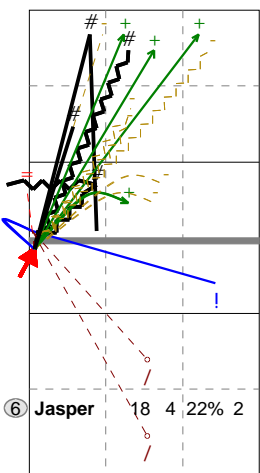
Netherlands 96-97 | 6 Jasper | Transition | (XF,X2,X1,XM,XG,XC,X7,PP,X9,XT,X3,X4,XB,XP,XR,X5,X0,X6,X8,CB,CF,CD,C5,C0,C6,C8,V5,V0,V6,V8,VB,VP,VR,P2)

V5	Ind.	*E%	N	#	#%	=	/
	5	6%	18	4	22%	1	2

X5	Ind.	*E%	N	#	#%	=	/
	7	45%	11	6	55%	1	0

VP	Ind.	*E%	N	#	#%	=	/
	5	.	3	0	0%	0	0

C5	Ind.	*E%	N	#	#%	=	/
	2	-50	2	0	0%	0	1



H: 50%(9) P: 28%(5) T: 22%(4)

H: 73%(8) P: (0) T: 27%(3)

H: 67%(2) P: 33%(1) T: (0)

H: 50%(1) P: (0) T: 50%(1)

Ind.	*E%	N	#	#%	=	/
5	48%	44	3	7%	4	1

Ind.	*E%	N	#	#%	=	/
.	.	1	1	100	0	0

