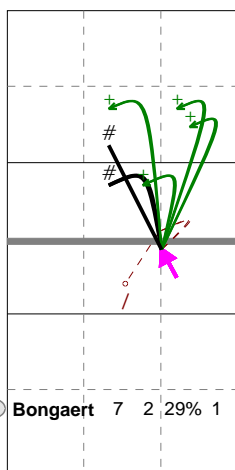


Total Direction Chart analysis

Netherlands 96-97 | 4 Bongaerts | Atk after Rec | (XF,X2,X1,XM,XG,XC,X7,PP,X9,XT,X3,X4,XB,XP,XR,X5,X0,X6,X8,CB,CF,CD,C5,C0,C6,C8,V5,V0,V6,V8,VB,VP,V

<b>PP</b>	Ind.	*E%	N	#	#%	=	/
	6	14%	7	2	29%	0	1



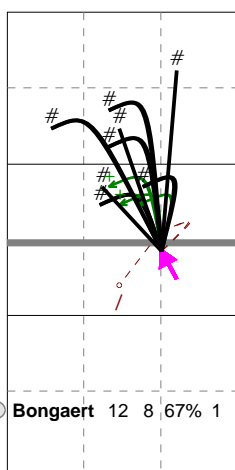
④ Bongaert 7 2 29% 1

H: 14%(1) P: (0) T: 86%(6)

Total Direction Chart analysis

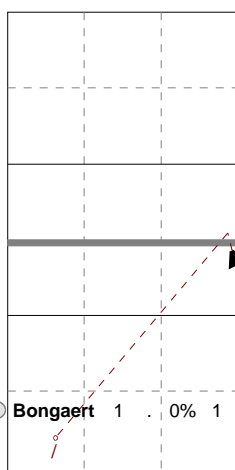
Netherlands 96-97 | 4 Bongaerts | Transition | (XF,X2,X1,XM,XG,XC,X7,PP,X9,XT,X3,X4,XB,XP,XR,X5,X0,X6,X8,CB,CF,CD,C5,C0,C6,C8,V5,V0,V6,V8,VB,VP,VR,P2)

<b>PP</b>	Ind.	*E%	N	#	#%	=	/	<b>X6</b>	Ind.	*E%	N	#	#%	=	/	<b>V6</b>	Ind.	*E%	N	#	#%	=	/
	8	58%	12	8	67%	0	1		-100	1	0	0%	0	1		10	100	1	1	100	0	0	



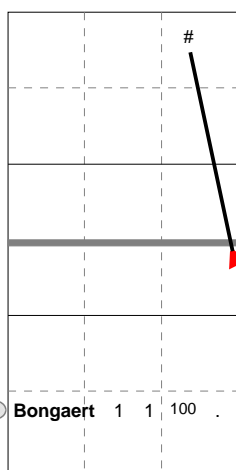
④ Bongaert 12 8 67% 1

H: 25%(3) P: (0) T: 75%(9)



④ Bongaert 1 0 0% 1

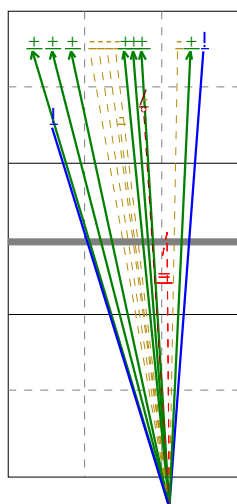
H: 100%(1) P: (0) T: (0)



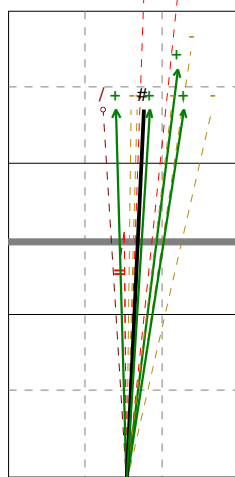
④ Bongaert 1 1 100

H: 100%(1) P: (0) T: (0)

Ind.	*E%	N	#	#%	=	/
4	50%	20	3	15%	0	1



Ind.	*E%	N	#	#%	=	/
4	40%	15	4	27%	1	1



Ind.	*E%	N	#	#%	=	/
5	25%	4	0	0%	0	0

