

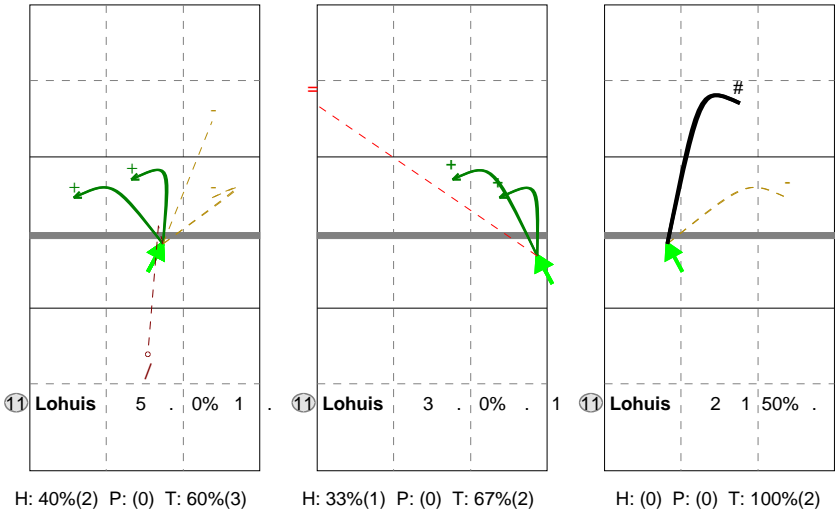
Total Direction Chart analysis

Netherlands 96-97 | 11 Lohuis | Atk after Rec | Setter in 1,5,4,2

<b>X1</b>	Ind.	*E%	N	#	##%	=	/
	4	-20	5	0	0%	0	1

<b>CD</b>	Ind.	*E%	N	#	##%	=	/
	3	-33	3	0	0%	1	0

<b>X7</b>	Ind.	*E%	N	#	##%	=	/
	8	50%	2	1	50%	0	0

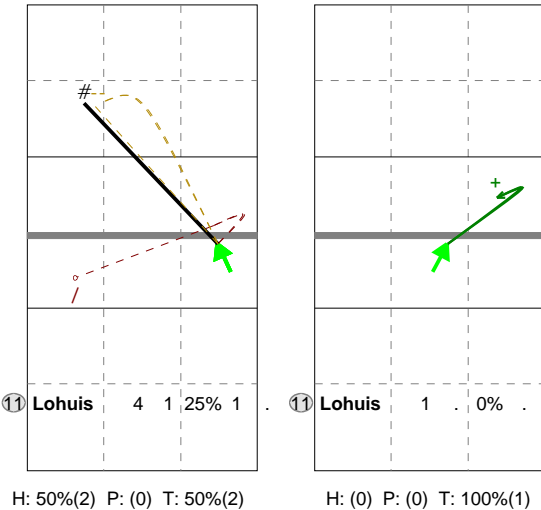


Total Direction Chart analysis

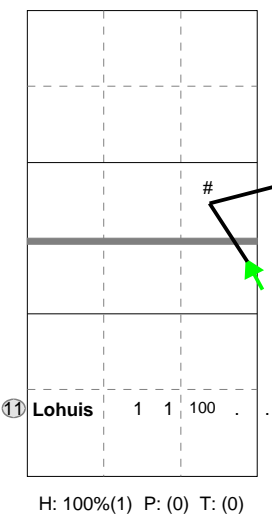
Netherlands 96-97 | 11 Lohuis | Atk after Rec | Setter in 6,3

<b>CF</b>	Ind.	*E%	N	#	##%	=	/
	5	.	4	1	25%	0	1

<b>X1</b>	Ind.	*E%	N	#	##%	=	/
	5	.	1	0	0%	0	0



<b>CD</b>	Ind.	*E%	N	#	##%	=	/
	10	100	1	1	100	0	0

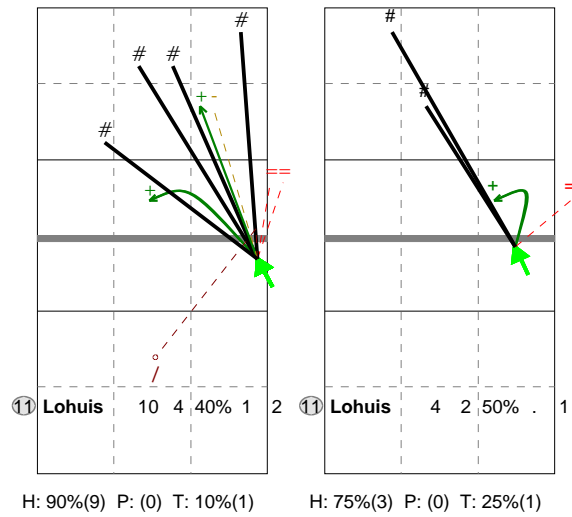


Total Direction Chart analysis

Netherlands 96-97 | 11 Lohuis | Transition | AND[\*--AO,6] | (XF,X2,X1,XM,XG,XC,X

<b>CD</b>	Ind.	*E%	N	#	##%	=	/
	6	10%	10	4	40%	2	1

<b>CF</b>	Ind.	*E%	N	#	##%	=	/
	6	25%	4	2	50%	1	0



Ind.	*E%	N	#	##%	=	/
4	59%	27	6	22%	3	2

Ind.	*E%	N	#	##%	=	/
7	75%	12	0	0%	4	0

Ind.	*E%	N	#	##%	=	/
10	100	1	0	0%	1	0

