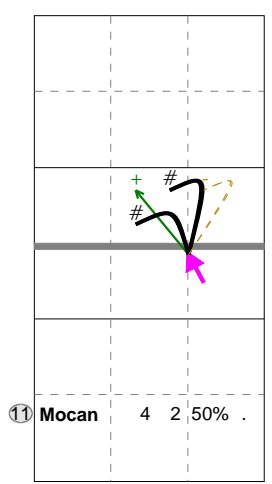


Total Direction Chart analysis

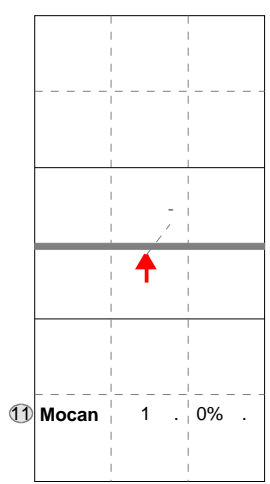
Romania | 11 Mocan | Atk after Rec | :::[11] | (XF,X2,X1,XM,XG,XC,X7,PP,X9,XT,X3,X4,XB,XP,XR,X5,X0,X6,X8,CB,CF,CD,C5,C0,C6,C8,V5,V0,V6,V8,VB,VP,V

PP	Ind.	*E%	N	#	#%	=	/
	8	50%	4	2	50%	0	0

P2	Ind.	*E%	N	#	#%	=	/
	5	.	1	0	0%	0	0



H: 25%(1) P: (0) T: 75%(3)

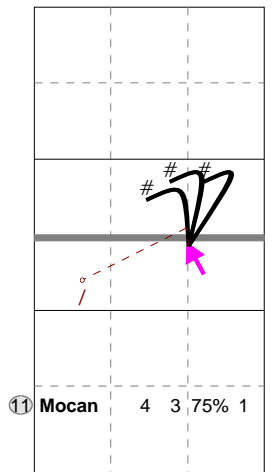


H: 100%(1) P: (0) T: (0)

Total Direction Chart analysis

Romania | 11 Mocan | Transition | :::[11] | (XF,X2,X1,XM,XG,XC,X7,PP,X9,XT,X3,X4,XB,XP,XR,X5,X0,X6,X8,CB,CF,CD,C5,C0,C6,C8,V5,V0,V6,V8,VB,VP,VR,P2)

PP	Ind.	*E%	N	#	#%	=	/
	8	50%	4	3	75%	0	1



H: 25%(1) P: (0) T: 75%(3)

Ind.	*E%	N	=	#%	#	/
4	60%	35	2	6%	2	4

