Total Direction Chart analysis

Romania | 1 Vaida | Atk after Rec | ;;;[11] | (XF,X2,X1,XM,XG,XC,X7,PP,X9,XT,X3,X4,XB,XP,XR,X5,X0,X6,X8,CB,CF,CD,C5,C0,C6,C8,V5,V0,V6,V8,VB,VP,VR,

	Ind.	*E%	N	#	#%	=	/
X5	5	.	9	3	33%	2	1
X6	7	40%	5	2	40%	0	0
XP	2	-67	3	0	0%	1	1
V5	7	33%	3	1	33%	0	0
PP	10	100	1	1	100	0	0

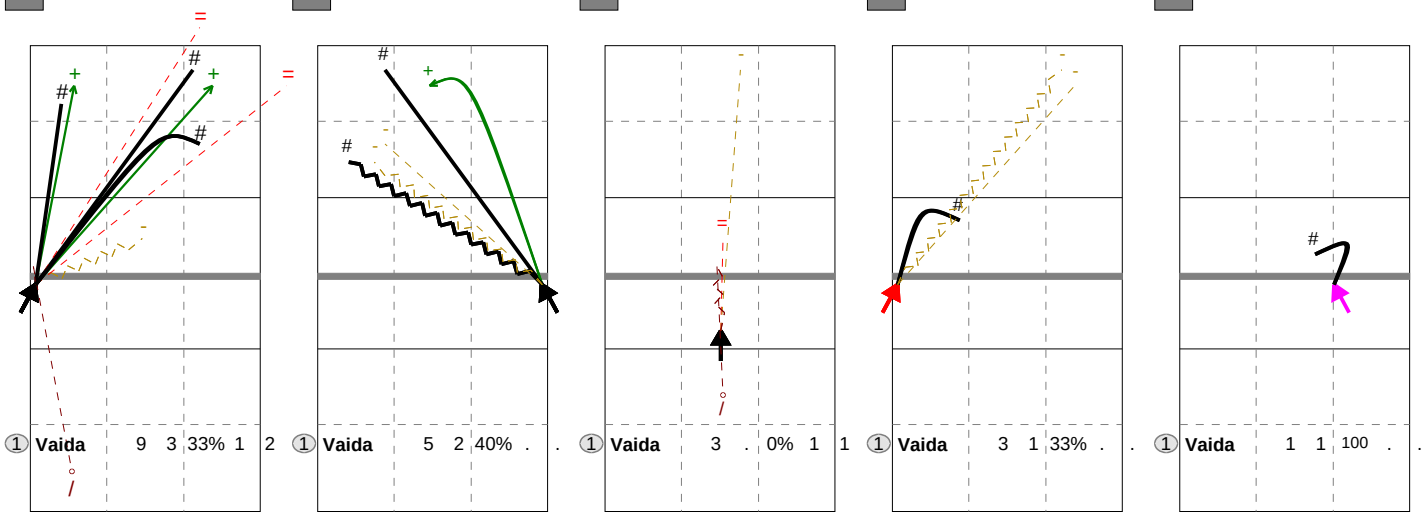

① Vaida	9	3	33%	1	2		
① Vaida	5	2	40%	.	.		
① Vaida	3	.	0%	1	1		
① Vaida	3	1	33%	.	.		
① Vaida	1	1	100	.	.		

H: 78%(7) P: 11%(1) T: 11%(1) H: 40%(2) P: 40%(2) T: 20%(1) H: 67%(2) P: 33%(1) T: (0) H: 33%(1) P: 33%(1) T: 33%(1) H: (0) P: (0) T: 100%(1)

Total Direction Chart analysis

Romania | 1 Vaida | Transition | ;;;[11] | (XF,X2,X1,XM,XG,XC,X7,PP,X9,XT,X3,X4,XB,XP,XR,X5,X0,X6,X8,CB,CF,CD,C5,C0,C6,C8,V5,V0,V6,V8,VB,VP,VR,P2

	Ind.	*E%	N	#	#%	=	/
X5	6	30%	10	6	60%	1	2
V5	4	-20	5	0	0%	0	1
XP	5	.	3	1	33%	1	0
VP	2	-50	2	0	0%	1	0
X6	10	100	1	1	100	0	0

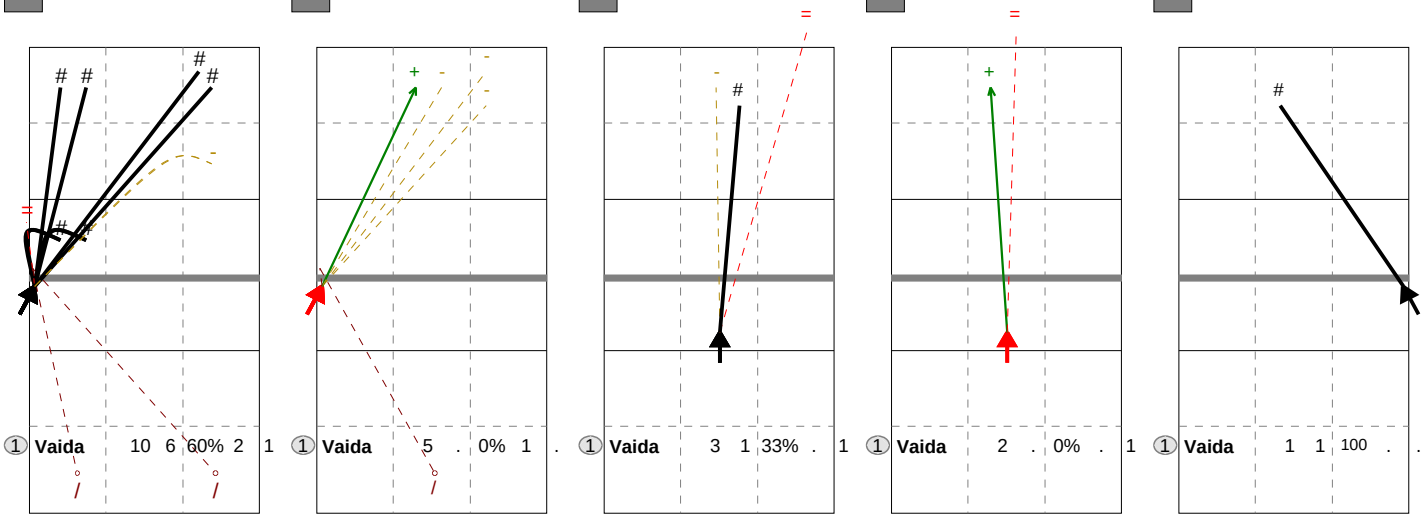

① Vaida	10	6	60%	2	1		
① Vaida	5	.	0%	1	.		
① Vaida	3	1	33%	.	1		
① Vaida	2	.	0%	.	1		
① Vaida	1	1	100	.	.		

H: 70%(7) P: (0) T: 30%(3) H: 100%(5) P: (0) T: (0) H: 100%(3) P: (0) T: (0) H: 100%(2) P: (0) T: (0) H: 100%(1) P: (0) T: (0)
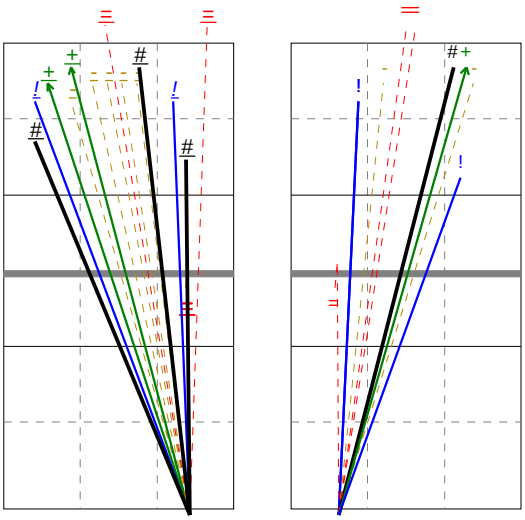
	Ind.	*E%	N	=	=%	#	/
	4	41%	17	5	29%	3	0
	2	50%	10	3	30%	1	0