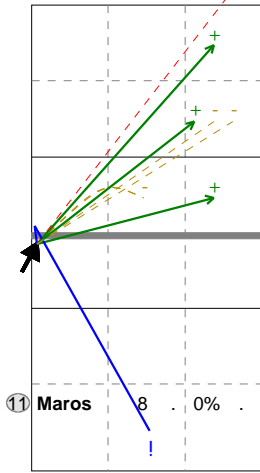


Austria96_EM	3	25	25	20	10	15	95	04/18/20	Friendly Match	Play-off
Czech Republic 96	2	22	17	25	25	12	101	19.30.00	Linz	Away

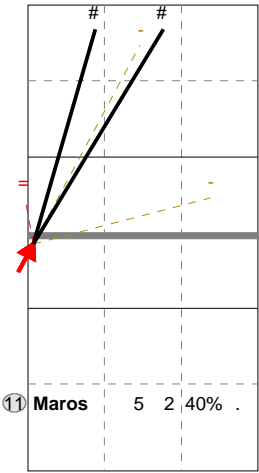
Direction Chart analysis

Austria96_EM | 11 Maros | Atk after Rec | (XF,X2,X1, XM,XG,XC,X7,PP,X9,XT,X3,X4,XB,XP,XR,X5,X0,X6,X8,CB,CF,CD,C5,C0,C6,C8,V5,V0,V6,V8,VB,VP,VR,P2)

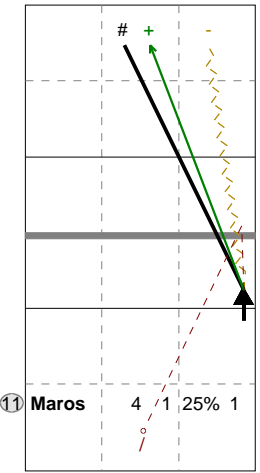
X5	Ind.	*E%	N	#	##%	=	/	V5	Ind.	*E%	N	#	##%	=	/	X8	Ind.	*E%	N	#	##%	=	/	X6	Ind.	*E%	N	#	##%	=	/	V6	Ind.	*E%	N	#	##%	=	/
4	-12	8	0	0%	1	0		6	20%	5	2	40%	1	0		5	.	4	1	25%	0	1		5	.	2	1	50%	0	1		.	-100	1	0	0%	1	0	



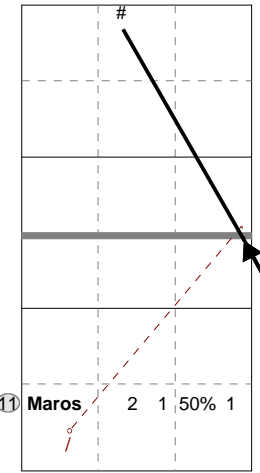
H: 88%(7) P: (0) T: 12%(1)



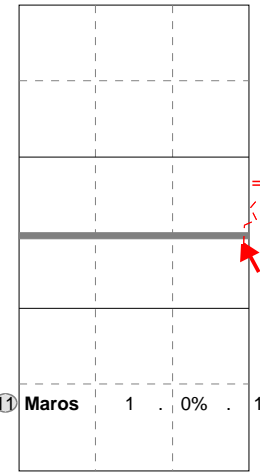
H: 100%(5) P: (0) T: (0)



H: 75%(3) P: 25%(1) T: (0)



H: 100%(2) P: (0) T: (0)

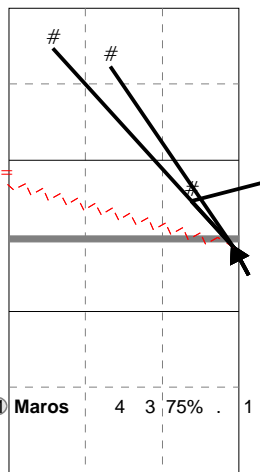


H: (0) P: 100%(1) T: (0)

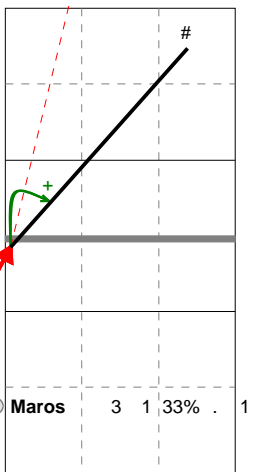
Direction Chart analysis

Austria96_EM | 11 Maros | Transition | (XF,X2,X1, XM,XG,XC,X7,PP,X9,XT,X3,X4,XB,XP,XR,X5,X0,X6,X8,CB,CF,CD,C5,C0,C6,C8,V5,V0,V6,V8,VB,VP,VR,P

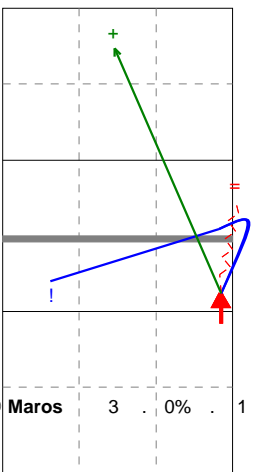
X6	Ind.	*E%	N	#	##%	=	/	V5	Ind.	*E%	N	#	##%	=	/	V8	Ind.	*E%	N	#	##%	=	/	V6	Ind.	*E%	N	#	##%	=	/	X8	Ind.	*E%	N	#	##%	=	/
8	50%	4	3	75%	1	0		5	.	3	1	33%	1	0		2	-33	3	0	0%	1	0		5	.	1	0	0%	0	0		10	100	1	1	100	0	0	



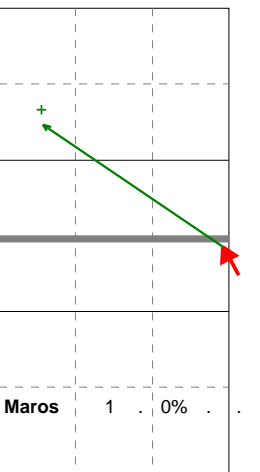
H: 75%(3) P: 25%(1) T: (0)



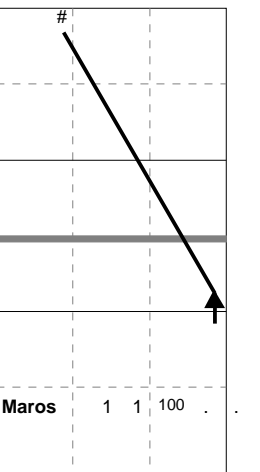
H: 67%(2) P: (0) T: 33%(1)



H: 33%(1) P: 33%(1) T: 33%(1)



H: 100%(1) P: (0) T: (0)



H: 100%(1) P: (0) T: (0)