

Total Direction Chart analysis

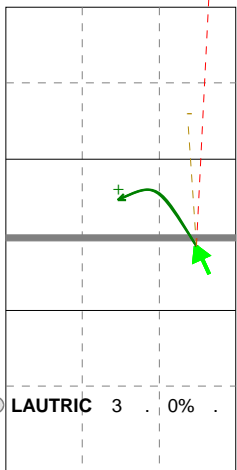
France U20 WCH Qual | 8 LAUTRIC | Atk after Rec | Setter in 1,5,4,2

| | | | | | | | |
|-----------|------|-----|---|---|----|---|---|
| CF | Ind. | *E% | N | # | #% | = | / |
| | 3 | -33 | 3 | 0 | 0% | 1 | 0 |

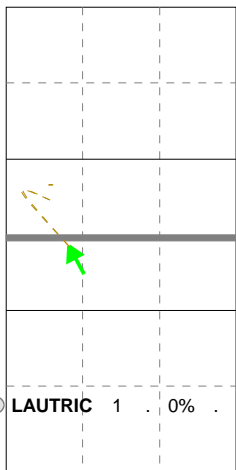
| | | | | | | | |
|-----------|------|-----|---|---|----|---|---|
| X7 | Ind. | *E% | N | # | #% | = | / |
| | 5 | . | 1 | 0 | 0% | 0 | 0 |

| | | | | | | | |
|-----------|------|------|---|---|----|---|---|
| X1 | Ind. | *E% | N | # | #% | = | / |
| | . | -100 | 1 | 0 | 0% | 1 | 0 |

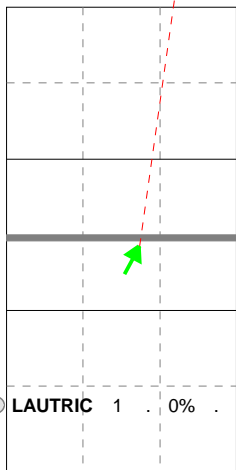
| | | | | | | | |
|-----------|------|-----|---|---|-----|---|---|
| CD | Ind. | *E% | N | # | #% | = | / |
| | 10 | 100 | 1 | 1 | 100 | 0 | 0 |



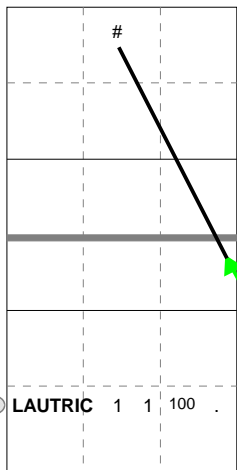
H: 67%(2) P: (0) T: 33%(1)



H: (0) P: (0) T: 100%(1)



H: 100%(1) P: (0) T: (0)

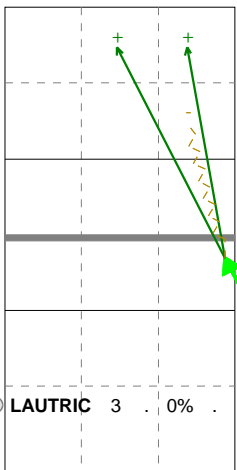


H: 100%(1) P: (0) T: (0)

Total Direction Chart analysis

France U20 WCH Qual | 8 LAUTRIC | Transition | AND[*--AO,6][~--AM,6][~--AH,6]

| | | | | | | | |
|-----------|------|-----|---|---|----|---|---|
| CD | Ind. | *E% | N | # | #% | = | / |
| | 5 | . | 3 | 0 | 0% | 0 | 0 |

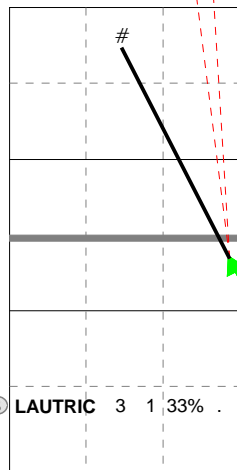


H: 67%(2) P: 33%(1) T: (0)

Total Direction Chart analysis

France U20 WCH Qual | 8 LAUTRIC | Atk after Rec | S

| | | | | | | | |
|-----------|------|-----|---|---|-----|---|---|
| CD | Ind. | *E% | N | # | #% | = | / |
| | 3 | -33 | 3 | 1 | 33% | 2 | 0 |



H: 100%(3) P: (0) T: (0)

| | | | | | | |
|------|-----|----|---|-----|---|---|
| Ind. | *E% | N | = | #% | # | / |
| 4 | . | 13 | 3 | 23% | 0 | 0 |

| | | | | | | |
|------|-----|---|---|----|---|---|
| Ind. | *E% | N | = | #% | # | / |
| 4 | . | 1 | 0 | 0% | 0 | 0 |

