

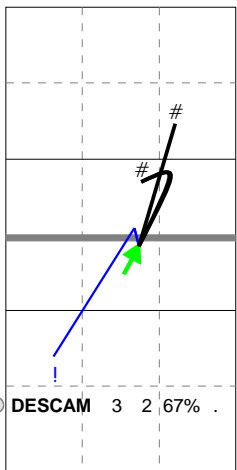
Total Direction Chart analysis

France U20 WCH Qual | 6 DESCAMPS | Atk after Rec | Setter in 1,5,4,2

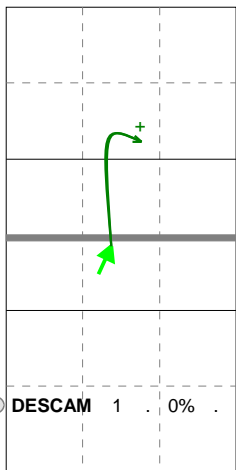
<b>X1</b>	Ind.	*E%	N	#	#%	=	/
	7	67%	3	2	67%	0	0

<b>XC</b>	Ind.	*E%	N	#	#%	=	/
	5	.	1	0	0%	0	0

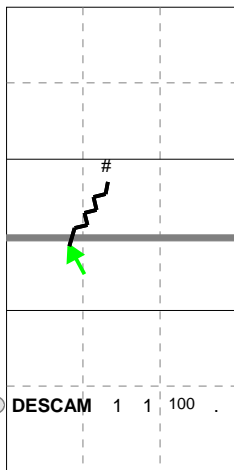
<b>X7</b>	Ind.	*E%	N	#	#%	=	/
	10	100	1	1	100	0	0



H: 33%(1) P: 33%(1) T: 33%(1)



H: (0) P: (0) T: 100%(1)



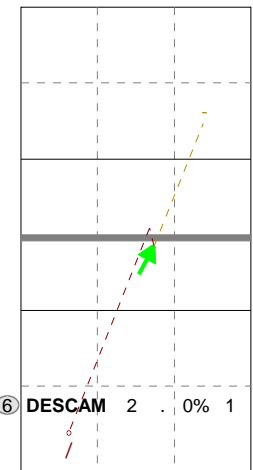
H: (0) P: 100%(1) T: (0)

Total Direction Chart analysis

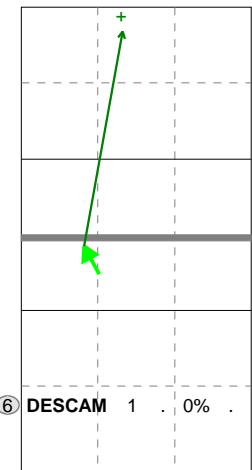
France U20 WCH Qual | 6 DESCAMPS | Transition | AND[\*~~AO,6][~~~AM,6][~~~AH,6

<b>X1</b>	Ind.	*E%	N	#	#%	=	/
	2	-50	2	0	0%	0	1

<b>X7</b>	Ind.	*E%	N	#	#%	=	/
	5	.	1	0	0%	0	0



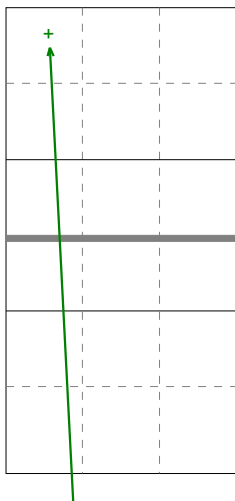

H: 100%(2) P: (0) T: (0)



H: 100%(1) P: (0) T: (0)

Ind.	*E%	N	#	#%	=	/
4	8%	26	3	12%	0	0

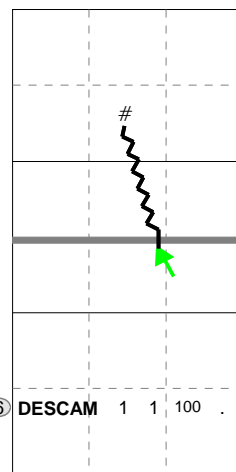
Ind.	*E%	N	#	#%	=	/
7	100	1	0	0%	0	0



Total Direction Chart analysis

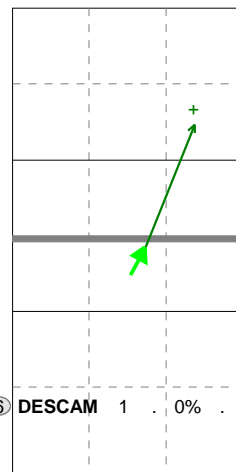
France U20 WCH Qual | 6 DESCAMPS | Atk after Rec |

<b>X2</b>	Ind.	*E%	N	#	#%	=	/
	10	100	1	1	100	0	0



H: (0) P: 100%(1) T: (0)

<b>X1</b>	Ind.	*E%	N	#	#%	=	/
	5	.	1	0	0%	0	0



H: 100%(1) P: (0) T: (0)