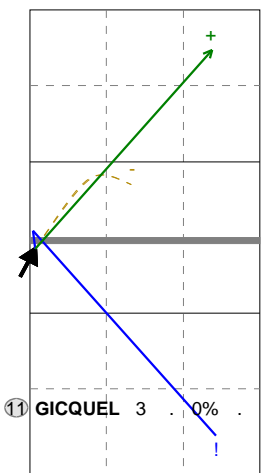
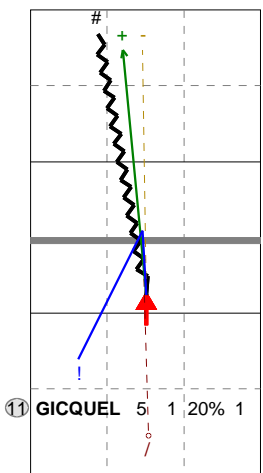
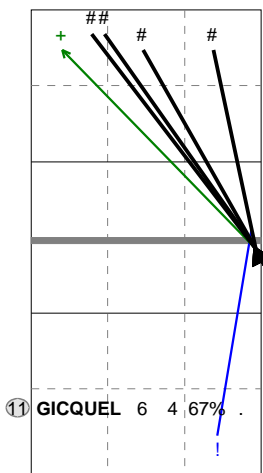
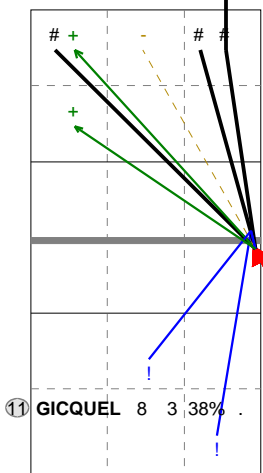
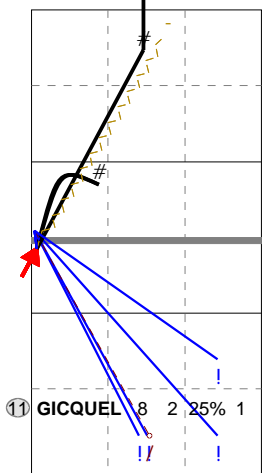


Total Direction Chart analysis

France U20 WCH Qual | 11 GICQUEL | Atk after Rec | AND[~~~AO,6]

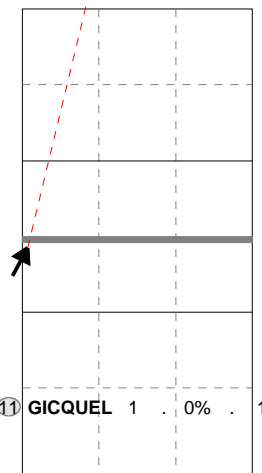
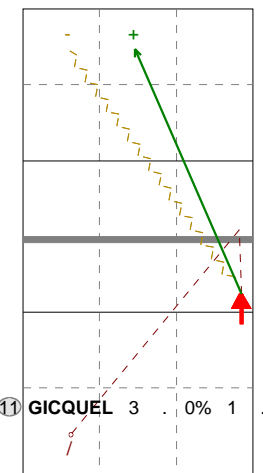
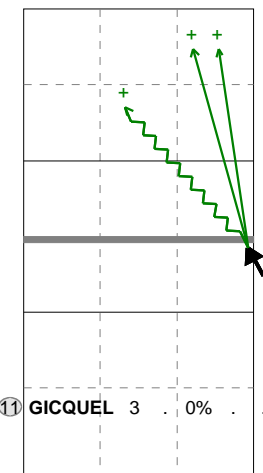
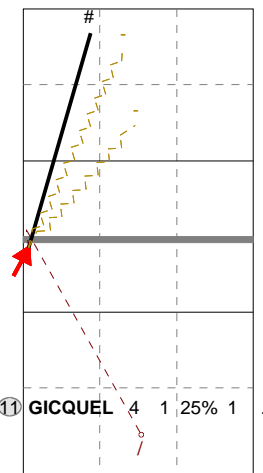
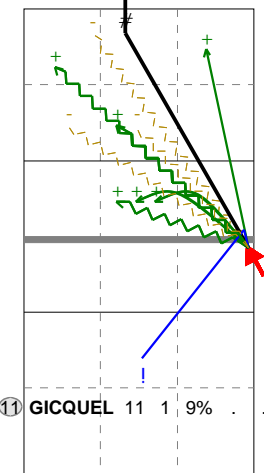
V5 Ind. \*E% N # #% = / 3 12% 8 2 25% 0 / 1 V6 Ind. \*E% N # #% = / 6 38% 8 3 38% 0 / 0 X6 Ind. \*E% N # #% = / 8 67% 6 4 67% 0 / 0 VP Ind. \*E% N # #% = / 4 . 5 1 20% 0 / 1 X5 Ind. \*E% N # #% = / 3 . 3 0 0% 0 / 0



Total Direction Chart analysis

France U20 WCH Qual | 11 GICQUEL | Transition | AND[~~~AO,6]

V6 Ind. \*E% N # #% = / 5 9% 11 1 9% 0 / 0 V5 Ind. \*E% N # #% = / 5 . 4 1 25% 0 / 1 X6 Ind. \*E% N # #% = / 5 . 3 0 0% 0 / 0 V8 Ind. \*E% N # #% = / 3 -33 3 0 0% 0 / 1 X5 Ind. \*E% N # #% = / . -100 1 0 0% 1 / 0



Ind. \*E% N # #% = / 4 47% 17 3 18% 1 0

Ind. \*E% N # #% = / 2 12% 8 2 25% 0 0

