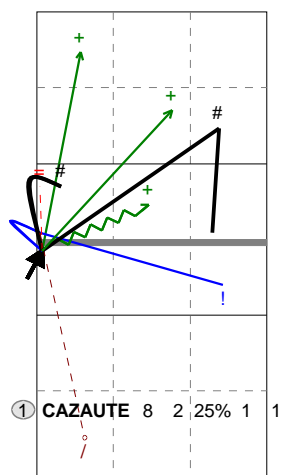
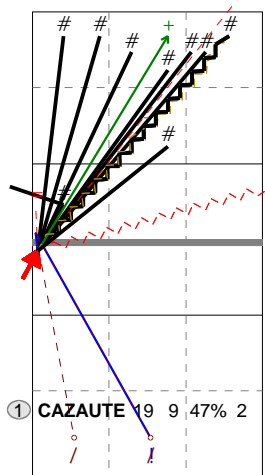


Total Direction Chart analysis

France U20 WCH Qual | 1 CAZAUTE | Atk after Rec | AND[~--AO,6]

**V5** Ind. \*E% N # #% = / 1  
6 21% 19 9 47% 3 2

**X5** Ind. \*E% N # #% = / 1  
4 . 8 2 25% 1 1



H: 74%(14) P: 26%(5) T: (0) H: 62%(5) P: 12%(1) T: 25%(2)

Total Direction Chart analysis

France U20 WCH Qual | 1 CAZAUTE | Transition | AND[~--AO,6]

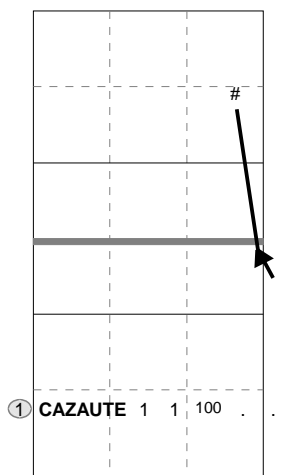
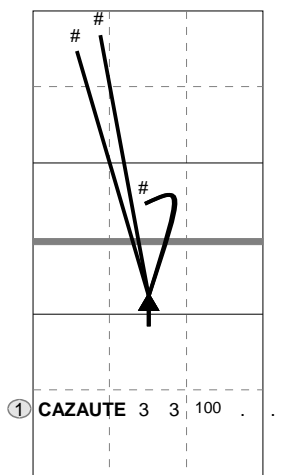
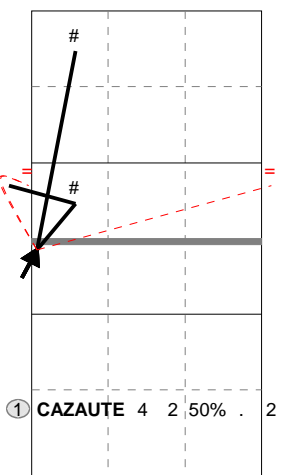
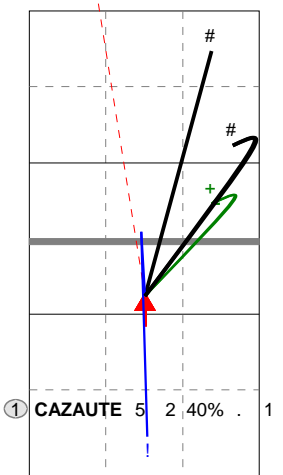
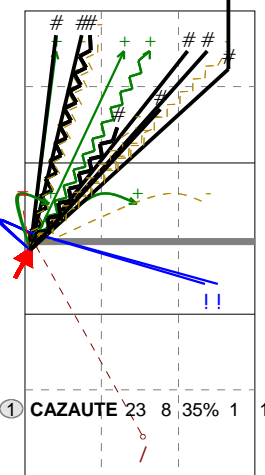
**V5** Ind. \*E% N # #% = / 1  
6 26% 23 8 35% 1 1

**VP** Ind. \*E% N # #% = / 0  
5 20% 5 2 40% 1 0

**X5** Ind. \*E% N # #% = / 0  
5 . 4 2 50% 2 0

**XP** Ind. \*E% N # #% = / 0  
10 100 3 3 100 0 0

**X6** Ind. \*E% N # #% = / 0  
10 100 1 1 100 0 0



H: 43%(10) P: 35%(8) T: 22%(5)

H: 60%(3) P: (0) T: 40%(2)

H: 75%(3) P: (0) T: 25%(1)

H: 67%(2) P: (0) T: 33%(1)

H: 100%(1) P: (0) T: (0)

Ind. \*E% N # #% = / 1  
4 29% 28 3 11% 3 1

