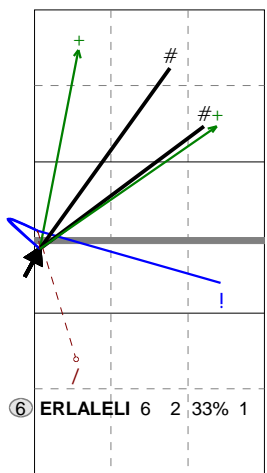


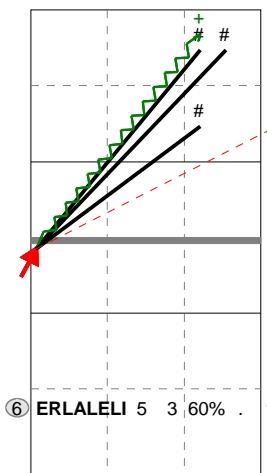
Total Direction Chart analysis

TURKEY U20 WCH Qual | 6 ERLALELITEPE | Atk after Rec | AND[~~~AO,6]

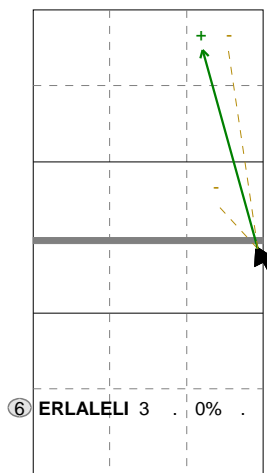
X5 Ind. *E% N # #% = / 5 17% 6 2 33% 0 / 1
V5 Ind. *E% N # #% = / 7 40% 5 3 60% 1 / 0
X6 Ind. *E% N # #% = / 5 . 3 0 0% 0 / 0
V6 Ind. *E% N # #% = / 5 . 2 1 50% 1 / 0
X4 Ind. *E% N # #% = / 5 . 1 0 0% 0 / 0



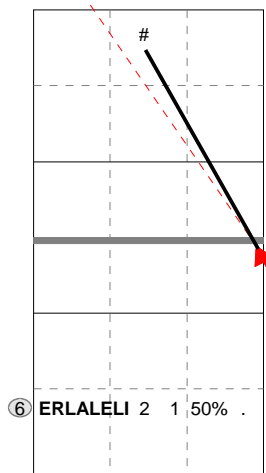
H: 83%(5) P: (0) T: 17%(1)



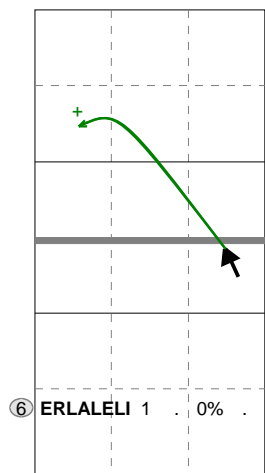
H: 80%(4) P: 20%(1) T: (0)



H: 100%(3) P: (0) T: (0)



H: 100%(2) P: (0) T: (0)

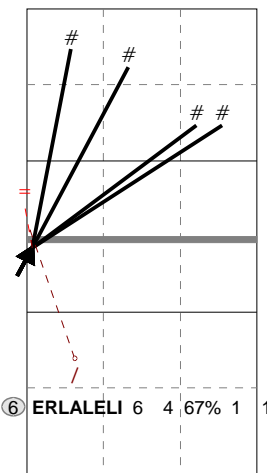


H: (0) P: (0) T: 100%(1)

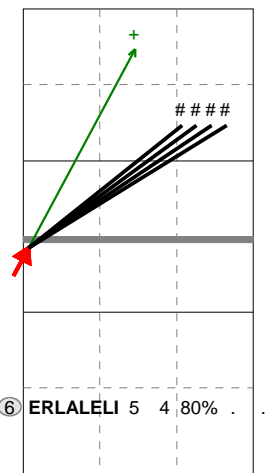
Total Direction Chart analysis

TURKEY U20 WCH Qual | 6 ERLALELITEPE | Transition | AND[~~~AO,6]

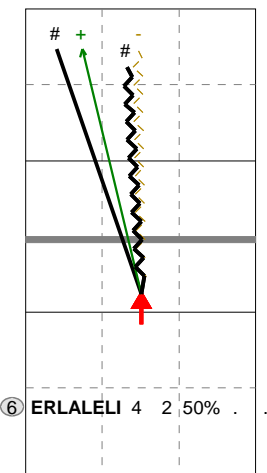
X5 Ind. *E% N # #% = / 7 33% 6 4 67% 1 / 1
V5 Ind. *E% N # #% = / 9 80% 5 4 80% 0 / 0
VP Ind. *E% N # #% = / 8 50% 4 2 50% 0 / 0
V8 Ind. *E% N # #% = / 5 . 1 0 0% 0 / 0
V6 Ind. *E% N # #% = / 5 . 1 0 0% 0 / 0



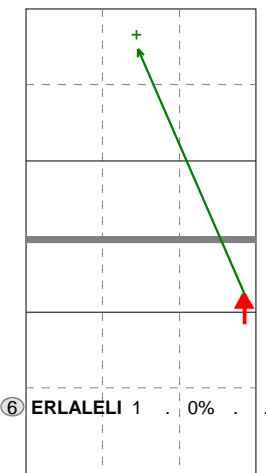
H: 100%(6) P: (0) T: (0)



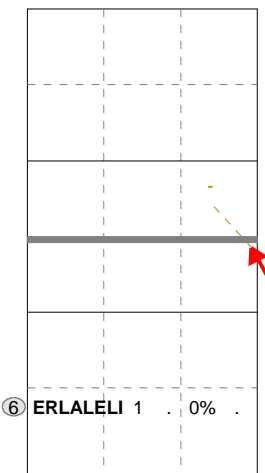
H: 100%(5) P: (0) T: (0)



H: 50%(2) P: 50%(2) T: (0)



H: 100%(1) P: (0) T: (0)



H: 100%(1) P: (0) T: (0)

Ind. *E% N # #% = / 5 65% 17 1 6% 2 1

