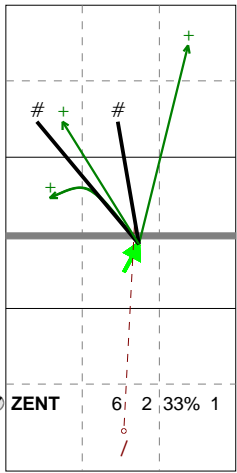


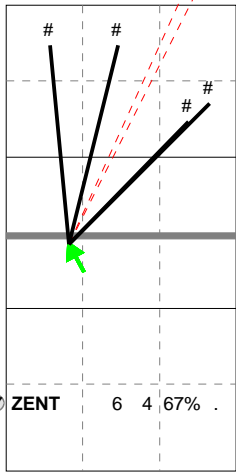
Total Direction Chart analysis

TURKEY U20 WCH Qual | 17 ZENT | Atk after Rec | Setter in 1,5,4,2

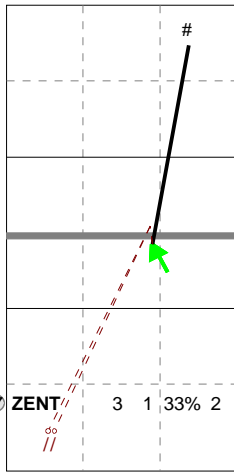
X1	Ind. *E% N # #% = /	X7	Ind. *E% N # #% = /	X2	Ind. *E% N # #% = /	CD	Ind. *E% N # #% = /
	6 17% 6 2 33% 0 1		7 33% 6 4 67% 2 0		3 -33 3 1 33% 0 2		5 . 3 1 33% 1 0



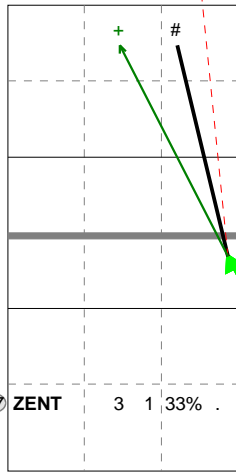
H: 83%(5) P: (0) T: 17%(1)



H: 100%(6) P: (0) T: (0)



H: 100%(3) P: (0) T: (0)

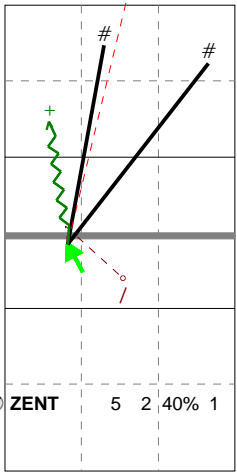


H: 100%(3) P: (0) T: (0)

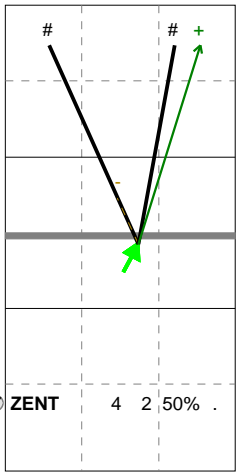
Total Direction Chart analysis

TURKEY U20 WCH Qual | 17 ZENT | Transition | AND[*~~AO,6][~~~AM,6][~~~AH,6]

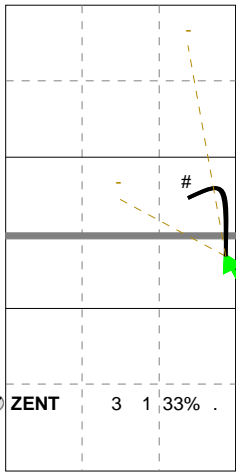
X7	Ind. *E% N # #% = /	X1	Ind. *E% N # #% = /	CD	Ind. *E% N # #% = /
	5 . 5 2 40% 1 1		8 50% 4 2 50% 0 0		7 33% 3 1 33% 0 0



H: 80%(4) P: 20%(1) T: (0)



H: 100%(4) P: (0) T: (0)

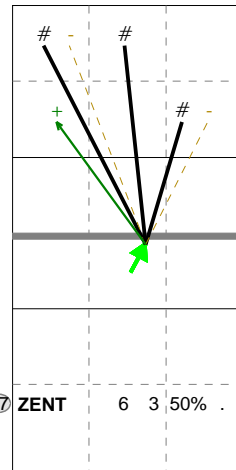


H: 67%(2) P: (0) T: 33%(1)

Total Direction Chart analysis

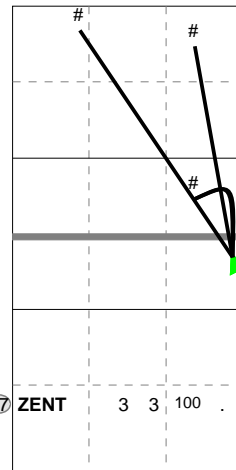
TURKEY U20 WCH Qual | 17 ZENT | Atk after Rec | S

X1	Ind. *E% N # #% = /
	8 50% 6 3 50% 0 0



H: 100%(6) P: (0) T: (0)

CD	Ind. *E% N # #% = /
	10 100 3 3 100 0 0



H: 67%(2) P: (0) T: 33%(1)

Ind. *E% N # #% = /
4 24% 42 7 17% 4 1

Ind. *E% N # #% = /
6 64% 11 1 9% 1 1

Ind. *E% N # #% = /
4 . 4 0 0% 0 0

